

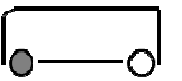

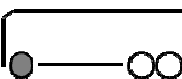



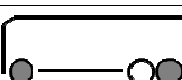









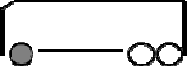



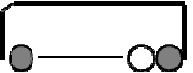



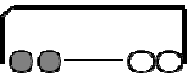







ANEXO



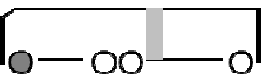













“ANEXO III

COMPOSIÇÕES HOMOLOGADAS PARA O TRANSPORTE URBANO DE PASSAGEIROS										
Ônibus convencional			Peso máximo por eixo ou conjunto de eixos (t)	PBT E PBTC (t)						Comprimento máximo (m)
				Comprimento total (metros)						
				Inferior ou igual a 14,0	Inferior ou igual a 15,0	Superior ou igual a 16,0	Inferior a 17,5	Superior ou igual a 17,5	Inferior ou igual a 18,6	
III-1			6 + 6 = 12	12						14
III-2			6 + 10 = 16	16						
III-3			6 + 17 = 23	23						
III-4			6 + 13,5 = 19,5	19,5						
III-5			6 + 13,5 = 19,5	19,5						
III-8			12 + 10 = 22	22						
III-9			12 + 17 = 29	29						
III-10			12 + 13,5 = 25,5	25,5						
III-11			12 + 13,5 = 25,5	25,5						

## COMPOSIÇÕES HOMOLOGADAS PARA O TRANSPORTE URBANO DE PASSAGEIROS QUE POSSUEM 3º EIXO DE APOIO DIRECIONAL

III - 12			$6 + 17 = 23$		23					15
III - 13			$12 + 10 = 22$		22					
III - 14			$12 + 10 = 22$		22					
III - 15			$12 + 10 = 22$		22					
III - 16			$12 + 17 = 29$		29					
III - 17			$12 + 13,5 = 25,5$		25,5					
III - 18			$12 + 13,5 = 25,5$		25,5					

## COMPOSIÇÕES HOMOLOGADAS PARA O TRANSPORTE URBANO DE PASSAGEIROS

Ônibus articulado		Peso máximo por eixo	PBT E PBTC (t)						Comprimento máximo (m)	
			Comprimento total (metros)							
			Inferior ou igual a 14,0	Inferior ou igual a 15,0	Superior ou igual a 16,0	Inferior a 17,5	Superior ou igual a 17,5	Inferior ou igual a 18,6		
III - 19			$6 + 10 + 10 = 26$							26
III - 20			$6 + 17 + 10 = 33$							33
III - 21			$6 + 13,5 + 10 = 29,5$							29,5
III - 22			$6 + 13,5 + 10 = 29,5$							29,5
III - 23			$12 + 10 + 10 = 32$							32
III - 24			$12 + 10 + 10 = 32$							32
III - 25			$6 + 6 + 17 = 29$							29
III - 26			$6 + 10 + 13,5 = 29,5$							29,5

18,6



# COMPOSIÇÕES HOMOLOGADAS PARA O TRANSPORTE URBANO DE PASSAGEIROS

Ônibus com reboque		Peso máximo por eixo	PBT E PBTC (t)						Comprimento máximo (m)		
			Comprimento total (metros)								
			Inferior ou igual a 14,0	Inferior ou igual a 15,0	Superior ou igual a 16,0	Inferior a 17,5	Superior ou igual a 17,5	Inferior ou igual a 19,8			
III - 34			$6 + 10 + 10 + 10 = 36$							36	19,8
III - 35			$6 + 13,5 + 10 + 10 = 39,5$							39,5	
III - 36			$6 + 13,5 + 10 + 10 = 39,5$							39,5	
III - 37			$6 + 10 + 6 + 10 = 32$							32	
III - 38			$6 + 13,5 + 6 + 10 = 35,5$							35,5	
III - 39			$6 + 13,5 + 6 + 10 = 35,5$							35,5	
III - 40			$12 + 10 + 6 + 10 = 38$							38	
III - 41			$12 + 10 + 6 + 10 = 38$							38	

























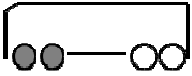

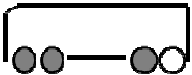

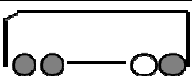
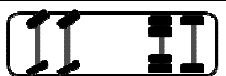


**OS PESOS BRUTOS TOTAIS (PBT) DOS VEICULOS DE TRANSPORTE DE PASSAGEIROS A SEGUIR SÃO VÁLIDOS A PARTIR DE 01 DE JANEIRO DE 2012, SOMENTE PARA ÔNIBUS RODOVIARIOS.**

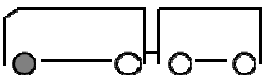





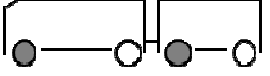





**COMPOSIÇÕES HOMOLOGADAS PARA O TRANSPORTE DE PASSAGEIROS**

Ônibus convencional		Peso máximo por eixo	PBT E PBTC (t)						Comprimento máximo (m)	
			Comprimento total (metros)							
			Inferior ou igual a 14,0	Inferior ou igual a 15,0	Superior ou igual a 15,0	Inferior a 17,5	Superior ou igual a 17,5	Superior a 19,8		
IV-1			$7 + 7 = 14$	14						14
IV-2			$7 + 11 = 18$	18						
IV-3			$7 + 18 = 25$	25						
IV-4			$7 + 14,5 = 21,5$	21,5						
IV-5			$7 + 14,5 = 21,5$	21,5						
IV-8			$13 + 11 = 24$	24						
IV-9			$13 + 18 = 31$	31						
IV-10			$13 + 14,5 = 27,5$	27,5						
IV-11			$13 + 14,5 = 27,5$	27,5						

## COMPOSIÇÕES HOMOLOGADAS PARA O TRANSPORTE DE PASSAGEIROS

IV-12			$13 + 18 = 31$		31					15
IV-13			$13 + 14,5 = 27,5$		27,5					
IV-14			$13 + 14,5 = 27,5$		27,5					

## COMPOSIÇÕES HOMOLOGADAS PARA O TRANSPORTE DE PASSAGEIROS

Ônibus com reboque		Peso máximo por eixo	PBT E PBTC (t)						Comprimento máximo (m)	
			Comprimento total (metros)							
			Inferior ou igual a 14,0	Inferior ou igual a 15,0	Superior ou igual a 15,0	Inferior a 17,5	Superior ou igual a 17,5	Superior a 19,8		
IV-15			$7 + 11 + 11 + 11 = 40$							19,8
IV-16			$7 + 14,5 + 11 + 11 = 43,5$						40	
IV-17			$7 + 14,5 + 11 + 11 = 43,5$						43,5	
IV-18			$7 + 11 + 7 + 11 = 36$						43,5	
IV-19			$7 + 14,5 + 7 + 11 = 39,5$						36	
IV-20			$7 + 14,5 + 7 + 11 = 39,5$						39,5	