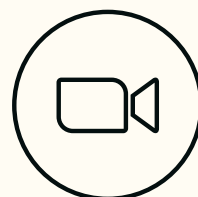


PROJECT ORIGINS

INTERNACIONAL

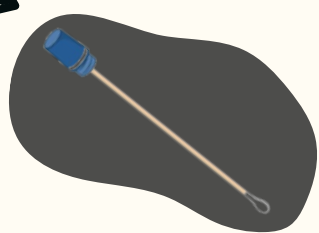
1 PREPARATION

- Complete all requested documents.
- Watch the collection instruction video.



2 MATERIAL

Buy a sterile swab at a local pharmacy



3 PRECAUTIONS

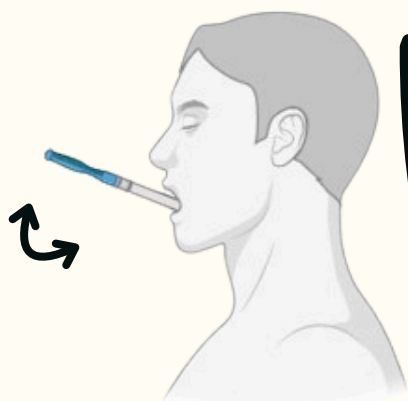
Do not eat, drink, smoke, brush your teeth or chew gum for 30 minutes prior to collecting your sample. Verify that the subject's mouth is empty.



4 COLLECTION

Collect your own DNA as follows:

- Firmly rub and rotate the tip of the cotton swab along the inside of the cheek for 1 minute on each side.



5 DRYING


- Allow the swab to air dry without the cotton tip touching any surface.
 - You can use a cup as a container to place the swab.
- Let the swab air dry at room temperature, in a dry and ventilated place, away from direct sunlight, for at least 2 hours.
- Keep the swab out of reach of children and pets.



Follow the drying steps exactly as described to ensure the recovery of the sample's DNA

6 STORAGE

After drying, store the swab in its original transport tube/paper wrapper and then in an envelope.



7 SHIPPING


- Store the envelope with the swab inside a second envelope, for sending to Brazil.
- Include the completed collection form (TC-DNA).
- Send the addressed envelope to

Autoridade Central Administrativa Federal (ACAF)
Departamento de Recuperação de Ativos e Cooperação Jurídica Internacional
Ministério da Justiça e Segurança Pública
Esplanada dos Ministérios, Bloco T, Anexo II, 3º andar - Sala 314 - CEP: 70064-900 - Brasília/DF - BRASIL
Referente ao "PROJETO ORIGENS"

PROJECT ORIGINS

SENDING OF DOCUMENTS

8



Send all completed documents and forms to: adocao.acaf@mj.gov.br with a copy to: seban.ditec@pf.gov.br. To send the email with a copy, add the email in the "CC" field.

*

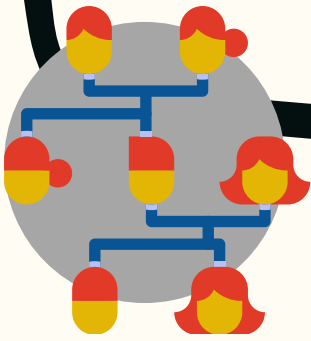
ADDITIONAL - ANCESTRY TEST

- If you have performed an ancestry test and wish to make it available to assist in the investigation, follow these instructions:
- Make sure your test data is in the GEDmatch database;
- If the data is not in the GEDmatch database, upload it following the GEDmatch Upload Tutorial.



Make sure the data is open for access.

- Fill out the form provided and sign the agreement regarding the use of this data.



4 Privacy Options

Select one of the following privacy options for this kit. (required) ⓘ

Opt In Most Popular

We will compare your DNA kit to all other kits in the GEDmatch database to find your matching genetic relatives. Kits in the database include those submitted by users undertaking personal genetic genealogy research, adoptee searches, users (including law enforcement) attempting to identify unidentified human remains, and law enforcement attempting to identify perpetrators of violent crimes. Your kit **WILL** be compared with kits submitted by law enforcement to identify perpetrators of violent crimes. The operators of GEDmatch encourage everybody to select this option.