



República
Federativa
do Brasil

Plano Plurianual 2024-2027

Planning towards 2030 Agenda

Virgínia de Ângelis, Secretary of National Planning

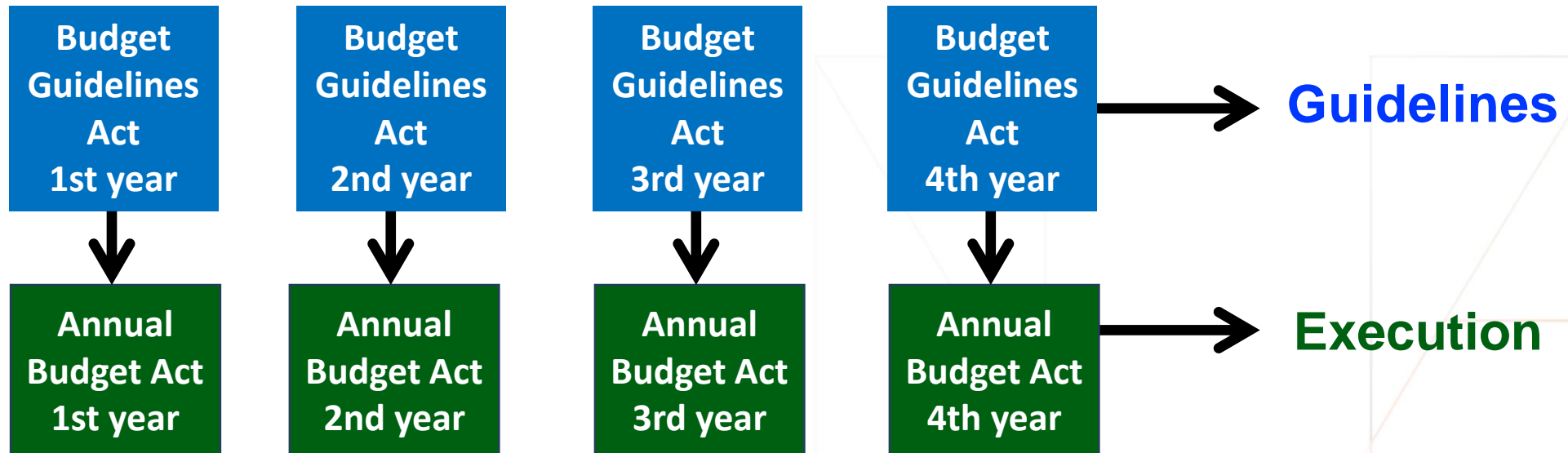

High Level Political Forum on Sustainable Development

16 July 2024

SECRETARIA
NACIONAL DE
PLANEJAMENTO

MINISTÉRIO DO
PLANEJAMENTO
E ORÇAMENTO





Participatory PPA 2024-2027

Priorities

- 1 | Fighting hunger and reducing inequalities
- 2 | Basic education (K-12)
- 3 | Health: primary and specialized care
- 4 | Neo-industrialization, work, employment and income
- 5 | New PAC [Economic Acceleration Program]
- 6 | Fighting deforestation and facing the climate emergency

Transversal Agendas

- | | |
|----------------------------|------------------------|
| 1 Children and teenagers | 4 Indigenous peoples |
| 2 Women | 5 Environmental |
| 3 Racial equality | |

PPA construction workshops

- 125 workshops
- 716 worked hours
- 4,400 participants

Technical Staff

- Teams from the 37 Ministries
- 36 technicians from SEPLAN/MPO

Technical partners: IPEA, ENAP, IBGE, CAF, BID

Partner teams: SOF, SMA, SNPS/PR, SECOM/PR, SAM/PR

Vision of the future 2027



“A democratic, fair, developed and environmentally sustainable country, where all people live with quality, dignity and respect for diversity”

07 Key indicators and national targets

Values

Democracy | Diversity and social justice | Socio-environmental Sustainability | Social participation | Collaborative Action | Fiscal and social responsibility | Management Excellence

AXIS 1
Social development and guarantee of rights

13 Strategic objectives
31 key national indicators and targets

AXIS 2
Environmental, social and economic sustainable development

15 Strategic objectives
23 key national indicators and targets

AXIS 3
Defense of democracy and reconstruction of the State and sovereignty

7 Strategic objectives
8 key national indicators and targets

88 Programs

Social participation in numbers



Intercouncil Forum

- 3 meetings
- 36 national councils represented



State Plenary Sessions

- 27 Brazilian capitals
- 34 thousand+ participants
- 309 movements/organizations presented their demands and defended proposals



Participatory Brazil Platform

- 4,087,540 hits
- 1,419,729 participants
- 1,529,826 Votes
- 8,254 Proposals

Most voted PPA programs

- 1 | Facing the climate emergency (20,534)
- 2 | Primary health care (20,427)
- 3 | Specialized health care (18,786)
- 4 | Promotion of decent work, employment and income (16,316)
- 5 | Tourism, this is the destination (15,246)

Most voted proposals by topic

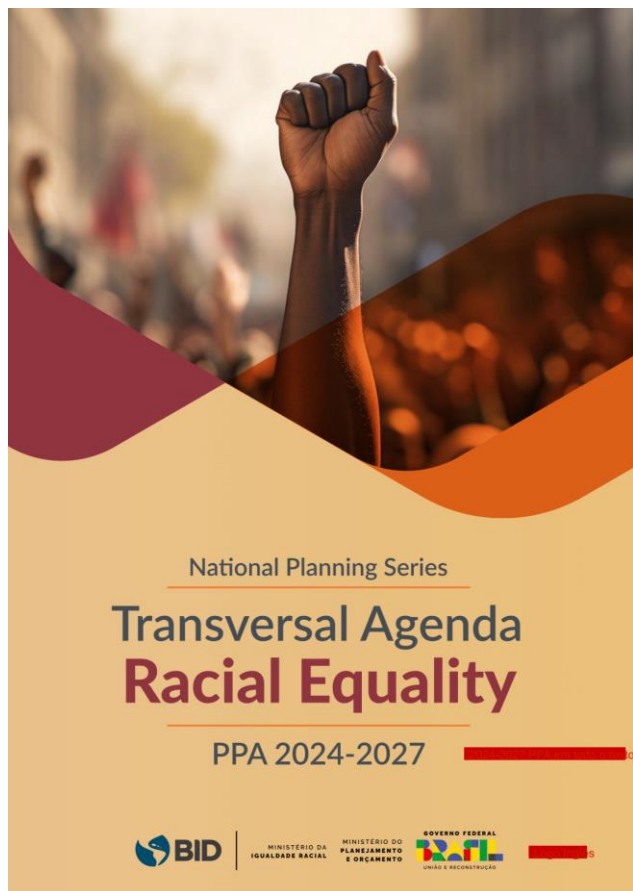
- 1 | Health (360,740 votes and 1,225 proposals)
- 2 | Justice and public security (193,828 votes and 322 proposals)
- 3 | Education (190,654 votes and 1,225 proposals)
- 4 | Human rights and citizenship (79,509 votes and 511 proposals)
- 5 | Development, industry, commerce and services (69,822 votes and 115 proposals)

Source: General Secretariat of the President of the Republic

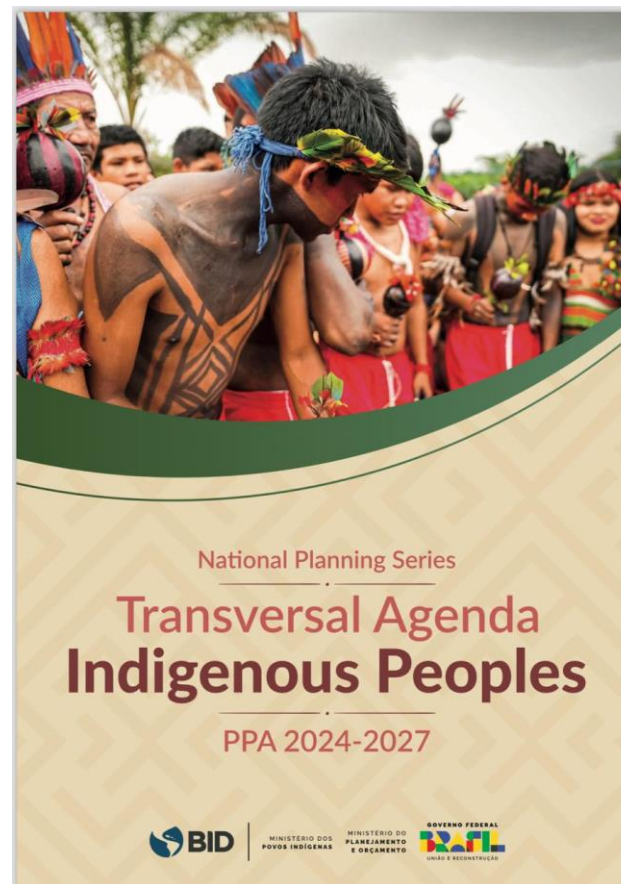
Planning towards 2030 Agenda presents how the SDGs are embedded in the medium-term plan of the Brazilian Federal Government



SDG 18 - Ethnic-Racial Equality

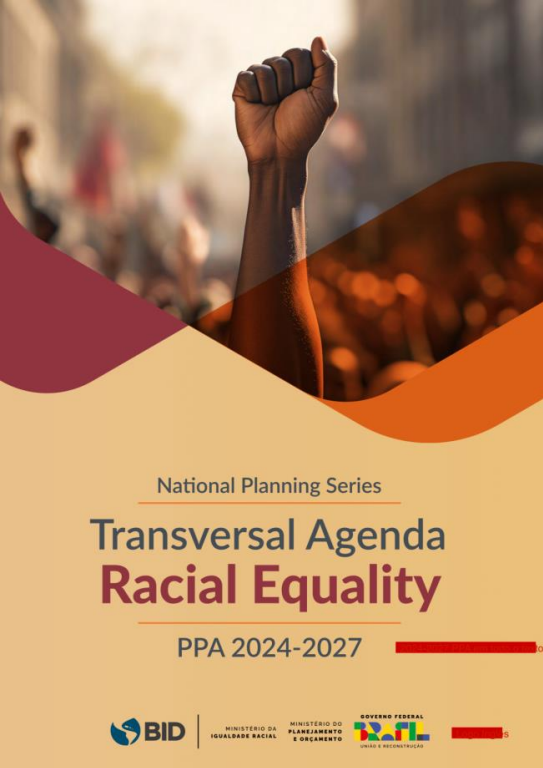


- **46 programs**
- 117 specific goals
- 239 deliverables
- **22 Ministries**

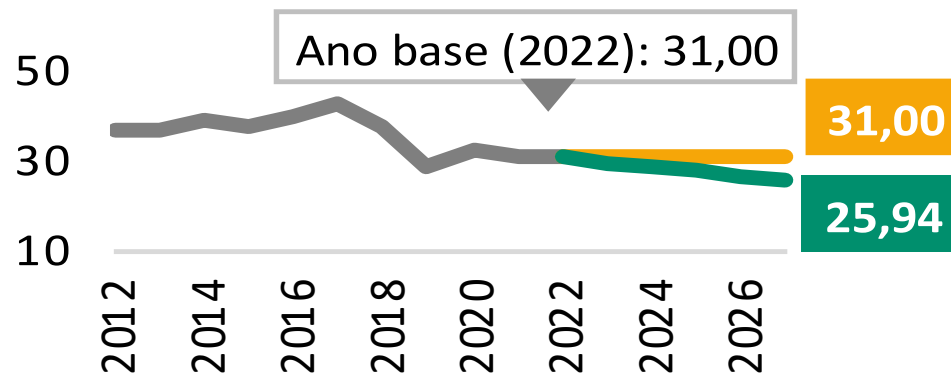


- **39 programs**
- 84 specific goals
- 205 deliverables
- **23 Ministries**

Key National Indicators

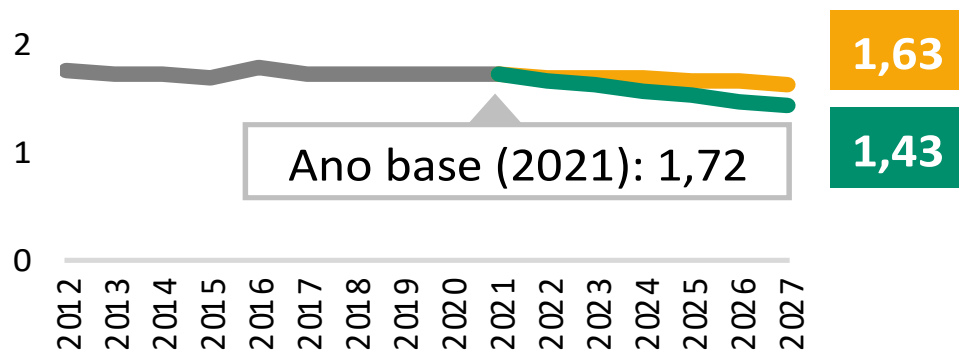


Black people homicide rate



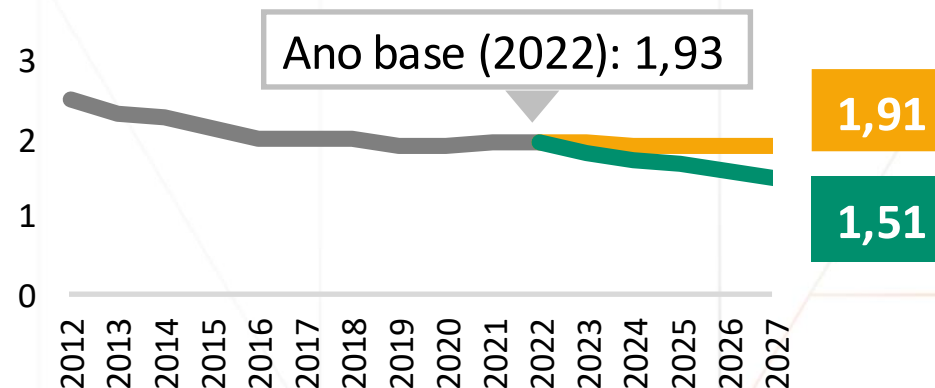
Source: Ipea. Projeções MPO, com base em estimativas do Ipea.

Ratio between the average work income of white people and the average work income of black people

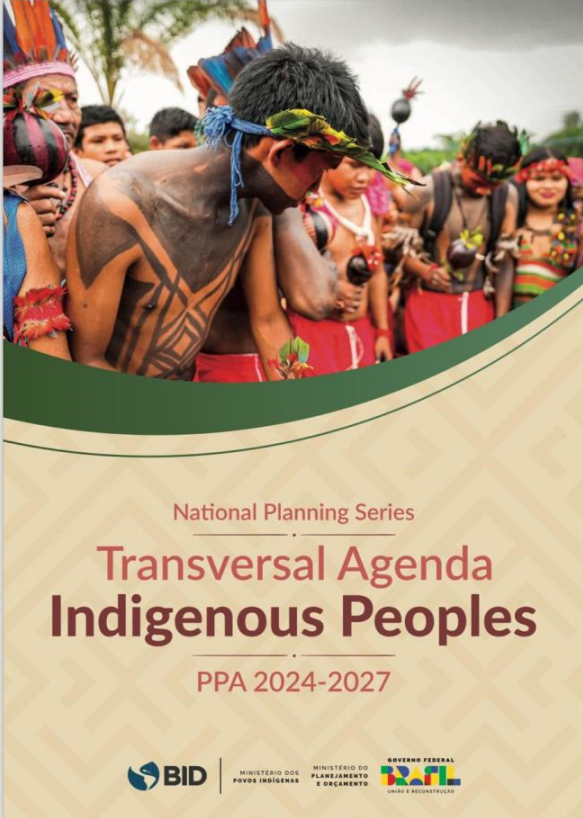


Source: Síntese de indicadores sociais/IBGE. Projeções MPO, com base em estimativas do Ipea.

Ratio between white and black people net attendance rates in higher education, 18 to 24 Years old



Source: Inep/MEC. Projeções MPO, com base em estimativas do Ipea.



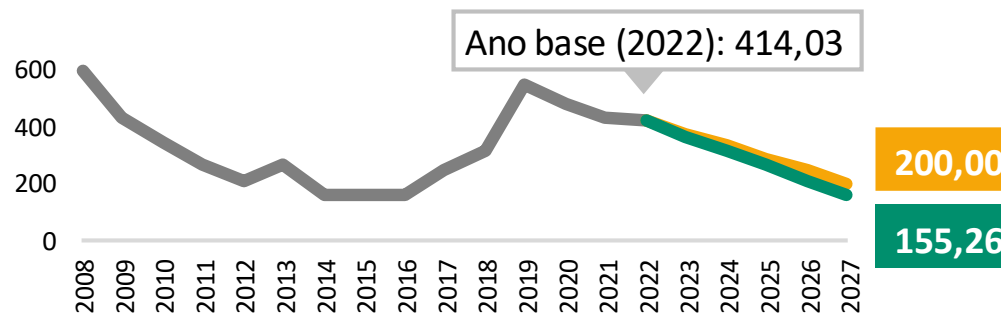
Key National Indicators

SECRETARIA
NACIONAL DE
PLANEJAMENTO

MINISTÉRIO DO
PLANEJAMENTO
E ORÇAMENTO

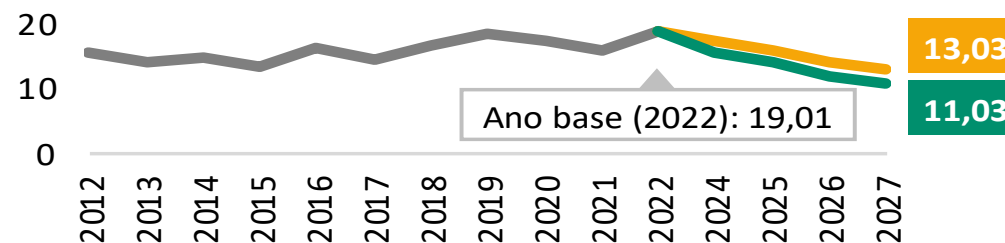


Annual deforested área on indigenous land (km²)



Source: Portal TerraBrasilis /Inpe. Projeções MPO, com base em informações do MMA.

Indigenous infant mortality rate from preventable causes



Source: Siasi/MS. Projeções MPO, com base em informações do MS.



gov.br/planejamento

SECRETARIA
NACIONAL DE
PLANEJAMENTO


MINISTÉRIO DO
PLANEJAMENTO
E ORÇAMENTO



Cross-cutting Agendas



- **41 programs**
- 83 specific goals
- 182 deliverables
- **20 Ministries**




- **50 programs**
- 113 specific goals
- 372 deliverables
- **25 Ministries**



- **45 programs**
- 85 specific goals
- 191 deliverables
- **21 Ministries**



- **46 programs**
- 117 specific goals
- 239 deliverables
- **22 Ministries**



- **39 programs**
- 84 specific goals
- 205 deliverables
- **23 Ministries**

*Números do momento do envio do projeto de lei ao Congresso Nacional.



MINISTÉRIO DO
PLANEJAMENTO
E ORÇAMENTO

Expediente

Presidente da República
Luiz Inácio Lula da Silva

Ministra do Planejamento e Orçamento
Simone Tebet

Secretária Nacional de Planejamento
Virgínia de Ângelis Oliveira de Paula

Secretária Adjunta
Flávia Duarte Nascimento

Chefe de Gabinete
Riane Ribeiro Carvalho

Subsecretária de Coordenação do Sistema de Planejamento
Estela Alves de Medeiros

Subsecretária de Programas de Infraestrutura e Planejamento Territorial
Flávia Pedrosa Pereira

Subsecretário de Programas Sociais, Áreas Transversais e Multissetoriais e Participação Social
Danyel Iório de Lima

Subsecretário de Programas das Áreas Econômicas e Especiais
Hugo Torres do Val

Subsecretário de Planejamento de Longo Prazo
André Luiz Campos de Andrade

Assessores

Andrea Curiacos Bertolinj
Ariel Cecilio Garces Pares
Leonel Cerqueira Santos
Vinícius Pereira Andrade

Thank you!

National Planning Secretariat
seplan@planejamento.gov.br

SECRETARIA
NACIONAL DE
PLANEJAMENTO

MINISTÉRIO DO
PLANEJAMENTO E
ORÇAMENTO

