

SUGARLOAF VASES

USER MANUAL

(READ BEFORE USE)



PEDROBRAGA

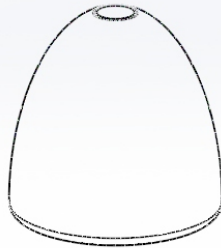
Sugarloaf vases,

MODEL A24


COMPONENTS:



FLASK WITH
SILICONE
LIMITER



LESSER HILL

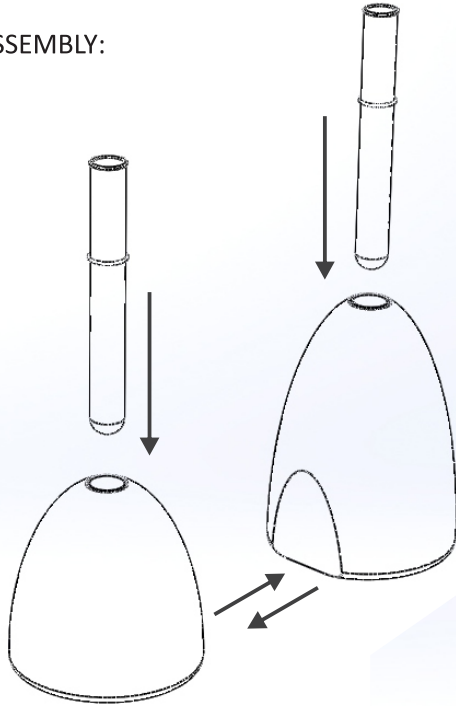


BIGGEST HILL


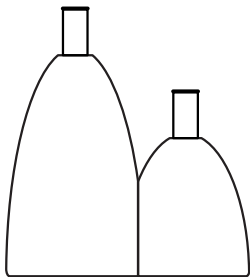


FLASK WITH
SILICONE
LIMITER

ASSEMBLY:



The flask is not fixed to the vase, to facilitate changing the water.



The silicone limiter is not fixed to the glass flask, to allow height adjustments and facilitate materials recycling.

Sugarloaf vases,

MODEL A24

PRODUCTCARE:

- *Do not use chemical products on wood;*
- *To polish the wood, use sesame oil or carnauba wax, using a burlap cloth;*
- *Do not leave the wood exposed to rain or direct sunlight for prolonged periods;*
- *Do not wet the wood and always keep it dry;*
- *Clean the glass bottle only with water;*
- *When changing the water in the flask, always dry the outside of the flask before putting it back in the vase;*

Thank you for your curation and support of Brazilian Authorial Design



PEDROBRAGA

www.pedrobraga.design
insta: @pedrobragaleitao

wa: + 55 21 988425955
e-mail: pbragadesign@gmail.com