




Expectations collected up to the 5th working day of June/2022


June/2022


Monthly Report - Monthly forecasts

Total Federal Tax Revenue										BRL million
	June/2022			July/2022			August/2022			
	current month	previous month	var	current month	previous month	var	current month	previous month	var	
median	158.015,17	153.864,59	▲	186.770,00	183.768,69	▲	160.681,70	158.843,10	▲	
mean	158.899,94	154.960,28	▲	185.548,54	183.138,43	▲	161.768,03	158.874,28	▲	
standard deviation	8.406,44	6.796,77	▲	10.422,60	9.991,27	▲	8.373,91	9.511,65	▼	
minimum	139.012,00	134.562,20	▲	152.128,00	162.779,65	▼	142.309,00	136.355,00	▲	
maximum	180.211,49	170.174,00	▲	210.159,00	210.711,60	▼	181.813,51	180.537,11	▲	

Central Government Net Revenue										BRL million
	June/2022			July/2022			August/2022			
	current month	previous month	var	current month	previous month	var	current month	previous month	var	
median	128.170,36	125.300,00	▲	154.071,01	149.833,00	▲	127.814,80	125.831,00	▲	
mean	128.549,33	124.615,43	▲	156.197,03	151.000,37	▲	129.976,73	126.939,45	▲	
standard deviation	7.801,13	5.706,02	▲	9.774,70	9.060,32	▲	9.010,10	7.661,16	▲	
minimum	111.178,00	112.762,00	▼	141.434,00	129.221,75	▲	115.000,00	107.972,50	▲	
maximum	146.891,84	139.060,00	▲	186.134,13	176.378,70	▲	153.491,57	147.230,00	▲	

Central Government Total Expenditure										BRL million
	June/2022			July/2022			August/2022			
	current month	previous month	var	current month	previous month	var	current month	previous month	var	
median	167.884,32	165.731,16	▲	148.703,78	146.170,00	▲	138.426,28	135.441,00	▲	
mean	167.538,91	165.959,88	▲	151.744,72	148.296,74	▲	138.775,49	136.314,33	▲	
standard deviation	26.060,85	24.616,64	▲	13.223,48	10.335,41	▲	5.326,65	5.723,47	▼	
minimum	91.954,88	118.462,00	▼	135.337,00	125.750,00	▲	125.409,77	122.198,20	▲	
maximum	217.000,00	232.705,00	▼	198.908,00	183.725,00	▲	149.924,00	152.939,00	▼	

Central Government Primary Balance										BRL million
	June/2022			July/2022			August/2022			
	current month	previous month	var	current month	previous month	var	current month	previous month	var	
median	-39.358,19	-39.452,81	▲	5.077,57	1.436,17	▲	-10.278,00	-8.446,50	▼	
mean	-40.983,17	-38.794,21	▼	3.393,56	3.199,25	▲	-8.953,41	-8.729,34	▼	
standard deviation	22.220,62	22.527,52	▼	16.577,38	14.417,16	▲	10.820,87	8.616,25	▲	
minimum	-85.000,00	-85.362,00	▲	-42.411,00	-25.103,00	▼	-28.000,00	-31.699,00	▲	
maximum	-2.275,00	-1.614,00	▼	30.972,00	37.597,30	▼	17.029,99	16.719,20	▲	

Central Government Fiscal Balance										BRL million
	June/2022			July/2022			August/2022			
	current month	previous month	var	current month	previous month	var	current month	previous month	var	
median	-70.000,00	-75.692,68	▲	-29.591,41	-42.628,40	▲	-52.762,50	-55.414,79	▲	
mean	-74.699,57	-74.329,91	▼	-33.504,91	-40.512,20	▲	-52.328,67	-55.979,33	▲	
standard deviation	30.471,08	37.664,87	▼	19.660,95	22.496,53	▼	21.583,33	24.964,48	▼	
minimum	-132.450,00	-162.343,00	▲	-80.000,00	-80.786,88	▲	-105.683,38	-113.310,80	▲	
maximum	-15.859,00	-8.197,54	▼	9.826,20	40.274,60	▼	-9.266,74	-5.597,50	▼	

June/2022

Mean of Podium Forecasts - Short Run

Total Federal Tax Revenue									BRL million
June/2022			July/2022			August/2022			
current month	previous month	var	current month	previous month	var	current month	previous month	var	
160.246,50	158.899,21	▲	177.320,33	181.125,81	▼	156.225,00	165.383,72	▼	
1º	MAPFRE INVESTIMENTOS								
2º	J.P.MORGAN								
3º	CONSTANCIA INVESTIMENTOS								
4º	PARCITAS INVESTIMENTOS								
5º	SPX CAPITAL - GESTÃO DE RECURSOS								

Central Government Net Revenue									BRL million
June/2022			July/2022			August/2022			
current month	previous month	var	current month	previous month	var	current month	previous month	var	
131.187,07	124.066,09	▲	159.374,46	146.664,81	▲	130.367,74	125.991,79	▲	
1º	SPX CAPITAL - GESTÃO DE RECURSOS								
2º	TELEFONICA								
3º	CONSTANCIA INVESTIMENTOS								
4º	BANCO BRP								
5º	BANCO SANTANDER BRASIL								

Central Government Total Expenditure									BRL million
June/2022			July/2022			August/2022			
current month	previous month	var	current month	previous month	var	current month	previous month	var	
174.910,25	160.262,96	▲	153.458,15	150.493,57	▲	140.563,82	135.692,14	▲	
1º	RABOBANK								
2º	BANCO SANTANDER BRASIL								
3º	TENDÊNCIAS CONSULTORIA INTEGRADA								
4º	NOVUS CAPITAL								
5º	REAG INVESTIMENTOS								

Central Government Primary Balance									BRL million
June/2022			July/2022			August/2022			
current month	previous month	var	current month	previous month	var	current month	previous month	var	
-42.119,24	-61.784,39	▲	7.987,51	-1.145,22	▲	-13.590,37	-3.008,16	▼	
1º	SPX CAPITAL - GESTÃO DE RECURSOS								
2º	TENDÊNCIAS CONSULTORIA INTEGRADA								
3º	BANCO COOPERATIVO SICREDI								
4º	J.P.MORGAN								
5º	BANCO VOTORANTIM								

June/2022

Mean of Podium Forecasts - Short Run

Central Government Fiscal Balance									BRL million
June/2022			July/2022			August/2022			
current month	previous month	var	current month	previous month	var	current month	previous month	var	
-69.448,87	-61.222,44	▼	-20.728,68	-21.430,85	▲	-36.449,97	-38.856,01	▲	
1º	SAFRA ASSET MANAGEMENT								
2º	LABIMEC/UFPB								
3º	ABC BRASIL								
4º	BANCO COOPERATIVO SICREDI								
5º	BANCO BRP								


Expectations collected up to the 5th working day of June/2022


June/2022

Monthly Report - Annual forecasts

Total Federal Tax Revenue							BRL million
	2022			2023			
	current month	previous month	var	current month	previous month	var	
median	2.149.903,76	2.115.370,48	▲	2.252.949,60	2.210.641,00	▲	
mean	2.148.803,52	2.111.016,71	▲	2.258.728,27	2.202.576,48	▲	
standard deviation	70.612,52	81.497,59	▼	102.861,02	100.495,74	▲	
minimum	1.950.000,00	1.820.000,00	▲	1.957.614,43	1.910.000,00	▲	
maximum	2.299.281,00	2.300.490,00	▼	2.444.751,26	2.434.800,00	▲	

Central Government Net Revenue							BRL million
	2022			2023			
	current month	previous month	var	current month	previous month	var	
median	1.762.401,24	1.737.740,77	▲	1.865.242,00	1.830.000,00	▲	
mean	1.760.590,26	1.728.811,55	▲	1.858.172,90	1.809.231,07	▲	
standard deviation	56.438,08	59.985,20	▼	65.548,06	76.656,05	▼	
minimum	1.540.149,45	1.468.324,27	▲	1.692.776,88	1.499.558,17	▲	
maximum	1.900.018,00	1.813.122,00	▲	1.989.189,86	1.931.726,40	▲	

Central Government Total Expenditure							BRL million
	2022			2023			
	current month	previous month	var	current month	previous month	var	
median	1.770.368,15	1.757.402,39	▲	1.879.960,08	1.850.527,19	▲	
mean	1.765.563,38	1.753.923,78	▲	1.868.940,48	1.847.342,39	▲	
standard deviation	45.118,59	31.594,89	▲	61.105,25	42.557,91	▲	
minimum	1.630.529,00	1.630.529,00	▬	1.696.960,00	1.710.424,92	▼	
maximum	1.884.093,04	1.830.781,50	▲	1.971.703,37	1.912.078,00	▲	

Central Government Primary Balance							BRL million
	2022			2023			
	current month	previous month	var	current month	previous month	var	
median	-11.937,82	-21.345,50	▲	-24.763,90	-28.206,35	▲	
mean	-6.360,80	-17.412,56	▲	-13.874,11	-20.533,73	▲	
standard deviation	43.887,19	37.417,38	▲	56.665,75	50.675,78	▲	
minimum	-90.000,00	-90.000,00	▬	-105.418,17	-93.000,00	▼	
maximum	145.032,00	76.360,50	▲	203.715,00	125.577,00	▲	

Central Government Fiscal Balance							BRL million
	2022			2023			
	current month	previous month	var	current month	previous month	var	
median	-436.268,66	-470.808,48	▲	-493.672,40	-505.617,96	▲	
mean	-402.046,81	-465.210,99	▲	-470.272,08	-504.923,24	▲	
standard deviation	220.891,91	193.763,86	▲	268.854,29	226.611,68	▲	
minimum	-733.716,00	-769.465,14	▲	-794.090,00	-824.800,00	▲	
maximum	399.713,08	245.993,06	▲	553.000,00	277.226,96	▲	

Expectations collected up to the 5th working day of June/2022

June/2022

Monthly Report - Annual forecasts

General Government Gross Debt						% of GDP
	2022			2023		
	current month	previous month	var	current month	previous month	var
median	78,90	80,05	▼	81,75	83,23	▼
mean	79,19	80,29	▼	81,89	83,30	▼
standard deviation	1,91	1,68	▲	2,90	2,34	▲
minimum	75,70	76,80	▼	75,99	78,70	▼
maximum	85,00	85,71	▼	90,00	90,00	▬

June/2022

Mean of Podium Forecasts - Long Run

Total Federal Tax Revenue						BRL million
2022			2023			
current month	previous month	var	current month	previous month	var	
2.153.658,60	2.131.235,70	▲	2.269.470,66	2.240.850,99	▲	
1º BANCO BRP						
2º ARX INVESTIMENTOS						
3º SPX CAPITAL - GESTÃO DE RECURSOS						
4º MONEYUS						
5º J.P.MORGAN						

Central Government Net Revenue						BRL million
2022			2023			
current month	previous month	var	current month	previous month	var	
1.808.875,33	1.740.497,51	▲	1.885.707,69	1.843.567,77	▲	
1º BANCO BRP						
2º J.P.MORGAN						
3º TELEFONICA						
4º NOVUS CAPITAL						
5º PETROS						

Central Government Total Expenditure						BRL million
2022			2023			
current month	previous month	var	current month	previous month	var	
1.780.579,37	1.762.380,68	▲	1.855.239,26	1.843.950,00	▲	
1º UBS BRASIL						
2º BANCO BRP						
3º TELEFONICA						
4º CAIXA ASSET						
5º MAPFRE INVESTIMENTOS						

Central Government Primary Balance						BRL million
2022			2023			
current month	previous month	var	current month	previous month	var	
18.818,44	-31.757,25	▲	22.117,17	129,50	▲	
1º GO ASSOCIADOS CONSULTORIA EMPRESARIAL						
2º PETROS						
3º NOVUS CAPITAL						
4º VINCI GESTORA DE RECURSOS						
5º MONEYUS						

June/2022

Mean of Podium Forecasts - Long Run

Central Government Fiscal Balance						BRL million
current month	2022		var	current month	2023	
	previous month				previous month	var
-236.632,11	-321.486,45		▲	-225.563,63	-364.138,00	▲
1º	GENOA CAPITAL					
2º	GO ASSOCIADOS CONSULTORIA EMPRESARIAL					
3º	ARX INVESTIMENTOS					
4º	BANCO COOPERATIVO SICREDI					
5º	ABC BRASIL					

General Government Gross Debt						% of GDP
current month	2022		var	current month	2023	
	previous month				previous month	var
77,73	78,96		▼	79,24	81,26	▼
1º	PETROS					
2º	BANCO VOTORANTIM					
3º	NOVUS CAPITAL					
4º	MONEYUS					
5º	IBIUNA					