



NATO  
+  
OTAN

North Atlantic Treaty Organization  
Group of National Directors on Codification  
Allied Committee 135 (AC/135)

# ACodP-1

# NATO Manual on Codification

January 2024

English version



Issued by the NATO Support and Procurement  
Agency (NSPA) on behalf of  
The Group of National Directors on Codification  
(AC/135)

>>> [www.nato.int/codification](http://www.nato.int/codification)

## CORRIGENDA

#	Section/ Para	Issued	Action #	#	Section/ Para	Issued	Action #
1	<a href="#">142.8.4.2</a>	07/2022	MG120-06		<a href="#">436.1</a>		
2	<a href="#">475.6</a>	07/2022	MG120-09	27	<a href="#">Ch IV – Annex A</a> <a href="#">Ch IV – Annex F</a>	01/2023	PA140-46
3	<a href="#">122, 123, 262.5</a>	07/2022	MG120-24		<a href="#">442.2.6</a> <a href="#">442.2.8</a>	01/2023	PA140-47
4	<a href="#">121 -&gt; 125</a> <a href="#">131 -&gt; 136</a>	07/2022	MG120-33	28	<a href="#">477.2</a>	01/2023	PA140-54
5	<a href="#">Ch I- Annex E</a> <a href="#">Appendix 1-&gt; 3</a>	07/2022	MG120-34	30	<a href="#">474</a>	01/2023	PA140-58
6	<a href="#">Ch I – Annex F</a>	07/2022	MG121-04	31	<a href="#">477.5</a>	01/2023	PA140-76
7	<a href="#">Ch IV - Annex B2</a>	07/2022	PA139-07	32	Entire Document	01/2023	PA140-87
8	Ch IV Annex F: <a href="#">DRN 5152</a> <a href="#">DRN 5175</a>	07/2022	PA139-19	33	<a href="#">Ch IV - Annex C</a> <a href="#">Ch IV - Annex J</a>	07/2023	PA141-01
9	<a href="#">221.4.1, 222.2,</a> <a href="#">242.5.3, 321.1</a> <a href="#">475.2, 475.4,</a> <a href="#">Annex G13</a>	07/2022	PA139-22	34	<a href="#">492.7</a>	07/2023	PA141-04
10	<a href="#">Ch IV - Annex C</a> <a href="#">Return Codes</a>	07/2022	PA139-26	35	<a href="#">422.2</a> <a href="#">Ch IV – Annex C</a>	07/2023	PA141-08
11	<a href="#">273, 411</a>	07/2022	PA139-37	36	<a href="#">477.2</a>	07/2023	PA141-09
12	<a href="#">495.2</a>	07/2022	PA139-61	37	<a href="#">Ch IV – Annex B</a>	07/2023	PA141-10
13	<a href="#">235.3</a>	07/2022	PA139-62	38	<a href="#">470.2</a>	07/2023	PA141-11
14	<a href="#">477.2</a>	07/2022	PA139-64	39	<a href="#">492.6.1.1</a>	07/2023	PA141-12
15	<a href="#">253.3.1.4.1</a>	07/2022	PA139-65	40	<a href="#">442.2</a> <a href="#">442.3</a>	07/2023	PA141-15
16	<a href="#">131.2</a>	01/2023	MG122-11	41	<a href="#">432.10</a>	07/2023	PA141-19
17	<a href="#">Annex F</a>	01/2023	PA140-05	42	<a href="#">Annex G13</a>	07/2023	PA141-20
18	<a href="#">411.5</a> <a href="#">412.3</a> <a href="#">493.1.2</a>	01/2023	PA140-06	43	<a href="#">492.7</a>	07/2023	PA141-21
19	<a href="#">443.2.7</a> <a href="#">443.3.7</a>	01/2023	PA140-09	44	<a href="#">411.2, 432.8,</a> <a href="#">432.9, 448.5,</a> <a href="#">448.6, 461.2,</a> <a href="#">461.3, 493.2,</a> <a href="#">Ch IV – Annex F,</a> <a href="#">Ch IV - Annex H</a>	07/2023	PA141-22
20	<a href="#">492.6</a>	01/2023	PA140-16	45	<a href="#">477.2</a>	07/2023	PA141-35
21	<a href="#">477</a>	01/2023	PA140-19	46	<a href="#">442.1</a> <a href="#">Ch IV - Annex C</a>	07/2023	PA141-47
22	<a href="#">421.3, 421.4,</a> <a href="#">422.2, 423,</a> <a href="#">Annex C</a>	01/2023	PA140-21	47	<a href="#">Ch IV - Annex F</a> <a href="#">461.3</a>	07/2023	PA141-48
23	<a href="#">477.2</a>	01/2023	PA140-22	48	<a href="#">235</a>	07/2023	PA141-66
24	<a href="#">Annex G15</a>	01/2023	PA140-33	49	<a href="#">Ch IV – Annex F</a>	07/2023	PA141-67
25	<a href="#">Annex G7</a>	01/2023	PA140-44	50	<a href="#">Ch IV – Annex F</a>	07/2023	PA141-68
26	<a href="#">Ch I - App I to</a> <a href="#">Annex E</a>	01/2023	PA140-45	51	<a href="#">531</a>	07/2023	PA141-75
				52	<a href="#">Ch I – Annex E –</a> <a href="#">Appendix 1</a>	07/2023	MG123-16

#	Section/ Para	Issued	Action #
53	<a href="#">253.2.1</a> <a href="#">254.3.1</a>	07/2023	MG123-32
54	Entire Document	01/2024	MG124-09
55	<a href="#">475.6</a>	01/2024	MG124-11
56	<a href="#">475.6.4.2</a> , <a href="#">496.1</a> , <a href="#">496.2</a> , <a href="#">496.3</a> , <a href="#">611</a> , <a href="#">612</a>	01/2024	PA142-01
57	<a href="#">462.2</a> , <a href="#">462.3</a>	01/2024	PA142-03
58	<a href="#">142.3.2</a> , <a href="#">142.3.3</a> , <a href="#">482</a> , <a href="#">531</a>	01/2024	PA142-07
59	<a href="#">477.2</a>	01/2024	PA142-10
60	<a href="#">477.2</a>	01/2024	PA142-12
61	<a href="#">421.3</a>	01/2024	PA142-16
62	<a href="#">Ch IV – Annex K</a>	01/2024	PA142-28
63	<a href="#">437.6</a>	01/2024	PA142-52
64	<a href="#">122.4</a> , <a href="#">264.7</a> , <a href="#">442.2.8</a> , <a href="#">Ch IV Annex C</a>	01/2024	PA142-56
65	<a href="#">257.8</a>	01/2024	PA142-63
66	<a href="#">444</a> , <a href="#">475.9</a> , <a href="#">611</a>	01/2024	PA142-74
67	<a href="#">273.5</a>	01/2024	PA143- B.9.k

## DISCLAIMER

This Publication contains the basics of the NATO Codification System. The terms of reference and responsibilities of National Codification Bureaux, users and contractors are specifically defined therein.

Every nation has the responsibility to implement ACodP-1 rules and procedures. The application of those rules and procedures, as well as their harmonization with national regulations, is the responsibility of each National Codification Bureau, which is the final authority in this matter.

### NOTES

1. The official version of ACodP-1 is this electronic version.
2. Each Sub-Section is page numbered separately.
3. New or adjusted text is indicated by means of Microsoft Word Option "View Tracked Changes" (red font = inserted text; ~~bright green strikethrough font = deleted text~~).
4. This publication is preceded by a record of corrigenda and shall indicate the section/paragraph concerned, action no. and date of issue.
5. The Maintenance Procedure of the ACodP-1 is described in Chapter V, [Section 540](#).

## GENERAL PREFACE

This Manual provides the Principles, Responsibilities, Operating Procedures and Automatic Data Processing (ADP) Regulations for coordinated maintenance of the NATO Codification System. It is issued and updated by the NATO Support and Procurement Agency - NSPA - under the authority of the NATO Group of National Directors on Codification (AC/135).

The instructions contained in this Manual are mandatory for use by all countries and NSPA participating in the NATO Codification System.

Participants in the system may, where required, issue supplementary national instructions relative but consistent with the policies, rules and procedures contained in this Manual.

The NATO Allied Publication ADatP-1 "Standard Data Elements, Data Item, Abbreviations and Codes for NATO Interservice use in Automated Data Handling System" published by the NATO Standardization Office (NSO) is not applicable to the NATO Codification System.

The Manual consists of the following 6 Chapters titled as indicated:

Chapter	Title
I	<a href="#"><u>POLICY AND PRINCIPLES</u></a>
II	<a href="#"><u>ITEM IDENTIFICATION</u></a>
III	<a href="#"><u>ITEM CLASSIFICATION</u></a>
IV	<a href="#"><u>NATO DATA EXCHANGE</u></a>
V	<a href="#"><u>PUBLICATIONS, FORMS AND PERIODICAL REPORTS</u></a>
VI	<a href="#"><u>GLOSSARY OF CODIFICATION TERMS</u></a>

---

**TABLE OF CONTENTS**

<b>CORRIGENDA</b> .....	<b>i</b>
<b>DISCLAIMER</b> .....	<b>iii</b>
<b>GENERAL PREFACE</b> .....	<b>iv</b>
<b>TABLE OF CONTENTS</b> .....	<b>v</b>
<b>NATO FORMS AC/135</b> .....	<b>xii</b>
<b>CHAPTER I - POLICY AND PRINCIPLES</b> .....	<b>1</b>
<b>Preface</b> .....	<b>2</b>
<b>Section 110 - NATO Codification System</b> .....	<b>3</b>
Sub-Section 111 - Purpose .....	3
Sub-Section 112 - Scope .....	4
<b>Section 120 - Basic Principles</b> .....	<b>5</b>
Sub-Section 121 - Identification and Classification .....	5
Sub-Section 122 - Item of Supply and Item of Production .....	6
Sub-Section 123 – Difference between wide and narrow concept Item of Supply .....	8
Sub-Section 124 - Marking of Items (National Policy Discretion) .....	9
Sub-Section 125 - Dissemination of Data .....	10
Sub-Section 126 - Limited Rights Data .....	11
<b>Section 130 - National Responsibilities</b> .....	<b>12</b>
Sub-Section 131 - Basic Policy .....	12
Sub-Section 132 - Bilateral Agreements .....	14
Sub-Section 133 - Responsibilities of a Procuring Country or NATO Agency .....	15
Sub-Section 134 - Responsibilities of a Producing Country .....	16
Sub-Section 135 - Responsibilities of the Contractor .....	18
Sub-Section 136 - Compliance of National Codification Systems .....	19
<b>Section 140 - The NATO Codification System and Non-NATO Countries</b> .....	<b>20</b>
Sub-Section 141 - General .....	20
Sub-Section 142 - Sponsorship of Non-NATO Nations and International Organizations .....	21
Sub-Section 143 - Assistance to establish codification capabilities (BASELOG Concept) .....	31
Sub-Section 144 – Allocation of national CAGE codes to Tier 1 countries .....	35
<b>Section 150 – NATO Standardization Agreements (STANAGs) on Codification</b> .....	<b>36</b>
STANAG 3150 .....	37
STANAG 3151 .....	38
STANAG 4177 .....	40
STANAG 4199 .....	44

STANAG 4438 .....	46
<b>ANNEX A - NSPO AGREEMENT No. 1901 : MEMORANDUM OF UNDERSTANDING (MOU) BETWEEN AC/135 GROUP OF NATIONAL DIRECTORS ON CODIFICATION AND NATO SUPPORT AND PROCUREMENT AGENCY CONCERNING NSPA SERVICES IN SUPPORT OF THE NATO CODIFICATION SYSTEM .....</b>	<b>48</b>
<b>ANNEX B - EXAMPLE OF AGREEMENT BETWEEN TWO COUNTRIES (NATION A &amp; B) FOR THE FURNISHING OF CODIFICATION DATA AND SERVICES.....</b>	<b>52</b>
<b>ANNEX C - SPONSORSHIP AGREEMENT BETWEEN THE NATO GROUP OF NATIONAL DIRECTORS ON CODIFICATION (AC/135) AND A NATION OR INTERNATIONAL ORGANIZATION FOR AFFILIATION WITHIN THE NATO CODIFICATION SYSTEM (NCS) .....</b>	<b>53</b>
<b>ANNEX D - QUESTIONNAIRE FOR NATIONS APPLYING FOR AC/135 SPONSORSHIP AT TIER 1 LEVEL.....</b>	<b>55</b>
<b>ANNEX E - CERTIFICATION PROCEDURE TIER 2 .....</b>	<b>56</b>
APPENDIX 1 to ANNEX E - TIER 2 CONVERSION.....	57
APPENDIX 2 to ANNEX E - TIER 2 SPONSORSHIP CHECKLIST .....	59
<b>ANNEX F - REACHING FULL CODIFICATION CAPABILITY Responsibilities and requirements of a TIER 2 nation .....</b>	<b>62</b>
THE RESPONSIBILITIES OF A TIER 2 NATION .....	62
REACHING NCS FULL CODIFICATION CAPABILITY - TIER 2 PROCESS.....	64
REACHING FULL CODIFICATION CAPABILITY – REWARDS.....	68
CONCLUSION .....	69
<b>CHAPTER II - ITEM IDENTIFICATION .....</b>	<b>71</b>
<b>Preface.....</b>	<b>72</b>
<b>Section 210 – Identification .....</b>	<b>73</b>
Sub-Section 211 – General .....	73
<b>Section 220 - Item Names .....</b>	<b>74</b>
Sub-Section 221 - Principles and Terminology.....	74
Sub-Section 222 - Choice of the Approved Item Name .....	76
Sub-Section 223 - Item Name Code -INC- (DRN 4080) .....	77
Sub-Section 224 - Item Name Directory - H6 and ACodP-3.....	78
Sub-Section 225 - International Collaboration .....	79
<b>Section 230 - Reference Numbers .....</b>	<b>80</b>
Sub-Section 231 - General Definition.....	80
Sub-Section 232 - Quality of Reference Numbers .....	81
Sub-Section 233 - Informative Reference – RNCC 6.....	85
Sub-Section 234 - Use of Standard Reference .....	87
Sub-Section 235 - Reference Review .....	88
<b>Section 240 - NATO Commercial and Government Entity -NCAGE- .....</b>	<b>89</b>
Sub-Section 241 - General .....	89

---

Sub-Section 242 - NATO Commercial and Government Entity Code -NCAGE CODE-.....	91
Sub-Section 243 - NATO Commercial and Government Entity Code Request/Assignment.....	94
<b>Section 250 - Tools for the Description of Items of Supply .....</b>	<b>96</b>
Sub-Section 251 - Item Identification Guide - IIG - .....	96
Sub-Section 252 - Implementation of IIGs .....	99
Sub-Section 253 - International Collaboration for IIG Maintenance and NATO Supply Class Changes .....	105
Sub-Section 254 - International Collaboration of New Item Identification Guides (IIGs) .....	112
Sub-Section 255 - Reference Drawings.....	116
Sub-Section 256 - Support for Exchange of Descriptive Item Identification Data .....	117
Sub-Section 257 - System Support Files used for Characteristics Data Processing.....	118
<b>Section 260 - Methods and Types of Item Identification .....</b>	<b>121</b>
Sub-Section 261 - Methods of Item Identification .....	121
Sub-Section 262 - Type of Item Identification.....	122
Sub-Section 263 - Priority in Use and Reason for the Choice of Item Identification Methods.....	125
Sub-Section 264 - Combination of Reference Number Category Code, Reference Number Variation Code and Document Availability Code .....	126
<b>Section 270 - Maintenance of an Item Identification .....</b>	<b>131</b>
Sub-Section 271 - General .....	131
Sub-Section 272 - Revision and Transfer of an Item Identification.....	132
Sub-Section 273 - Cancellation of an Item Identification.....	133
Sub-Section 274 - Reinstatement of an Item Identification .....	135
<b>Section 280 - General Decoding System.....</b>	<b>136</b>
Sub-Section 281 - General .....	136
Sub-Section 282 - Decoding Characteristics Data .....	137
Sub-Section 283 - Master Requirements Directory - MRD .....	138
Sub-Section 284 - Contents and Structure of the Master Requirements Directory.....	139
Sub-Section 285 - Maintenance of Master Requirements Directory.....	141
Sub-Section 286 - Implementation of General Decoding System .....	142
<b>ANNEX A – International Classification/Nomenclature .....</b>	<b>143</b>
<b>CHAPTER III - ITEM CLASSIFICATION .....</b>	<b>147</b>
<b>Preface.....</b>	<b>148</b>
<b>Section 310 - The NATO Supply Classification System .....</b>	<b>149</b>
Sub-Section 311 - General .....	149
<b>Section 320 - The NATO Supply Classification Handbook .....</b>	<b>150</b>
Sub-Section 321 - Listing of Groups and Classes .....	150
Sub-Section 322 - Relationship between H2 and H6 .....	151



---

<b>Section 330 - Maintenance of the NATO Supply Classification System</b> .....	<b>152</b>
Sub-Section 331 - Revision to NATO Supply Groups/Classes/Item Names.....	152
<b>Section 340 – NCS linkage with other Classification Systems</b> .....	<b>153</b>
Sub-Section 341 – Linking principles .....	153
<b>CHAPTER IV - NATO DATA EXCHANGE</b> .....	<b>155</b>
<b>Preface</b> .....	<b>156</b>
<b>Section 410 - Basic Policy</b> .....	<b>157</b>
Sub-Section 411 - Procedural details and common rules .....	157
Sub-Section 412 - Data Exchange Business Rules .....	160
Sub-Section 413 - Suspense files .....	162
Sub-Section 414 - Timeframes.....	164
<b>Section 420 – Data Validations</b> .....	<b>165</b>
Sub-Section 421 - Common Validations for Inbound/Outbound.....	169
Sub-Section 422 - Common Validations for Inbound .....	173
Sub-Section 423 - Common Validations for Outbound .....	176
<b>Section 430 - INBOUND: Assign NIIN and Register User</b> .....	<b>177</b>
Sub-Section 431 - Initial Exchange of Information .....	177
Sub-Section 432 – Assign NIIN and Register User requests.....	184
Sub-Section 433 - Screening and Processing of an Assign NIIN and Register User request.....	204
Sub-Section 434 - Timeframes for for Assign NIIN and Register User Responses .....	206
Sub-Section 435 - Rejection of Requests for New Codification .....	208
Sub-Section 436 - Alternative Approaches to Codification Requests .....	210
Sub-Section 437 - Other Operations.....	212
<b>Section 440 - INBOUND: Maintenance Requests</b> .....	<b>226</b>
Sub-Section 441 - Add User and Delete User Requests .....	226
Sub-Section 442 - Add/Delete Reference and Change of References and Related Codes.....	237
Sub-Section 443 - Add /Delete/Change Characteristics Data requests .....	265
Sub-Section 444 - Add/Delete Image to/from NMCRL requests .....	282
Sub-Section 445 – Add/Delete IUID Indicator to/from NMCRL requests .....	288
Sub-Section 446 – Change NSC/INC .....	293
Sub-Section 447 - NSN Cancellation (OCT simple chat).....	299
Sub-Section 448 - Reinstate NIIN and Register User Requests .....	301
<b>Section 450 - INBOUND: Interrogation</b> .....	<b>311</b>
Sub-Section 451 – Interrogate NSN Data.....	312
Sub-Section 452 – Interrogate Request Status .....	315
<b>Section 460 - Outbound: NSN, Error, Status and Notification</b> .....	<b>324</b>

---

Sub-Section 461 - NSN Container .....	325
Sub-Section 462 - Error Container .....	334
Sub-Section 463 – Notification Container .....	341
Sub-Section 464 – Status Container .....	348
<b>Section 470 - NSPA Codification Management System (NACOMS).....</b>	<b>352</b>
Sub-Section 471 - Total Item Record (TIR) .....	353
Sub-Section 472 - System Support Records -SSR- .....	354
Sub-Section 473 - Maintenance Procedures for System Support Records -SSR- .....	355
Sub-Section 474 - NATO Total Item Record (NTIR) .....	356
Sub-Section 475 - NATO Master Catalogue of References for Logistics (NMCRL) .....	357
Sub-Section 476 -Electronic Statistical Reports (ESR) on Codification.....	366
Sub-Section 477- Data Quality Reports .....	373
<b>Section 480 - Maintenance of NATO Codification System Processes .....</b>	<b>394</b>
Sub-Section 481 - NATO Codification System Change .....	394
Sub-Section 482 - Problem Reporting System .....	400
<b>Section 490 - Data Exchange Procedures.....</b>	<b>407</b>
Sub-Section 491 - General .....	407
Sub-Section 492 - NATO Mailbox System / Data Communication Procedure .....	408
Sub-Section 493 - NSN Data Exchange .....	423
Sub-Section 494 - NSN XML Schema .....	424
Sub-Section 495 - NCAGE Data Exchange.....	426
Sub-Section 496 – NCAGE XML Schema .....	428
<b>ANNEXES .....</b>	<b>441</b>
ANNEX A - Flowcharts, Displays and Other Processing Aids .....	442
Annex A1. Codification Operations.....	442
Annex A2. Co-ordination of Codification by a Home NCB.....	445
Annex A3 - Flowchart “Codification for a Major Export Contract” .....	450
ANNEX B – Character Set.....	455
Annex B1 – International Data Exchange Character Set for Non Approved Item Name (DRN 5020).....	455
Annex B2 – International Data Exchange Character Set for Characteristics Reply (DRN 4128) and Reference Number (DRN 8733).....	457
Annex B3 - Native Clear Text Reply (DRN 8751).....	460
Annex B4 - NATO Formatting of Reference Numbers for International Data Exchange .....	461
ANNEX C - Return Codes .....	466
ANNEX D - Contents and Formats of the Master Requirements Directory (MRD).....	473
ANNEX E - Contents and Formats of the US Tables related to Federal Supply Classification (H2), Item Names Directory (H6) and Federal Item Identification Guides (IIG) .....	478
ANNEX F - Data Elements Contained in International Data Exchange.....	479

---

ANNEX G - Tables of Codes and Characters used in Data Exchange together with their Definitions	534
Annex G1 - Table 01 - NATO Item Identification Number Status Code (NIIN SC)	535
Annex G2 - Table 05 - Document Availability Code (DAC)	536
Annex G3 - Table 06 - Reference Number Justification Code (RNJC)	538
Annex G4 - Table 07 - Priority Indicator Code (PIC)	539
Annex G5 - Table 08 - Reference Number Category Code (RNCC)	540
Annex G6 - Table 09 - Reference Number Format Code (RNFC)	544
Annex G7 - Table 10 - Type of Item Identification Code (TYPE II CODE)	545
Annex G8 - Table 11 - Reference or Partial Descriptive Method Reason Code (RPDMRC)	546
Annex G9 - Table 12 - Reference Number Variation Code (RNVC)	547
Annex G10 - Table 13 - NATO Code for NCB (NCB CODE)	549
Annex G11 - Table 14 - Reference Number Status Code (RNSC)	550
Annex G12 - Table 15 - NATO Commercial and Government Entity Code (NCAGE CODE)	552
Annex G13 - Table 18 – 3 Letter Country Code	553
Annex G14 - Table 20 - Item Standardization Code (ISC)	554
Annex G15 - Table 24 - NCAGE Status Designator Code (NCAGESD CODE)	556
Annex G16 - Table 25 - US Foreign/Domestic Designator Code (US F/DDC)	558
Annex G17 - Table 28 - Using Service Code (USI SERV CODE)	559
Annex G18 - Table 29 - Shelf-Life Code	560
Annex G19 - Table 30 - Phrase Codes (PHRASE)	562
Annex G20 - Table 31 - Unit of Issue Code (UIC)	575
Annex G21 - Table 32 - Quantity per Unit Pack Code (QUPC)	585
Annex G22 - Table 33 - Acquisition Advice Code (AAC)	586
Annex G23 - Table 34 - Controlled Inventory Item Code (CIIC)	592
Annex G24 - Table 35 - Unit of Issue Conversion Factor	595
Annex G25 - Table 36 - Unit of Measure of Related NSN	602
Annex G26 - Table 37 - Source of Supply Code (SOSC)	604
Annex G27 - Table 38 - Source of Supply Modifier Codes (SOSMC)	611
Annex G28 - Table 39 - Reparability Code (REP CODE)	612
Annex G29 - Table 40 - NATO Currency Code (NATO CUR CODE)	613
Annex G30 - Table 41 - Demilitarization Code -DEMIL CODE-	615
Annex G31 - Table 126 - US ADPE Identification Code	617
Annex G32 - Table 127 - FSCs in US Requiring ADPE Identification Code	618
Annex G33 - Table 128 - US Precious Metals Indicator Code (PMIC)	619
Annex G34 - Table 129 - Type of Organizational Entity Code (TYPE O.E. CODE)	620
Annex G35 - Table 136 - Reason Codes for proposed cancellation of NATO Stock Number in NATO Form AC/135-No 23 "Cancellation of NATO Stock Numbers (to be used after systemic Collaboration on NSN Cancellation implementation)	621

---

Annex G36 - Table 137 - US State and Canadian Province Codes applicable to the STE field of revised KHN procedure .....	622
Annex G37 - Table 139 – Master Requirement Code (MRC) .....	625
Annex G38 - Table 216 - DEMIL Integrity Codes .....	626
Annex G39 - List of Tables in alphabetic order of Data Element Name .....	627
ANNEX H - Automatic Testing Tool (ATT) Guidelines .....	633
ANNEX I - OCT SIMPLE CHAT – BUSSINES RULES .....	651
ANNEX J – Container Collaborate (on NSN Cancellation) .....	655
Annex K - Management Information System Key Performance Indicators (MIS KPIs) .....	672
<b>CHAPTER V - PUBLICATIONS, FORMS AND PERIODICAL REPORTS .....</b>	<b>678</b>
<b>Preface .....</b>	<b>679</b>
<b>Section 510 - NATO Codification Publications .....</b>	<b>680</b>
Sub-Section 511 - List of NATO Publications .....	680
<b>Section 520 - National Codification Publications .....</b>	<b>684</b>
Sub-Section 521 - List of National Codification Publications .....	684
Sub-Section 522 - Guide for Industry .....	685
<b>Section 530 - NATO Forms, Periodical Reports and Other Actions .....</b>	<b>686</b>
Sub-Section 531 - NATO Forms AC/135 .....	686
<b>Section 540 - Maintenance of the NATO Manual on Codification .....</b>	<b>688</b>
Sub-Section 541 - General .....	688
Sub-Section 542 - Rules for Structure, Layout, Production and Updating .....	689
<b>Section 550 - Standard Layout Guidelines for Development of NATO Forms AC/135 .....</b>	<b>691</b>
Sub-Section 551 - General .....	691
Sub-Section 552 - Forms Specifications .....	692
<b>Section 560 - Administrative Process - AC/135 .....</b>	<b>695</b>
Sub-Section 561 - NATO Automated Business System (NABS) .....	695
<b>ANNEX A - SAMPLE RECORD of CORRIGENDA .....</b>	<b>696</b>
<b>CHAPTER VI - GLOSSARY OF CODIFICATION TERMS .....</b>	<b>698</b>
<b>Preface .....</b>	<b>699</b>
<b>Section 610 - Definitions of Codification Terms .....</b>	<b>700</b>
Sub-Section 611 - Definitions English/French .....	700
Sub-Section 612 - Alphabetical Cross Reference List of terms French to English .....	751
<b>Section 620 - Abbreviations of Codification Terms .....</b>	<b>767</b>
Sub-Section 621 - Introduction .....	767
Sub-Section 622 - English abbreviations with full text English/French .....	770
Sub-Section 623 - French abbreviations with full text French/ English .....	780

## SHORTCUTS

[NATO FORMS AC/135](#)

**NATO MANUAL  
ON  
CODIFICATION**

**ACodP-1**

**Chapter I -  
POLICY AND  
PRINCIPLES**

**January 2024**

## CHAPTER I - POLICY AND PRINCIPLES

### Preface

Standardization is defined within NATO as the process of developing concepts, doctrines, procedures and designs to achieve and maintain the most effective levels of "compatibility, interchangeability and commonality" in the operational, procedural, materiel, technical and administrative fields. The primary products of this process, and NATO's tools for the enhancement of interoperability, are Standardization Agreements (STANAGs) between member nations.

The NATO Codification System (NCS) is governed by the principles and procedures described in the following STANAGs:

- [STANAG 3150](#) : Codification – Uniform System of Supply Classification.
- [STANAG 3151](#) : Codification – Uniform System of Item Identification.
- [STANAG 4177](#) : Codification – Uniform System of Data Acquisition.
- [STANAG 4199](#) : Codification – Uniform System of Exchange of Materiel Management Data.
- [STANAG 4438](#) : Codification – Uniform System of Dissemination of Data Associated with NATO Stock Numbers (NSN).

The Allied Codification Publication no. 1 (ACodP-1) describes additional principles and procedures necessary for the creation and effective management of the NCS.

Copies of these STANAGs are found in [Section 150](#) of this chapter.

This chapter outlines the general policies and principles of the NCS and lists the responsibilities of the participating countries and the NATO Support and Procurement Agency (NSPA).

The instructions contained in this chapter are mandatory for use by all countries participating in the NATO Codification System and NSPA.

## **Section 110 - NATO Codification System**

### **Sub-Section 111 - Purpose**

- 111.1 The NCS is the official programme under which equipment components and parts of the military supply systems are uniformly named, described, classified, and assigned a NATO Stock Number (NSN). These stock numbers and item descriptions are published in supply catalogues and repair parts lists, and are used as the key identifiers within logistic information systems. The NCS is a common supply language which operates effectively in a multilingual environment. It facilitates interoperability, curbs duplication (both within nations and between nations), permits interchangeability, promotes standardization and maximises logistics support in the most economical manner possible. However, the primary goal of the NCS is to ensure that military personnel deployed in an operational scenario can be assured of getting the right items to successfully complete their mission.
- 111.2 The system is designed to achieve maximum effectiveness in national and international logistic support, to facilitate data management in the area of materiel identification and to identify items with identical characteristics. It thereby becomes possible to reduce supplies (equipment, assemblies, components and spare parts) and to keep the required quantity of stocks under control.



### **Sub-Section 112 - Scope**

- 112.1 STANAGs 3150, 3151, 4177, 4199 and 4438 (see [Section 150](#) to this chapter) provide guidelines for the operation of a uniform system of classification and identification of items of supply and for the exchange of codification information between NATO and partner countries. The NCS is managed centrally through the Group of National Directors on Codification (AC/135) and operated nationally under the appointed national authorities.
- 112.2 Each ratifying and participating country and NSPA should maintain files in which item identification data is recorded. These files may be consulted by all participants.
- 112.3 Certain cross servicing functions related to the operation of the NCS are not suitable for execution by an individual country.

A Memorandum of Understanding (MOU) to cover the execution of these functions has therefore been established between the Group of National Directors on Codification and NSPA (see [ANNEX A](#) to this chapter).

A list of the functions executed under this MOU is contained in the AC/135 budget for the respective year and maintained in the "Financial Folder" of the NATO Automated Business System (NABS). The list will be reviewed annually by the countries and NSPA.

## Section 120 - Basic Principles

### Sub-Section 121 - Identification and Classification

#### 121.1 General

Each Item of Supply shall be identified, classified and basically described for introduction into the NCS to ensure it is recognized by only one NATO Stock Number (NSN).

The structure of the NSN is described in [STANAG 3151](#).

#### 121.2 Item Name

The item name is established during identification based on the availability or non-availability of an approved item name in the ACodP-3 or H-6 as described in Chapter II.

#### 121.3 Item Identification

Item identification is carried out, when required, in accordance with the methods described in Chapter II.

The identification of an item of supply consists of the minimum data needed to meet a logistics requirement and establishes the essential characteristics of the item which both:

- give the item its unique character;
- differentiate the item from any other item of supply.

The complete description of the physical and performance characteristics is given whenever necessary and possible.

#### 121.4 NATO Supply Classification System

The NATO Supply Classification System establishes the practice of grouping items based on their relationships to support all logistics management needs.

This makes it possible for the items to be divided into groups, and further subdivided into classes.

Each class covers a fairly homogeneous area of commodities which are associated on the basis of one of the following criteria:

- their physical and/or performance characteristics;
- their relationship of parts, attachments and accessories to the next higher assemblies for which they were specifically designed;
- the fact that the items are usually procured or issued together.

The NATO Supply Classification System is described in Chapter III along with the "Listing of Groups and Classes". These, along with the 'Item Name Directory' are essential for effective Item Identification.

#### 121.5 Related Codification Data

Item identification also includes reference number/s and the reference number related data elements.

## Sub-Section 122 - Item of Supply and Item of Production

### 122.1 Main Purposes of the NCS

The main purpose is to properly identify each item of supply and make available the associated information to all NCS participating countries in order to support logistics management decisions. The information will describe each item of supply independently and may also identify other equipment with which the item may be associated. To adequately determine an item of supply concept, the distinction must be made between an item of supply and an item of production.

### 122.2 Item of Production

An item of production is an object or group of objects to which a manufacturer assigns a reference number that conforms to the same engineering drawings, standards, specifications and inspections.

### 122.3 Item of Supply

In the NCS, "Item of Supply" defines the parameters of a concept usually with an item of production or multiple items of production that have been accepted by a qualified logistics service as meeting a specific requirement.

An item of supply determination is made based on the qualified logistics service's technical and logistics considerations using characteristics and tolerances for a specific requirement. (see [Sub-Section 123](#) – Difference between wide and narrow concept item of supply).

### 122.4 Relationship between Item of Supply and Item of Production

In principle, a wide-concept item of supply may consist of multiple items of production.

While each item of production may have a slightly different form, fit, or function, the qualified logistics service may accept those differences when each item of production conforms to the item of supply concept. See 122.3

If however it is determined that a new requirement exists for one or more items of production already covered by an Item of supply, it will be necessary to assign a new NATO Stock Number to the item or items that meet the new requirement. This allows the qualified logistics service to distinguish the difference/s between one or more otherwise identical items of production.

Thus an item of supply may be:

- a single item of production;
- ~~a descriptive set of parameters;~~
- a modification (altered by the user or by request of the user) item of production;
- an item of production that is more stringently quality-controlled than the normal item of production (through the choice of a narrower tolerance, specific characteristics or finer quality criteria);
- several items of production that are functionally interchangeable or that may be substituted one for another for the same purpose and have a comparable use.

### 122.5 Submitter's Responsibilities

122.5.1 When presenting details of items for which codification is required the submitter has the responsibility for ensuring that the item is an item of supply.

This includes lists presented by manufacturers on behalf of the users.

- 122.5.2 The normal method is for the item to be included on a list of items of supply required in accordance with the repair policy of the user. Where a submitter is preparing the list on behalf of more than one user, for example a Common or NATO project, then the list must reflect the repair policies of all the users.

## **Sub-Section 123 – Difference between wide and narrow concept Item of Supply**

### 123.1 Wide concept Item of Supply

A “wide-concept” item of supply represents the standard to use in the NCS. This applies for the descriptive method of identification limited (Type II Code (DRN 4820) = 1 or 4) as well as for the reference method of identification (Type II Code (DRN 4820) = 2). In the case of the descriptive method of item identification, it implies the specification of technical and performance characteristics in the broadest possible terms, in such a way that several items of production can cover the needs of the user. Items of production listed under the same NSN must be functionally interchangeable or substitutable to each other for the same usage and provide a comparable use.

### 123.2 Narrow concept Item of Supply

A "narrow concept" item of supply [TYPE II CODE (DRN 4820) = 1A (K), 1B (L), 4A (M) or 4B (N)] is used for reasons of traceability, reliability, security and technical requirements. It allows to narrow down the item of supply concept to a single item of production (one primary reference and additional secondary references possible). Narrow items of supply are used to ensure that a specific item of production is provided when using the NSN for procurement. “Narrow concepts” shall be used for exceptional cases only.

## **Sub-Section 124 - Marking of Items (National Policy Discretion)**

### **124.1 Items of Production**

Items of production are marked, if marking can be accommodated, in accordance with instructions given by the manufacturer controlling the production of the item.

### **124.2 Items of Supply**

Items of supply are marked, if marking can be accommodated, in accordance with instruction given by the Design Control Authority or by instructions which have been accepted as part of a procurement contract.

#### **124.2.1 Marking of the NSN on Items of Supply**

Marking (engraving, stamping) of physical items with their assigned NSN should be avoided as an NSN may subsequently change (change of class, change of NSN after modification) or be cancelled.

### **124.3 Marking of Packing containing Items of Supply**

Packing of items of supply is marked in accordance with instructions specified and agreed in a procurement contract.

## **Sub-Section 125 - Dissemination of Data**

- 125.1 NATO and Tier 2 sponsored countries can disseminate their codification or management data in accordance with the guidelines described in [STANAG 4438](#).
- 125.2 Requests for codification or codification information must be directed to the NCB responsible for codification of this item of supply. If an NCB receives a request for information about an NSN assigned by another NCB, it must return the request, using the appropriate transactions without releasing the information.

### **Sub-Section 126 - Limited Rights Data**

- 126.1 A country, subject to compliance with its laws, may disclose its limited rights data (other than detailed design, manufacturing or process data) to other countries or NSPA for informational or evaluative purposes only, as described in [STANAG 4438](#).
- 126.2 A country must seek the written agreement of the country asserting limited rights if further use or disclosure is desired.
- 126.3 A non-NATO country participating in the NCS, see [paragraph 141.2](#), must agree to comply with the requirements set forth in this Sub-Section prior to obtaining access to a NATO country's limited rights data pursuant to [paragraph 125.1](#).

The non-NATO country is subject to the same requirements and may make the same types of agreements that apply to NATO countries under this Sub-Section.



## Section 130 - National Responsibilities

### Sub-Section 131 - Basic Policy

#### 131.1 Scope

##### 131.1.1

The basic provisions are intended to apply to items subject to repetitive procurement, storage, supply or issue and to items of such practical logistic significance as to warrant centralized stock management, the preparation of reports or control by the logistics organization of the procuring country or agency.

Only the logistics experts can decide, in the light of their management requirements, which items are to be codified.

#### 131.2 Supply of NATO Stock Numbers and Item Identification Data

The final decision about any NSN related action, except for automatic transactions and cancellation of NSNs with foreign user(s), is always with the NCB which has assigned the NSN.

##### 131.2.1 **Items of Supply originating from Manufacturers located in NATO or Tier 2 sponsored countries**

The National Codification Bureau (NCB) of the NATO or Tier 2 sponsored country where the design control authority of an item of supply is located will be responsible for supplying the procuring country or NSPA with the NATO Stock Numbers and item identification data for the items of supply, when requested. These shall be developed in accordance with the NATO Codification System policies and procedures. Details of NCS Country Code assignments are found in [CodSP-3](#).

##### 131.2.2 **Items of Supply originating from non-manufacturers**

The country where a known supplier trades is responsible for the codification of the item of supply when the Design Control Authority cannot be verified. It is recommended in such cases that the item of supply is recorded in the TIR with the Standard Reference as the Primary Reference. The supplier's part number is then properly recorded as a Secondary Reference Number in the TIR. For details of registering this information, see Chapters IV.

##### 131.2.3 **Items of Supply originating from Manufacturers located in Tier 1 sponsored or non-sponsored countries**

The NCB of the NATO or Tier 2 sponsored country employing items of supply originating from manufacturers located in a Tier 1 or non-sponsored country will be responsible for assigning the NATO Stock Numbers after having checked in the NATO Master Catalogue of References for Logistics (NMCRL) that the items concerned are not already codified.

##### 131.2.4 **Items of Supply originating from a NATO Production and Logistics Organization (NPLO) or NATO Agency**

The NCB nominated as the Pilot NCB for a new item of supply, the design of which is controlled by a NATO Production and Logistics Organization (NPLO) or by a NATO Agency, will be responsible for assigning a NATO Stock Number after checking in the NATO Master Catalogue of References for Logistics (NMCRL) to ensure that the items concerned have not already been codified by another NCB.

131.3 **NATO Code for NCB**

131.3.1 **Definition**

As part of the NATO Stock Number (5th and 6th position), the NATO Code for NCB indicates the country assigning the national item identification number.

131.3.2 **Composition**

2-digit numeric code.

131.3.3 **Allocation**

Allocated by the Secretary of AC/135 in cooperation with the U.S. NCB.

131.3.4 **Existing codes**

[See CodSP-3](#) (NCS Country Codes).

131.4 **Position of NATO Agencies with regard to the NCS**

As NSPA is considered as the sole NATO Agency participating in and operating the NCS, all other NATO Agencies should obtain the codification data from NSPA.

131.4.1 Since the policy rule mentioned in [paragraph 131.3](#) was determined after publication of the ACodP-1, "NSPA" should be read for "NATO Agency" wherever applicable.

## **Sub-Section 132 - Bilateral Agreements**

### **132.1 Scope**

132.1.1 It is the intent of the Group of National Directors on Codification that between NATO and Tier 2 countries, codification services performed by an NCB and the exchange of codification data and/or System Support Record (SSR) data is carried out free of charge on a reciprocal basis. A bilateral agreement between NATO and Tier 2 countries will, therefore only be necessary, where national regulations require the payment of such services.

132.1.2 It is the generally accepted policy of the Group of National Directors on Codification that between NATO and Sponsored countries, codification services performed by a NCB and the exchange of codification data and/or System Support Record data is carried out in compliance with the NATO countries' laws. The necessity of a bilateral agreement between NATO and Sponsored countries is governed by the regulations in [paragraph 142.5](#).

### **132.2 Rules and Models**

These bilateral agreements may vary from one country to another, but should comply with the rules and models given in ANNEX B to this chapter.

## **Sub-Section 133 - Responsibilities of a Procuring Country or NATO Agency**

### **133.1 General**

When the design control authority for items to be codified is located in another NATO or Tier 2 sponsored country, the procuring country or NSPA is responsible for the following actions:

#### **133.1.1 Initial Exchange of Information Form**

When required, the NCB of the procuring country or NSPA must notify the producing country's NCB as soon as possible of codification requests exceeding the number pre-defined in CodSP-71. NATO Form AC/135-No 1A must be used for notification as described in Chapter IV, [Sub-Section 431.1](#).

#### **133.1.2 Contractor Commitments**

The procuring country must assure that a Codification Contract Clause (CCC) is inserted in its procurement contracts in accordance with [STANAG 4177](#). This clause requires the contractor to furnish the technical data or, if required, draft item identifications plus technical data to the NCB of the producing country in accordance with the guide or specifications issued by AC/135 and with any general and special instructions of the producing country. The procuring country must also require the contractor to disclose the Design Control Authority's name and reference number for each item of production and, when known, the NSNs of the items of supply which are in question.

#### **133.1.3 Preliminary Screening**

Before sending a request for codification, the procuring country must make a preliminary screening to see, if the item is already codified. This screening is performed by searching the references against NMCRL or an equivalent national product.

#### **133.1.4 Characteristics Search Process**

When the procuring country has access to the technical data of the items to be codified, it carries out a detailed screening using the characteristics search module of NMCRL or NCB's codification tool to determine if the item of supply concept is already codified.

#### **133.1.5 Codification Request**

After eliminating references of the items of supply that have already been codified, the procuring country submits codification requests as described in Chapter IV, [Sub-Sections 432](#) and [442](#) to serve as a basis for the codification actions to be carried out by the producing country.

#### **133.1.6 Information on Changes**

During the life of the contract, the procuring country will notify the producing country of changes in the identification data which may affect the item of supply concept, so that the producing country may take any appropriate action.

#### **133.1.7 Updating Documentation**

During the life of the contract, the procuring country will maintain and update the documentation relating to spare parts selected for codification, for the information of the producing country.

---

## Sub-Section 134 - Responsibilities of a Producing Country

### 134.1 General

When the design control authority for items to be codified is located in another NATO or Tier 2 sponsored country, the NCB in the procuring country is responsible for the following:

#### 134.1.1 Initial Exchange of Information Form

If the NCB of the producing country receives from the procuring country's NCB a NATO Form AC/135–No 1A it must respond to the procuring country within 30 calendar days indicating their codification capabilities and the required time frame to complete the requested codification actions by using NATO Form AC/135–No 1B/C as described in Chapter IV, [Sub-Section 431.2](#).

#### 134.1.2 Contact with Contractor

The NCB in the producing country is responsible for contact with the main contractor indicated in the Initial Exchange of Information Form. They will arrange for the receipt of the data required under the provisions of the Codification Contract Clause (see [Annex A to STANAG 4177](#)) in the procurement contract, and they will issue all necessary instructions to the manufacturer for the preparation of item identifications and all necessary directives.

#### 134.1.3 Special Instructions

If necessary and permissible under national rules for acquisition and procurement, the producing country will inform the procuring country or NATO Agency of any special instructions which must be added to the codification provisions of the contract.

#### 134.1.4 Items of Supply already codified

When receiving a request for codification from the procuring country's NCB, the producing country's NCB must make a complete screening against its Total Item Records (TIR) to see, if the item is already codified (see paragraph [432.3.1](#)). If an NSN is found, matching the request, the producing country will take the appropriate action in accordance with paragraphs [433.2](#), [433.3](#) or [433.4](#)

#### 134.1.5 User Registration

If requested, the producing country will register the procuring country or NSPA as user of all the items of supply already codified.

#### 134.1.6 Item of Supply to be codified

The preparation, approval of the item identifications and the allocation of NATO Stock Numbers to items not yet codified by the producing country; the determination, in co-operation with the procuring country if necessary, of the item of supply concept and the item identification method to be used; the registration of the procuring country or NSPA as user and the supply of the item identifications and the relevant data. When the work is undertaken by a service company specializing in codification, the producing country will supervise the work.

134.1.7 **Information on Changes**

Notifying the procuring country or NSPA of all changes that affect the item of supply concepts or the NATO Stock Numbers of the items for which the procuring country is registered as a user.

134.1.8 **Updating**

The review, during the life of the contract, the changes submitted by the procuring country or NSPA as a registered user of items already codified; the inclusion of the relevant changes in the item identification data and the supply of the revised versions to the procuring country.

134.1.9 **File Maintenance**

The supply to the user country or NSPA of the normal file maintenance data to ensure compatibility with national TIR.

## **Sub-Section 135 - Responsibilities of the Contractor**

### **135.1 Supply of Technical Data**

Pursuant to the Codification Contract Clause (see [Annex A to STANAG 4177](#)) or, if necessary, special instructions in each contract between the Armed Forces of the procuring country or NATO Agency and a contractor in a NATO or Tier 2 sponsored country, the contractor is responsible for furnishing to the NCB of the producing country, or to an activity designated by it, technical and/or identification data covering the items procured. Such data will be consistent with guide or specification of the producing country, together with any special instructions issued by it and applicable to the specific contract.

### **135.2 Naming of the Design Control Authority**

In this connection, the contractor (when not the manufacturer) is responsible for specifying the name of the "Design Control Authority" (see Chapter II, [Sub-Section 241](#)) and the "Reference Number" allocated by this manufacturer to each item.

### **Sub-Section 136 - Compliance of National Codification Systems**

As stipulated in AC/135 Handbook of Aims, all NATO and Tier 2 nations must have a codification system fully compliant with the NCS procedures for international data exchange. Therefore all new codification systems (from NATO or Tier 2 countries) shall be certified by carrying out the compliance tests as stipulated in Chapter IV, [Annex H](#).



## Section 140 - The NATO Codification System and Non-NATO Countries

### Sub-Section 141 - General

- 141.1 Non-NATO countries which adopt the NATO Codification System (NCS), either completely or partially, can be divided into 2 categories i.e. sponsored countries or non-sponsored countries.
- 141.2 The basic differences between the 2 categories are:
- Sponsored countries. The non-NATO countries enter into a Sponsorship Agreement with AC/135. The countries will gradually progress into full membership of the NCS community, and they participate to some degree, in the management of the system (see [Sub-Section 142](#) for details).
  - Non-sponsored countries. The non-NATO countries enter into a Bilateral Agreement with one or more NATO or Tier 2 sponsored countries to receive national data from, or supply of national data to, that country. Data exchange on the basis of a Bilateral Agreement does not constitute entry into the NCS data exchange.
- 141.3 A prerequisite to participate in the NCS is the allocation of certain codes. The responsibility for the assignment lies with NSPA.
- 141.3.1 Codes for sponsored countries are assigned according to [Sub-Section 142](#).
- 141.3.2 Codes for non-sponsored countries are assigned on request and following the approval of the Group of National Directors on Codification. Non-sponsored countries are recognized by the following codes:
- 3-letter ISO 3166-1 Country Code
  - NCB Code
- These codes will be used in bi-national data transmission, only.
- 141.4 The AC/135 Secretariat will inform the non-sponsored country about assigned NCB Code and will ensure that the appropriate entry into [CodSP-3](#) is made.

## Sub-Section 142 - Sponsorship of Non-NATO Nations<sup>(\*)</sup> and International Organizations

### 142.1 General

- 142.1.1 AC/135 offers participation in the NATO Codification System (NCS) to non-NATO nations, subject to approval by the North Atlantic Council (NAC). This can be achieved by applying for Sponsorship. The Sponsorship Programme is a mutual commitment between AC/135 and the sponsored nations. This commitment involves obligations for both parties to the sponsorship agreement and failure to meet them may lead to the sponsorship agreement being rescinded by AC/135 Main Group.
- 142.1.2 By entering into a Sponsorship Agreement with NATO AC/135, a sponsored nation accepts certain responsibilities on its behalf and AC/135 accepts certain responsibilities on the behalf of the sponsored nation.
- 142.1.3 Some NATO nations have a national legal requirement concerning information exchange which means that a sponsored nation must, like a non-sponsored nation, enter into separate Bilateral Agreements with each of these NATO nations, from which it wishes to receive data or supply data to. See [paragraph 142.5](#).
- 142.1.4 All rules and procedures that apply to data exchange between sponsored nations and the NATO nations shall also apply to data exchange between sponsored nations.

### 142.2 Requirements for Sponsorship

- 142.2.1 Non-NATO nations that are unanimously approved by the NATO nations can become sponsored nations by signing a Sponsorship Agreement (see [ANNEX C](#) to this chapter) with AC/135.
- 142.2.2 The Sponsorship Agreement is a statement from the non-NATO nation to the AC/135 that it has commissioned an authority to act as the NCB of the nation. It also states that the nation has adopted or intends to adopt the principles of the NCS as set out in the standardization agreements STANAGs 3150, 3151, 4177, 4199 and 4438 (see [Section 150](#)) and ACodP-1. STANAGs are NATO documents and as such cannot be an official condition of any agreement between AC/135 and a non-NATO nation
- 142.2.3 The Sponsorship Agreement implies that the nation will gradually develop the organization, skills and systems that are necessary to fully participate in the NCS to the best of their ability.
- 142.2.4 Testing of a sponsored nation's system, to ensure compatibility with NATO data exchange (XML format) standards, may be required. Such testing shall be co-ordinated by NSPA and AC/135 Panel A.

### 142.3 Types of Sponsorship

- 142.3.1 Development of full codification capabilities is a gradual process. Sponsorship has two levels or tiers, Tier 1 and Tier 2.

---

<sup>(\*)</sup> Hereafter, the term "Non-NATO" nations shall also be understood to include "International Organizations"

---

**142.3.2 Tier 1:**

This is the basic level of sponsorship for nations that have no codification system or a system that is not yet fully compliant with the ACodP-1 procedures. Tier 1 sponsorship is characterized by one-way data exchange with the following privileges and restrictions:

Privileges:

- The sponsored nation can request codification of items produced in a NATO or Tier 2 nation subject to the restrictions mentioned in [sub-paragraph 142.1.4](#).
- The sponsored nation can register itself as user of any NATO stock number assigned by a NATO or Tier 2 nation (items already codified).
- The sponsored nation can request assignment of NATO Commercial and Government Entity (NCAGE) codes from any of the NATO or Tier 2 nations.
- The sponsored nation can request assignment of non-NATO NCAGE codes from NSPA for items produced in a Tier 1 or non-sponsored nation <sup>(1)</sup>.
- A Tier 1 sponsored nation can allocate NCAGE codes with a national structure and maintain a cross reference to the corresponding NCAGE codes (S\*\*\*# structure), which will be used in NCS and NMCRL until the sponsored nation reaches Tier 2 status. The sponsored nation will participate in the quality control of all NCAGE information from that nation (see [Sub-Section 144](#)).
- A Tier 1 nation may, upon request, have its codification data included in the NMCRL as stipulated in Chapter IV, [Sub-Section 475](#).
- A Tier 1 nation may introduce:
  - an IIG maintenance and NATO Supply Class (NSC) change proposal in the collaboration procedure (see Chapter II, [Sub-Section 253](#));
  - a NATO Codification System Change Request (NCSCR) using the procedure outlined in Chapter IV, [Sub-Section 481](#);
  - a Problem Report using the procedure outlined in Chapter IV, [Sub-Section 482](#). ~~The Problem Report will be sent to the nation concerned (with copy to all NATO and Tier 2 nations) using NATO Form AC/135-No 4.~~
- The evaluation and acceptance of a proposal from a Tier 1 nation remains with the AC/135. The Tier 1 nation will be informed of the final decision:
  - via the US of the decision to a IIG or NSC collaboration procedure, as per Chapter II, [Sub-Section 253](#);
  - via the Secretary of the final decision to a NCSCR;
  - via the nation of a decision to a Problem Report.

---

<sup>(1)</sup> Even if a Tier 1 sponsored nation can assign and use national NCAGE codes in its own system, these codes will not be recognized by NATO or Tier 2 nations. This implies NSPA should also be assign a non-NATO NCAGE (S\*\*\*# structure).

---

Restrictions:

- NATO and Tier 2 nations will not request codification for items produced in the Tier 1 nation, they will codify the items themselves.
- NATO and Tier 2 nations will not register themselves as users of items codified by a Tier 1 nation, they will codify the items themselves.
- NATO and Tier 2 nations will not request nor use NCAGE codes from Tier 1 nations, they will get an NCAGE code (S\*\*\*# structure) from NSPA.

142.3.3 **Tier 2:**

- This is for nations that have a codification system that has been certified as being fully compliant with the NCS procedures for international data exchange. Tier 2 Sponsorship is characterized by two-way data exchange with the following obligations and privileges:
- The sponsored nation shall request codification of items produced in a NATO or Tier 2 nation subject to the restrictions mentioned in [sub-paragraph 142.1.4](#).
- The sponsored nation shall register itself as users of any NATO stock number they use assigned by a NATO or Tier 2 nation (item already codified).
- The sponsored nation shall request assignment of NCAGE codes from any of the NATO or Tier 2 nations when required.
- The sponsored nation shall request assignment of NCAGE codes with S\*\*\*# structure from NSPA for items produced in a Tier 1 or non-sponsored nation.
- Codified data from Tier 2 nations must be added to the NTIR database in NMCRL
- Tier 2 nations are required to assign NCAGE codes to all entities that are part of the nation's national territory and assign NSNs to all items of supply that originate in their nation upon request from the NCS user community.
- A Tier 2 nation may introduce
  - an IIG maintenance and NSC change proposal in the collaboration procedure (see Chapter II, [Sub-Section 253](#));
  - a NATO Codification System Change Request (NCSCR) using the procedure outlined in Chapter IV, [Sub-Section 481](#);
  - a Problem Report using the procedure outlined in Chapter IV, [Sub-Section 482](#). ~~The Problem Report will be sent to the nation concerned (with copy to all NATO and Tier 2 nations) using NATO Form AC/135-No 4.~~
- The evaluation and acceptance/non-acceptance of a proposal from a Tier 2 nation remains with the AC/135. The Tier 2 nation will be informed of the final decision
  - via the US of the decision to a IIG or NSC collaboration procedure, as per Chapter II, [Sub-Section 253](#);
  - via the Panel A decision of which it is a full member (see [sub-paragraph 142.4.3](#));
  - via the nation of a decision to a Problem Report.

#### 142.4 Rights and privileges at meetings

##### 142.4.1 Partnership Meetings:

AC/135 invites sponsored Tier 1 and Tier 2 countries to participate in all meetings of Main Group and Panel A. Participation in AC/135 Sub-Groups shall be coordinated with the Chairman of the concerned Sub-Group. The agenda, decision sheet and list of actions will be provided to all participants, except for parts of the agenda and decision sheets, which may be classified as "NATO Only". AC/135 can also invite representatives from NATO Partner Nations even if they are not sponsored.

##### 142.4.2 Partnership meetings – Participation Rules:

Nations invited to participate in the Partnership AC/135 meetings as observers may be invited to address the meeting but will have no voting rights. The agenda and summary of the documents will be provided by the Secretary of AC/135 three weeks ahead of the meetings or at the start of the meetings if a nation had not announced its participation three weeks before. All sponsored nations that have settled their subscription services in support of their Sponsorship will receive copies of the Decision Sheets of all AC/135 meetings.

Depending on subject matter, the Chairman of Main Group can convene a "NATO Only" assembly during the Main Group meeting at his discretion. The Chairman of Panel A can convene a "NATO Only" assembly during the Panel A meeting at his discretion. The minutes of these meetings are distributed only to NATO members.

##### 142.4.3 Tier 2 nations are invited to participate in all AC/135 Main Group and Panel A meetings with the following exceptions:

- a Tier 2 nation cannot chair Main Group meetings,
- a Tier 2 nation cannot break consensus among NATO nations,
- Tier 2 nations can be excluded from Main Group or Panel A sessions at any time and on any topic if a NATO nation asks for a closed session meeting (NATO nations only). If a situation arises where participation of a Tier 2 nation is in question, the Chairman will seek guidance from the AC/135 Main Group,
- a Tier 2 nation can chair a Panel A Task Group meeting upon endorsement from the parent body (AC/135 Main Group and Panel A),
- Tier 2 nations are invited to delegate a representative to participate in the Budget and Strategic Planning Committee (BSC).

## 142.5 Bilateral Agreements

142.5.1 A separate Bilateral Agreement is required to exchange data with those countries listed in the table below (Sample bilateral agreements are shown in [ANNEX B](#) to this chapter)

Country	Address	Phone / Fax / E-mail
DENMARK	Danish Defence Acquisition and Logistics Organisation National Codification Bureau Lautrupbjerg 1-5 DK-2750 BALLERUP	☎ +45 7257-5930 @ <a href="mailto:ncbdk.tm@mil.dk">ncbdk.tm@mil.dk</a>
GERMANY	Bundeswehr Logistics Command (LogKdoBw) Zeppelinstraße 18 D-99096 ERFURT	☎ +49 361 342-68000 ☎ +49 361-342-68999 @ <a href="mailto:NCBDEU@bundeswehr.org">NCBDEU@bundeswehr.org</a>
ITALY	Ministero della Difesa Segretariato Generale della Difesa e Direzione Nazionale degli Armamenti V Reparto 3° Ufficio Via di Centocelle 301 I-00175 ROMA	☎ +39 (06) 469130771 @ <a href="mailto:r5u3s0@sgd.difesa.it">r5u3s0@sgd.difesa.it</a>
UNITED STATES <sup>(1)</sup>	DLA Logistics Information Service Attn: U.S. NCB - KPP 74, N. Washington Avenue BATTLE CREEK MI 49037-3084	☎ +1 (269) 961-7752 ☎ +1 (269) 961-7752 @ <a href="mailto:ncbus@dla.mil">ncbus@dla.mil</a>

142.5.2 Reimbursement for codification data and services provided by a NATO nation is a national matter which can be specified in the Bilateral Agreement between the NATO nation and the sponsored nation.

## 142.6 Application Procedures

### 142.6.1 Tier 1 Sponsorship

142.6.1.1 Requests for sponsorship at Tier 1 level is sent to AC/135 through the Secretary

NATO Support and Procurement Agency (NSPA)  
Codification Support Section (LD-ED)  
Attn: Secretary AC/135  
L-8325 CAPELLEN  
LUXEMBOURG

E-mail: [ac135secretary@nspa.nato.int](mailto:ac135secretary@nspa.nato.int)

The request should be a simple letter, signed by a competent authority, stating the intent to use the NCS.

The secretary distributes the request to the NATO nations stating the use of the 6 week silence procedure and the deadline. The 6 weeks silence procedure begins on the date the request is published in NABS. If the silence is broken, a new deadline of 6 weeks will be communicated in the same manner. Depending on the country's relationship with NATO,

<sup>(1)</sup> For the U.S. the "Bilateral Agreement" takes the form of a Foreign Military Sales (FMS) case for cataloguing services with the U.S. NCB. However, sponsored countries only need an FMS case, if they are currently buying codification products or services from the U.S. Otherwise, no bilateral agreement is required.

agreement from Conference of National Armament Directors (CNAD) and (NAC) may be needed prior to signing a sponsorship agreement. The Chairman will send a Sponsorship Agreement to the applying nation for signature. The Sponsorship Agreement will be valid from the moment it is signed by both the commissioned authority of the applying nation and the Chairman of AC/135.

142.6.1.2 When the Secretary receives a request for sponsorship, he will acknowledge receipt of the application and invite the applicant to complete a questionnaire (see [ANNEX D](#) to this chapter). The responses to the questionnaire will be distributed to the NATO nations to be considered together with the Sponsorship application.

142.6.1.3 AC/135 is empowered by the CNAD to approve Sponsorship requests from Partnership Nations. In the case where a contact nation (non-NATO, non-Partnership nation) applies for Tier 1 Sponsorship, the AC/135 Secretary will distribute the request to NATO nations, as described in [sub-paragraph 142.6.1.1](#). Following the unanimous approval of AC/135, the Chairman AC/135 will address a letter to CNAD for NAC) seeking endorsement. Prior to the NAC approval, the Chairman will identify a NATO nation which will act as "Sponsor" of the applying contact nation according to NAC regulations <sup>(1)</sup>.

## 142.6.2 Tier 2 Sponsorship

A Tier 1 sponsored nation may apply for Tier 2 Sponsorship. As a rule, a nation must have been at Tier 1 level for at least three years before applying for Tier 2 level Sponsorship and all necessary Bilateral Agreements must be in place. The applying nation must have assessed its capabilities and business decisions based on the "NCS – Codification Bureau Transition from Tier 1 to Tier 2 Audit Guide", which is published in the NABS training folder, in a documented manner. It is recommended to perform the audit together with a mentor from a NATO or Tier 2 NCB."

Additionally, before applying for Tier 2 Sponsorship, a Tier 1 sponsored nation has to meet the following prerequisites:

- The Total Item Record -TIR- data file of its NCB must include a set of national NSNs representing a minimum volume of **1% of the total number of References** already codified by the NATO and Tier 2 nations (NCAGE codes with S\*\*\*# structure), this volume corresponding to a minimum of **500 NSNs**. This set of national NSNs can cover Items of Supply that are different from the items codified by the NATO and Tier 2 nations but, in such cases, they must relate to different families (codification performed with a variety of Groups-Classes/Item Names).
- National NSNs and NCAGE codes have to have been integrated in the NMCRL **for a minimum period of 6 months**.
- The applying nation must be connected to the NATO Mailbox System (NMBS) and NATO Automated Business System (NABS).

The request is submitted to the Secretary of AC/135.

The secretary will place this request under a new point of the Agenda of the next Main Group meeting. The NATO or Tier 2 nations which are opposed to this request or which have reserves should express them within the next 6 weeks. If at the end of this period no nation has expressed any opinion the secretary will create a new point on the Agenda of the next Panel A meeting and the Chairman of Panel A will indicate the nations which, in collaboration with NSPA, will carry out the tests on the systems of the applicant Tier 2 nations as stipulated in Chapter IV, [Annex H](#).

---

<sup>(1)</sup> NATO HQ document referenced as PO(2001)225, dated 21 November 2001

---

If the testing is successful, AC/135 will approve the request and the decision will be appended to the original Sponsorship Agreement. If testing is not successful, AC/135 will decide, in co-operation with the applying nation, which action to pursue.

To assist Tier 2 candidate nations in the completion of the steps that comprise Tier 2 acceptance, a Checklist has been prepared. It can be found in [Appendix 2 of Annex E](#) of this Chapter of ACodP-1.

#### 142.7 Sponsorship Tasks for NSPA on behalf of the AC/135 Secretariat

142.7.1 Once a nation has obtained sponsorship it will require a number of administrative and technical services to effectively use or prepare to use the NCS. The services are provided by NSPA on behalf of AC/135 on a cost recoverable basis. The tasks of NSPA are outlined in the AC/135 budget for the respective year and maintained in the “Financial Folder” of NABS.

142.7.2 NSPA shall maintain a list of the service charges subject to approval by Main Group. The list is published in [CodSP-12](#).

#### 142.8 Revocation/Cancellation of the Sponsorship Agreement

142.8.1 In the unlikely event that a Sponsorship Agreement is being revoked / cancelled the parties concerned shall follow the rules below.

142.8.2 A sponsored nation wishing to terminate their Sponsorship shall formally inform the Secretary of AC/135 of their intent to revoke the agreement.

The Secretary of AC/135 shall inform the NATO Group of National Directors on Codification and NSPA of the sponsored nation’s revocation request.

On decision of the NATO Group of National Directors on Codification, the Secretary AC/135 shall initiate the cancellation of the sponsored nation’s

- NCB code;
- NCAGE Codes;

NSPA shall, on decision of the NATO Group of National Directors on Codification:

- initiate the conversion of Tier 2 sponsored nation’s NCAGE codes to NCAGE codes with structure S\*\*\*#;
- inform the users of Tier 2 sponsored nation’s NATO Stock Numbers for further action;
- initiate the deletion of the sponsored nation’s NATO Stock Numbers in the NTIR database in NMCRL to be replaced by NSNs created by NATO or Tier 2 nations using those items;
- delete NCAGE codes data from the sponsored nation from NMCRL.

142.8.3 A NATO nation wishing to have a Sponsorship Agreement with a sponsored nation terminated shall formally put in a request for cancellation to the NATO Group of National Directors on Codification and to the AC/135 Secretary.

The AC/135 Secretary distributes the request to all NATO nations. NATO nations should provide formal written concurrence or non-concurrence to the request.



In case non-concurrence is expressed by one of the NATO nations, the request for cancellation will be denied.

In case the request is approved, the NATO Group of National Directors on Codification, through the Secretary AC/135, will inform the sponsored nation of the decision to cancel the Sponsorship Agreement. The Secretary of AC/135 and NSPA will perform the same tasks as if the sponsored nation terminated the agreement ([see 142.8.2](#)).

#### 142.8.4 **Sponsorship suspension**

##### 142.8.4.1 **Suspension for non-payment of fees**

NSPA administers all aspects of the sponsorship on behalf of AC/135, including maintenance of contact lists, invoicing, receiving payment and providing services. A reasonable time will be given to effect payment in response to invoices and where a sponsored nation is in arrears with payments, NSPA must first ensure that the invoice has reached the proper authority before any other action is undertaken.

Where payment has not been received within one year of the Invoice date, NSPA will initially advise the Chairman of AC/135 Main Group, who will write to the NCB outlining the consequences of failure to pay or to meet other obligations required by the sponsorship agreement. If this action fails to resolve the situation, an agenda item will be raised on the next Main Group meeting, for endorsement of formal suspension of sponsorship. The secretary will then inform the nation that all privileges outlined in ACodP-1 have been withdrawn. The nation will no longer be invited to the Partnership meetings at Panel A and Main Group or provided with services by NSPA until all arrears are cleared and payment is resumed.

If a nation whose membership has been suspended wishes to reactivate their sponsorship, this will be reported through the Chairman at the next Main Group meeting. The Directors could then agree to cancel the suspension and secretary will then inform the nation that all privileges outlined in ACodP-1 have been recovered and the nation will again be invited to the Partnership meetings at Panel A and Main Group and provided with services by NSPA.

##### 142.8.4.2 **Suspension for political reasons**

AC/135 may be required to suspend a nation from sponsorship as a result of a political decision made by the NATO nations and promulgated by NATO headquarters. When that happens, NSPA will inform the Main Group, and the secretary will raise an agenda item at the next Main Group meeting. The secretary will also inform the nation that all privileges outlined in ACodP-1 have been withdrawn. The nation will no longer be invited to the Partnership meetings at Panel A and Main Group or provided with services by NSPA until the political decision is changed.

The Chair of Main Group may initiate suspension of Sponsorship in case of exceptional circumstances. The final approval rests with the Main Group.

#### 142.8.4.3 Technical consequences of sponsorship suspension

When a nation is suspended from sponsorship, a number of actions will be required by NSPA and the nations in addition to the fact that the suspended nations will no longer be invited to AC/135 meetings. These actions will only be taken after the suspended nation's NCB and all nations of AC/135 have been informed and an effective date has been given:

- (a) Accounts for the NATO Mail Box System (NMBS) and NATO Automatic Business System (NABS) shall be disconnected.
- (b) The Tier 2 suspended nation will no longer assign NCAGE codes to entities that are located in the nation. NCAGE codes assignment and maintenance will revert to the procedures that are applicable to NCAGE codes with S\*\*\*# structure. The suspended nation's existing NCAGEs will remain in the NCS database in the near term. However, AC/135 will continuously review the situation, and at some point may direct NSPA to convert that suspended nation's existing NCAGE codes back to NCAGE codes with S\*\*\*# structure.
- (c) The Tier 2 suspended nation will no longer assign NSNs to items of supply that originate in the nation. In the near term, the suspended nation's TIR data will stay in the NTIR database in NMCRL with no deletions or changes. NATO and Tier 2 sponsored NCBs requiring an NSN for an Item(s) of Supply that originates in the suspended nation will assign their own NSN(s) to the item. However, AC/135 will continuously review the situation, and at some point may decide to convert the suspended nation's NSN data.
- (d) If at some point AC/135 decides to delete the suspended nation's data from the NCS database, NSPA shall archive all the data of the nation so that it can be restored in the event that the political decision is changed.
- (e) In some cases where suspension of a nation occurs for political reasons, NMCRL subscriptions may also be cancelled, for government subscribers and even industry subscribers. In such cases, AC/135 actions will be based entirely on guidance provided by NATO headquarters.

#### 142.8.4.4 Actions performed as consequences of sponsorship suspension

If mandated by AC/135 as per [142.8.2](#) and [142.8.4.3 \(d\)](#), a number of actions are required to be performed by NSPA and the foreign users of the NSNs assigned by the suspended nation.

Deletion of the suspended nation's data from the NCS database is managed by NSPA in cooperation with the foreign users of the NSNs involved according to the following process:

- (a) NSPA takes over the suspended nation's NCAGE Code management;
- (b) NCBs registered as users of the suspended nation's NSNs perform withdrawal of user registration using their own national codification software;
- (c) NCBs registered as users of the suspended nation's NSNs create their own new replacement NSNs, if needed. Where any of the suspended nation's NSNs have more than one registered user, there must be mutual agreement on who will assign the new NSNs;
- (d) NCBs send the newly created replacement NSNs for inclusion in the NTIR database and inform NSPA;
- (e) NSPA archives all of the suspended nation's NSNs (thereby making them invisible in NTIR database).

#### 142.8.4.5 **Financial consequences of sponsorship suspension**

Depending on the situation, NSPA and AC/135 may receive guidance from NATO headquarters that the suspended nation should receive a partial reimbursement of the fees it has paid for sponsorship services. If a partial reimbursement is authorized, it will be carried out after coordination among the AC/135 secretary, NSPA's Finance Division, and the suspended nation.

If the political situation changes in such a way that a nation whose membership was suspended for political reasons may again be eligible for sponsorship, NSPA will inform AC/135 of the change. Whether the suspension is lifted immediately or at a later time will be based on guidance provided to the AC/135 by NATO headquarters through the International Staff.

#### 142.8.5 **Sponsorship cancellation**

After five years of suspension, the former sponsored country will be deemed to have demonstrated that it is no longer interested in the NATO Codification System. The situation will be raised on the next Main Group meeting, for endorsement by the directors of formal cancellation of sponsorship.

If Main Group endorses the cancellation, the secretary will then inform the nation that its membership of the NCS is revoked.

Regardless of whether the cancellation of sponsorship was for administrative or political reasons, all references or data from this country will then be removed from NTIR database in NMCRL.

If a nation whose sponsorship agreement has been cancelled for non-payment of fees wishes to reactivate its sponsorship agreement, the full approval cycle must be completed in accordance with Paragraphs [142.1](#), [142.2](#) and [142.6](#). This is to include national statements by all NATO members, and NAC approval where appropriate. After all requirements are met, the nation will then be reinstated.

---

## Sub-Section 143 - Assistance to establish codification capabilities (BASELOG Concept)

### 143.1 Purpose

AC/135 Main Group has established the BASELOG Concept, recognising the need for sponsored countries to be assisted in reaching the necessary standards for full participation in the NCS. The BASELOG Concept provides a methodology and procedures for requests for assistance to be received by AC/135 through NSPA and circulated to AC/135 members for evaluation of their capabilities to provide help. By this means a coordinated response from AC/135 can be provided in all cases and support rendered in the most effective manner.

The BASELOG Programme does not preclude the possibility of a nation requesting assistance directly from NATO and other nations on a bilateral basis.

### 143.2 Scope

The BASELOG Concept is available to all of the following countries:

- Sponsored countries; any AC/135 sponsored country is eligible to seek assistance under the BASELOG Concept.
- NATO Partner Nations <sup>(1)</sup>, as defined accordance with NATO general policies on cooperation; any Partner Nation, whether it is sponsored by AC/135 or not, can participate. Partner Nations interested in participating are encouraged to seek Sponsorship.
- NATO countries; any NATO country is eligible to participate in the BASELOG Programme.

For codification assistance supported through the BASELOG Programme to be effective, it is necessary for a client country to adopt an “intelligent customer” approach. A client country should fully specify details of the problem that needs to be resolved or the area of business and organization for which assistance is required.

### 143.3 Types of assistance

#### 143.3.1 Workshops, seminars

Workshops and seminars are conducted to convey information about the NCS to nations who are considering adopting this system and to discuss how the NCS may fit into a nation's logistics concepts. AC/135 may support such a requirement with a single representative, a few representatives or high level representation depending on the scope of the workshop or seminar. In some cases AC/135 will seek remuneration for this service.

#### 143.3.2 Bilateral assistance

In some cases it will be possible for a client country, which has a well-defined codification concept and strategy already developed, to find a requirement that is covered fully by specific services offered by a NATO country. If a single country can provide the type and degree of support required in order to meet the need, the detailed arrangements for investigation and implementation of the solution will be a matter for bilateral agreement between the client and NATO countries.

Information about training capabilities of participating nations can be found at the AC/135 web site at [www.nato.int/codification](http://www.nato.int/codification) , rubric “Training”.

---

<sup>(1)</sup> Partner nations are nations having established a cooperation programme with NATO including Partnership for Peace (PfP), Mediterranean Dialogue (MD), Istanbul Cooperation Initiative (ICI) or other nations approved by NAC for cooperation with AC/135.

143.3.3 NATO coordinated assistance

In other instances it may prove necessary for a combination of NATO country capabilities to be deployed in order to provide an adequate solution. For these responses one of the participating NATO countries or NSPA will take the lead in coordinating efforts between the requesting country and the providing countries.

143.4 **BASELOG Procedures**

143.4.1 Subscription procedures

A country can initiate requests for support from the BASELOG Programme through a simple request to the AC/135 Secretary at NSPA:

NATO Support and Procurement Agency (NSPA)  
Codification Support Section (LD-ED)  
Attn: AC/135 Secretary  
L-8325 CAPELLEN  
LUXEMBOURG  
E-mail: [ac135secretary@nspa.nato.int](mailto:ac135secretary@nspa.nato.int)

143.4.2 Questionnaire

If a client country has not answered a questionnaire when applying for Sponsorship (see [ANNEX D](#) to this chapter), the Secretary will prepare a questionnaire for the country to determine the state of its codification capabilities and the links to the national logistics systems. The information of the questionnaire is distributed to NATO countries that are potential BASELOG service providers.

143.4.3 Where a single provider country is selected the arrangement of a bilateral agreement covering the specified project or service will be negotiated directly between the parties. Payment for service provision will form part of that agreement.

143.4.4 Where a NATO coordinated assistance is selected all financial arrangements will be on a bilateral basis with the individual NATO countries involved.

143.5 **Reporting**

143.5.1 Nations seeking information and guidance on the implementation may approach several NATO nations for this information at the same time. It is in the interest of AC/135 to avoid duplication of efforts and, where possible, to present a coordinated approach for these nations. NATO countries involved in providing bilateral assistance to non-NATO countries should therefore report to AC/135 Main Group once a year. The report should cover the following areas:

- Details of support;
- Details of formal project start;
- Estimation of completion date;
- Description of project status;
- Description of project problems and difficulties or lessons learned which might be taken into account in dealing with future requests for BASELOG support.

143.5.2 The reports are to be submitted bi-annually in time for consideration by the AC/135 Main Group and should reach the AC/135 Secretary not later than 6 weeks before each AC/135 Main Group meeting.

143.5.3 **Instructions for completion of NATO Form AC/135-No 33  
"BILATERAL SUPPORT TO BASELOG CLIENTS"**

Block	Instructions
1	Indicate the “3-letter” Country Code of the reporting NCB according to ISO 3166-1 and as listed in <a href="#">CodSP-3</a> (see Note*).
2	a) Indicate date and national reference (optional); b) Indicate control number (mandatory) composed of: <ul style="list-style-type: none"><li>- “3-letter” Country Code according to ISO 3166-1 of the requesting NCB/NSPA (e.g. USA);</li><li>- the current Julian date (e.g. 97330) and</li><li>- a serial number (e.g. 01, 02, 03, ....) , the use of digital and alphabetical characters being allowed.</li></ul>
3	Report to AC/135.
4	Detail of the support being given under the headings Codification Services, Consultation Services, Training or other.
5	Formal start date of support project.
6	Estimated completion date of support.
7	Description of project status.
8	Description of project problems and difficulties or lessons learned, which might be taken into account in dealing with future requests for BASELOG support.
9	Remarks not covered in previous entries.
10	Signature of the responsible authority.

---

\* Note: NSPA having no NATO code, will be referred to as “NSPA”

**NATO CODIFICATION SYSTEM - SYSTÈME OTAN DE CODIFICATION**  
**BILATERAL SUPPORT TO BASELOG CLIENTS /**  
**SUPPORT BILATÉRAL DES CLIENTS BASELOG**

<b>1</b> FROM / DE		<b>3</b> TO / POUR							
<b>2</b> REFERENCE / RÉFÉRENCE		DATE		ISO COUNTRY CODE / CODE ORG		JULIAN DATE / DATE JULIENNE		SERIAL No. / N° SÉRIE	
<b>4</b>   DETAIL OF SUPPORT / RENSEIGNEMENTS SUR LE SOUTIEN									
<b>5</b> PROJECT START / DÉBUT DU PROJET					<b>6</b> COMPLETION DATE / DATE D'ACHÈVEMENT				
<b>7</b>   PROJECT STATUS / ÉTAT D'AVANCEMENT DU PROJET									
<b>8</b>   DESCRIPTION OF PROJECT PROBLEMS / DESCRIPTION DES PROBLÈMES DU PROJET									
<b>9</b>   REMARKS / REMARQUES							<b>10</b> SIGNATURE		

NATO FORM AC/135-No 32

(03.01)

FORMULAIRE OTAN AC/135-N° 32

## **Sub-Section 144 – Allocation of national CAGE codes to Tier 1 countries**

### **144.1 Purpose**

A Tier 1 Sponsored country can allocate national NCAGE codes and maintain a cross reference to the corresponding NCAGE codes with S\*\*\*# structure, which will be used in NCS and NMCRL until the sponsored country reaches Tier 2 status. The sponsored country will participate in the quality control of all NCAGE information from that country.

The purpose of introducing this possibility is to facilitate the change from NCAGE codes with S\*\*\*# structure to NCAGE codes with national structure when a Tier 1 country is granted Tier 2 status. The national NCAGE codes will not be used in NCS data exchanges and they will not appear in NMCRL except in cases where Tier 1 data has been accepted for inclusion into NMCRL. In such cases, the data will be marked.

### **144.2 Procedures**

A Tier 1 country can allocate national NCAGE codes.

A Tier 1 country wishing to assign national NCAGE codes will inform NSPA accordingly. NSPA will produce a listing of all NCAGE codes (S\*\*\*# structure) information pertaining to the Tier 1 country and ask the country to verify and validate the information in this file. When the national information has been reconciled with the NCAGE codes (S\*\*\*# structure) information, the Tier 1 country will allocate national NCAGE codes to all the existing NCAGE codes (S\*\*\*# structure) and will maintain a cross-reference file between the two sets of codes. NSPA will inform the Tier 1 country maintaining the cross-reference file on a regular basis about newly assigned NCAGEs (S\*\*\*# structure).

The Tier 1 country is responsible for the maintenance of the cross-reference file.



## Section 150 – NATO Standardization Agreements (STANAGs) on Codification

AC/135 is responsible for the following STANAGs:

- [STANAG 3150](#) : Codification – Uniform System of Supply Classification.
- [STANAG 3151](#) : Codification – Uniform System of Item Identification.
- [STANAG 4177](#) : Codification – Uniform System of Data Acquisition.
- [STANAG 4199](#) : Codification – Uniform System of Exchange of Materiel Management Data.
- [STANAG 4438](#) : Codification – Uniform System of Dissemination of Data Associated with NATO Stock Numbers (NSN).

The processing of STANAGs by AC/135 will follow the rules and procedures established by NATO Headquarters as outlined in Allied Administrative Publication AAP-03 - Directive for the Production, Maintenance and Management of NATO Standardization Agreements (STANAGs) and Allied Publications (APs).

**STANAG 3150**  
**NATO STANDARDIZATION AGREEMENT**  
**(STANAG)**  
**CODIFICATION**  
**UNIFORM SYSTEM OF SUPPLY CLASSIFICATION**

Related Documents: STANAG 3151 - Codification - Uniform System of Item Identification  
ACodP-1 - NATO Manual on Codification

**AIM**

1. The aim of this agreement is to provide a uniform system of supply classification for use by the Armed Forces of the NATO countries.

**AGREEMENT**

2. Participating nations agree to the following:
  - a. The United States "Federal Supply Classification System" is adopted as the NATO Supply Classification System.
  - b. The NATO Uniform System of Supply Classification, together with the NATO Uniform System of Item Identification (STANAG 3151), forms the basis for the NATO Codification System.
  - c. All signatories participating in this agreement will use the NATO Supply Classification System.
  - d. The NATO Group of National Directors on Codification (AC/135) is accepted as the responsible body to ensure the continuity and the interpretation of the system as described in the NATO Manual on Codification (ACodP-1).
  - e. Maintenance of the NATO Supply Classification System is vested in the United States.
  - f. Rules for decisions on changes are contained in ACodP-1 as maintained by the Group of National Directors on Codification.
  - g. The method and rate of application of this STANAG within each NATO country shall remain a matter of national discretion.
  - h. No signatory will terminate this agreement without three months formal notice to the other signatories.

**IMPLEMENTATION OF THE AGREEMENT**

3. This STANAG is implemented when the provisions detailed in this agreement have been included in the national documentation concerned.

**STANAG 3151**  
**NATO STANDARDIZATION AGREEMENT**  
**(STANAG)**  
**CODIFICATION**  
**UNIFORM SYSTEM OF ITEM IDENTIFICATION**

Related Documents: STANAG 3150 - Codification - Uniform System of Supply Classification  
ACodP-1 - NATO Manual on Codification

**AIM**

1. The aim of this agreement is to provide a uniform system of item identification for use by the Armed Forces of the NATO nations, as well as AC/135 sponsored countries<sup>(1)</sup>.

**AGREEMENT**

2. Participating nations agree to the following:
  - a. The United States "Federal System of Item Identification" is adopted as the basis for the NATO Item Identification System.
  - b. The NATO Uniform System of Item Identification, together with the NATO Uniform System of Supply Classification (STANAG 3150), forms the basis for the NATO Codification System.
  - c. All signatories participating in this agreement will use the NATO Item Identification System.
  - d. The NATO Group of National Directors on Codification (AC/135) is accepted as the responsible body to ensure the continuity and the interpretation of the system as described in the NATO Manual on Codification (ACodP-1).
  - e. Rules and procedures for the NATO Codification System are published in the NATO Manual on Codification (ACodP-1) under the authority of AC/135. Agreements may be entered into between countries to supplement the dispositions of ACodP-1, but they must refer to this Manual and no contradictory dispositions shall be included.
  - f. The considerable interdependence of the system among the NATO nations and AC/135 sponsored countries necessitates a constant co-ordination of interests. Any major development or change envisaged by one partner will therefore be communicated to the other signatories in sufficient time to examine its implications and effects and for establishment of implementation details.
  - g. A uniform stock numbering system, based on the main principle that design control authority countries normally codify their products for all user countries, will be applied. When the main principle cannot be applied, alternative procedures are published in ACodP-1.
  - h. A NATO Stock Number (NSN) of 13 digits in length, composed of a 4 digit NATO Supply Classification Code and a 9 digit NATO Item Identification Number (NIIN) is accepted by

---

<sup>(1)</sup> PO(2001)225 dated 20 December 2001

all signatories for assignment to an item of supply. The 9 digit NATO Item Identification Number is composed of a 2 digit NATO Code for the National Codification Bureau (NCB) plus a 7 digit non-significant number assigned by the individual NCB.

**Example:**

1005	13	123 4567
NATO Supply Classification Code	NATO Code for NCB	Non-significant Number
		NATO Item Identification Number (NIIN) - (Note 1)
NATO STOCK NUMBER (NSN) - (Note 1)		

**NOTE: (1)** Terms used by the United States for US assigned NSNs: "National Item Identification Number" for "NATO Item Identification Number" and "National Stock Number" for "NATO Stock Number".  
To provide recognition at all times of NATO Stock Numbers the 13 digit NSN as illustrated above shall not be separated by supply management codes or other symbols.

- i. It will remain a principle of the NATO Codification System that an item of supply produced in more than one country shall be assigned the same NATO Stock Number when the signatories concerned agree that the items are identical.
- j. The method and rate of application of this STANAG within each NATO nation shall remain a matter of National discretion.
- k. No signatory will terminate this agreement without three months formal notice to the other signatories.

**IMPLEMENTATION OF THE AGREEMENT**

- 3. This STANAG is implemented when the provisions detailed in this agreement have been included in the national documentation concerned.

**STANAG 4177**  
**NATO STANDARDIZATION AGREEMENT**  
**(STANAG)**  
**CODIFICATION**  
**UNIFORM SYSTEM OF DATA ACQUISITION**

ANNEX A: Contract Clause Relating to the Supply of Technical Data for Identifying Items of Supply within the NATO Codification System.

Related documents: STANAG 3150 - Codification - Uniform System of Supply Classification.  
STANAG 3151 - Codification - Uniform System of Item Identification.  
ACodP-1 - NATO Manual on Codification

**AIM**

1. The aim of this agreement is to provide the policy for execution of a uniform system of data acquisition for use by the armed forces of the NATO countries and by NATO Agencies in Codification.

**AGREEMENT**

2. Participating countries agree to the following:
  - a. Contracts for the supply of equipment and spare parts will include a clause, or an equivalent contractual instrument, for furnishing on request to the Codification Authority in the country of design or production such Technical Data as may be required for item identification purposes.
  - b. Technical information extracted for codification purposes from manufacturers' documentation may under this agreement be used for national and international governmental transactions. In the event of any part of it being categorized "Commercial in Confidence" such information will not be released outside governmental circles without the written authority of the manufacturer.
  - c. Some national Codification Authorities require that draft item identifications are prepared by the contractor as part of the Technical Data to be delivered under the contract. The extent and form of these draft item identifications is to be agreed between the contractor and the pertinent Codification Authorities with suitable conditions included in the final contract.
  - d. Conditions for the delivery of the Technical Data required for identification of items of supply are to be included in all contracts for equipment and spare parts.
  - e. All signatories participating in this agreement will in their contracts use a contract clause on the lines of the attached Annex A requiring contractors to furnish Technical Data as applicable. The clause may be substituted by equivalent contractual arrangements if so desired, as long as the delivery of proper documentation is guaranteed.
  - f. The method and rate of application of this STANAG within each NATO country shall remain a matter of national discretion.

- g. No signatory will terminate this agreement without three months formal notice to the other signatories.

**IMPLEMENTATION OF THE AGREEMENT**

- 3. This STANAG is implemented when the provisions detailed in this agreement are included in the national documentation concerned.

## **ANNEX A to STANAG 4177**

### **CONTRACT CLAUSE RELATING TO THE SUPPLY OF TECHNICAL DATA FOR IDENTIFYING ITEMS OF SUPPLY WITHIN THE NATO CODIFICATION SYSTEM**

1. In this Clause:
  - a. "Codification Authority" means the National Codification Bureau (NCB) or Authorized Agency for Codification located in the country of design of the item(s) covered by this contract if the contractor is located in a NATO country or in an sponsored Tier 2 country and if the contractor is not located in a NATO country or in an sponsored Tier 2 country the "Codification Authority" will be the National Codification Bureau or Authorized Agency of the country where the "Contracting Authority" is located.
  - b. "Contracting Authority" means the procurement activity of a NATO country or a NATO Management Authority/ Activity.
  - c. "Technical Data" means the engineering drawings, standards, specification and/or technical documentation required to fully identify the items designated by the Contracting Authority to support the equipment covered by the contract.
  - d. "Equivalent contractual instrument" means an agreed formal contractual statement by which a contractor undertakes to furnish technical data in support of codification.
2. Technical Data (comprising drawings, specifications, catalogues or any other information describing the physical characteristics of an item) is required to enable codification to be undertaken for the identification and management of materiel as required by the NATO Codification System (NCS).

The contractor shall make available to the Codification Authority, within the timescales specified, the necessary technical data for all items supplied under this contract. This information can be provided either as 'hard copy' drawings, specifications etc. or, where appropriate and available, via access by the Codification Authority to electronic data held at a specific World-Wide Web site address.

The contractor shall dispatch the data or arrange for access to the data via the web, from sub-contractors or suppliers on request from the Codification Authority within the timescales specified in the contract.

In addition to the initial provision of technical data the contractor shall also provide any updated information on all items specified in this contract resulting from agreed modifications, design or drawing changes as and when these changes are made during the life of the contract.
3. The contractor shall include the terms of this clause or an equivalent contractual instrument in any sub-contract(s) to ensure the availability of technical data to the Codification Authority. If dispatch of the data takes place from the sub-contractor or supplier, the contractor shall provide details of sub-contract numbers or similar to enable the Codification Authority to approach the sub-contractor or supplier direct for the data.
4. In the event of a sub-contract order being placed with a manufacturer in a non-NATO country, the contractor shall be responsible for obtaining the necessary technical data from the sub-contractor/supplier and furnishing it to the Contracting Authority.

5. The Technical Data for codification purposes shall include the name and address of the Design Control Authority(s), the Design Control Authority's drawing or item part number(s), standards/specifications reference number(s) and item name(s), if these elements have not been provided in the Recommended Spare Parts List (RSPL) supplied in the initial provisioning phase, such that contractors will not be misled.
6. If the contractor/sub-contractor or supplier has previously supplied Technical Data for codification purpose on any of the items covered in this contract to the requesting Codification Authority, he is to state this fact and to indicate to which NCB/Codification Agency they were supplied. He shall not under normal circumstances be required to make further supply of the data already provided.
7. The contractor, sub-contractor or supplier shall contact the Codification Authority in his country for any information concerning the NATO Codification System.



## **STANAG 4199**

### **NATO STANDARDIZATION AGREEMENT (STANAG)**

#### **CODIFICATION**

#### **UNIFORM SYSTEM OF EXCHANGE OF MATERIEL MANAGEMENT DATA**

Related documents: STANAG 3150 - Codification - Uniform System of Supply Classification  
STANAG 3151 - Codification - Uniform System of Item Identification  
ACodP-1 - NATO Manual on Codification

#### **AIM**

1. The aim of this agreement is to provide a uniform system of exchange of materiel management data for use by the armed forces of the NATO countries.

#### **AGREEMENT**

2. Participating nations agree to the following:
  - a. The United States System of processing of Materiel Management Data is adopted as the basis for the NATO System of Exchange of Materiel Management Data.
  - b. The NATO System of Exchange of Materiel Management Data forms, together with the NATO Codification System (STANAGs 3150 and 3151), the basis for the NATO Cataloguing System.
  - c. All signatories participating in this agreement will use the NATO System of Exchange of Materiel Management Data.
  - d. The NATO Group of National Directors on Codification (AC/135) is accepted as the responsible body for the policy relative to development, maintenance and interpretation of the system.
  - e. Rules and procedures for the NATO System of Exchange of Materiel Management Data, are published in the NATO Manual on Codification (ACodP-1) under the authority of the Group of National Directors on Codification. Agreements may be entered into between countries to supplement the dispositions of the NATO Manual on Codification but they must refer to that Manual and no contradictory dispositions shall be included.
  - f. The NATO System of Exchange of Materiel Management Data is applicable to all NATO Organizations managing items of supply on behalf of the signatories.
  - g. The NATO System of Exchange of Materiel Management Data is based on the principle that the country codifying an Item of Supply under the rules covered by STANAGs 3150 and 3151 provides the management data to the other user countries and agencies.
  - h. The method and rate of application of this STANAG within each NATO country shall remain a matter for national discretion.
  - i. No signatory will terminate this agreement without three months formal notice to the other signatories.

### **IMPLEMENTATION OF AGREEMENT**

3. This STANAG will be considered as implemented when the provisions detailed in this agreement have been included in the national documentation concerned.

## STANAG 4438

### NATO STANDARDIZATION AGREEMENT (STANAG)

#### CODIFICATION OF EQUIPMENT UNIFORM SYSTEM OF DISSEMINATION OF DATA ASSOCIATED WITH NATO STOCK NUMBERS

Related Documents	STANAG 3151	- Codification - Uniform System of Item Identification
	STANAG 4199	- Codification - Uniform System of Exchange of Materiel Management Data
	ACodP-1	- NATO Manual on Codification

#### AIM

1. The aim of this Agreement is to provide a uniform system for the dissemination of data associated with NATO Stock Numbers (NSNs) for use by the Armed Forces of the NATO countries.

#### AGREEMENT

2. Participating nations agree to the following:
  - a. A NATO country may disseminate to other NATO countries or NSPA its NATO codification and management data associated with the NSNs of Items of Supply codified by that country as provided in the NATO Manual on Codification, ACodP-1, [Sub-Sections 112.2](#) and [132.1](#);
  - b. A NATO country may disseminate to other NATO countries or NSPA its limited rights data and its administrative or procedural data associated with the NSNs of Items of Supply codified by that country or other countries in its discretion;
  - c. A NATO country may disseminate to non-NATO countries its limited rights data, its NATO codification or management data, and its administrative or procedural data associated with the NSNs of Items of Supply codified by that country or other countries as a matter of national discretion;
  - d. A country may disseminate another country's NSN, item name and reference. It shall not disseminate the following:
    - any other NATO codification or management data associated with the NSNs of Items of Supply codified by another country;
    - another country's administrative or procedural data associated with the NSNs of Items of Supply codified by that country or other countries, or
    - another country's limited rights data.

A country may disclose data, to which it has access pursuant to this Agreement, to its governmental civilian and military agencies that require the data for logistics purposes, and to contractors that are subject to non-disclosure agreements and that need access to such data in the performance of their contractual duties in support of such Agencies. NSPA shall not disseminate such data except in accordance with the Memorandum of Understanding Concerning NSPA Services in Support of the NATO Codification System. A country may agree that its data may be disseminated by other countries or NSPA, with such restrictions as it deems appropriate;

- e. The NATO Group of National Directors on Codification (AC/135) is accepted as the responsible body for the policy related to the development, maintenance and interpretation of the uniformity of data dissemination;
- f. Agreements may be entered into between countries to supplement the dispositions of this STANAG and the NATO Manual on Codification, but they must refer to this STANAG and the Manual and no contradictory dispositions shall be included;
- g. The considerable interdependence of the codification system including the dissemination of data, among the NATO countries necessitates a constant co-ordination of interests. Any major development or change anticipated by one country that could affect the dissemination of data as provided by this STANAG shall be communicated to the other signatories so that its implications and effects can be examined;
- h. The NATO System of Dissemination of Data is applicable to all NATO Organizations possessing data associated with NSNs;
- i. Rules for decisions on changes are contained in the NATO Manual on Codification as maintained by the Group of National Directors on Codification;
- j. The method and rate of application of this STANAG within each NATO country shall remain a matter for national discretion;
- k. No signatory will withdraw from this Agreement without three months' formal notice to the other signatories.

#### **IMPLEMENTATION OF THE AGREEMENT**

- 3. This Agreement is implemented when the provisions detailed in this Agreement have been included in the national documentation concerned.

## ANNEX A

### NSPO AGREEMENT No. 1901 :

#### MEMORANDUM OF UNDERSTANDING (MOU) BETWEEN AC/135 GROUP OF NATIONAL DIRECTORS ON CODIFICATION AND NATO SUPPORT AND PROCUREMENT AGENCY CONCERNING NSPA SERVICES IN SUPPORT OF THE NATO CODIFICATION SYSTEM

1. Whereas the Terms of Reference<sup>(1)</sup> for the Group of National Directors on Codification (AC/135), approved by the Conference of National Armaments Directors on 10 June 2014 task AC/135 to develop and maintain NATO Codification System (NCS) policy, procedures and agreements with, inter alia, the aim to engage with NATO bodies and organizations to promote the use of the NCS and to improve operational support or capability development cooperation.
2. Whereas in accordance with the NSPO Charter<sup>(2)</sup> (within Section II : MISSION), NSPO's mission is to provide responsive, effective and cost-efficient acquisition, including armaments procurement; logistics; operational and systems support and services to the Allies, NATO Military Authorities and partner nations, individually and collectively, in time of peace, crisis and war, in order to maximize the ability and flexibility of their armed forces, contingents, and other relevant organizations, within the guidance provided by the NAC, to execute their core missions.
3. Whereas under the NSPO Charter an executive body called the NATO Support and Procurement Agency (NSPA) has been established.
4. Whereas NSPA provides logistic support and services to the NATO Allies, NATO Military Authorities, and partner nations either individually or collectively, or associated, for common NATO Projects.
5. Whereas the Group of National Directors on Codification has established in the Allied Codification Publication (ACodP-1) that:
- The NATO Codification System (NCS) is designed to achieve maximum effectiveness in national and international logistics support.
  - NSPA is considered as the sole NATO Agency participating in and operating the NATO Codification System; all other NATO Agencies should obtain the codification data from NSPA.
6. Whereas AC/135 approved this MOU (REF AC/135-DS(2015)0001 (PFP) dated 6 August 2015) and authorized its Chairman to sign it.
7. Whereas the NSPO ASB approved this MOU (REF AC/338-D(2015)0030-AS1 dated 17 September 2015) and authorized the NSPA General Manager to sign it.
- Now, therefore, the AC/135 Group of National Directors on Codification, acting in the name of its member states, and NSPA agree as follows:

---

<sup>(1)</sup> AC/259-D(2014)0035

<sup>(2)</sup> C-M(2015)0012, Annex 1

## ARTICLE 1 - ABBREVIATIONS

AC/135	The Group of National Directors on Codification
AC/135 HB	The Group of National Directors on Codification Handbook on Aims, Organization and Working Procedures
ACodP-1	NATO Manual on Codification
AP	Allied Publication
NSPA	NATO Support and Procurement Agency
NSPO	NATO Support and Procurement Organization
NCS	NATO Codification System
NSN	NATO Stock Number
STANAG	Standardization Agreement

## ARTICLE 2 - PURPOSE

- 2.1 The purpose of this MOU is to provide the basis upon which NSPA will perform Codification Support Services to the users of the NATO Codification System as specified by AC/135.
- 2.2 Note: The Codification Services to be provided within NSPO for NSPA customers (e.g., under the terms of relevant NSPA Operating Instructions) do not fall under this MOU.

## ARTICLE 3 - RESPONSIBILITIES

- 3.1 Role and Responsibilities of the AC/135
- 3.1.1 The role and responsibilities of the AC/135 are defined by the Group of National Directors on Codification and defined in the Handbook on Aims, Organization and Working Procedures (AC/135 HB).
- 3.1.2 AC/135 has overall responsibility for operating the NATO Codification System, defining and monitoring the services to be provided and the related policies and procedures.
- 3.2 Role and Responsibility of NSPA
- 3.2.1 NSPA, as the executive body of NSPO, will seek approval from the NSPO ASB on all those tasks assigned to it (see 3.2.2 below), including relevant financing, in accordance with established policy and procedures.
- 3.2.2 The tasks to be undertaken by NSPA in support of the NCS shall include:
- 3.2.2.1 creation and operation of files in accordance with decisions taken by AC/135;
- 3.2.2.2 data exchange with the users of the NCS, as far as feasible by use of data communications;
- 3.2.2.3 participation in and co-ordination of codification support for NATO Agencies, NATO Military Commands, and NATO Bodies;
- 3.2.2.4 participation in meetings with AC/135 Main Group, Panels, Working and Task Groups as needed for the establishment and the co-ordination of operating procedures;
- 3.2.2.5 travel on behalf of AC/135 for the purpose of training, marketing, and representation as directed by the Committee through the Main Group.

- 3.2.3 NSPA shall provide to AC/135 an annual report on the tasks performed in accordance with procedures to be defined in the ACodP-1.
- 3.2.4 The tasks listed in sub-paras. 3.2.2.1. through 3.2.2.5. above are elaborated in the AC/135 Handbook on Aims and the annual Programme of Work that AC/135 assigns to NSPA, as may be appropriate.

#### **ARTICLE 4 - NSPA'S RELATIONSHIP WITH AC/135**

- 4.1 NSPA is considered as the sole NATO Agency participating in and operating the NCS on behalf of all other NATO Agencies.
- 4.2 AC/135 and NSPA will establish and maintain such routine contacts with each other and with the effective and potential common users as may be required to provide the agreed support and services.
- 4.3 NSPA will refer to AC/135 for resolution of any conflicting priorities that may arise in the discharge of NSPA responsibilities as assigned under the terms of this MOU.

#### **ARTICLE 5 - PROCEDURES**

- 5.1 Procedures proposed by NSPA for codification support directly related to AC/135 tasks will be subject to AC/135 approval and promulgation in the ACodP-1.
- 5.2 Procedures developed by AC/135, insofar as they refer to actions by NSPA, will be subject to NSPA's co-ordination prior to final approval by AC/135 and promulgation.

#### **ARTICLE 6 - NSPO REGULATIONS AND PROCEDURES**

- 6.1 NSPO Regulations and procedures and Functional Directives will apply, except deviations mutually agreed by AC/135 and NSPO and recorded as amendments in this document.
- 6.2 These Regulations and Functional Directives and procedures will be supplemented whenever necessary by Management Plans and procedures, jointly developed and approved by AC/135 and NSPA.

#### **ARTICLE 7 - SUPPORT AND SERVICES**

- 7.1 The Support and Services to be provided by NSPA within a given year will be agreed between AC/135 and NSPA in due time to allow NSPA to make appropriate manpower establishment and budgetary proposals.
- 7.2 These proposals will be submitted to AC/135 for advice prior to their submission to the NSPO ASB for approval.

#### **ARTICLE 8 - ORGANIZATION**

- 8.1 NSPA will establish, within its Organization and Personnel Establishment, in co-ordination with AC/135, the necessary organizational element to perform the services specified in this MOU.

#### **ARTICLE 9 - FINANCIAL SUPPORT**

- 9.1 NSPA will carry out the tasks under this MOU on the basis of payment of the actual direct and indirect costs incurred.
- 9.2 Those costs will be funded by AC/135 Member nations, both NATO and non-NATO.

**ARTICLE 10 - ALERT AND WAR**

10.1 This MOU shall continue to be implemented in time of NATO Alert and/or War.

**ARTICLE 11 - FINAL PROVISIONS**

11.1 Termination or amendment of this MOU will require 6 month notice by the involved parties and will be implemented provided it:

11.1.1 does not prejudice the execution of current tasks or impact on the continuity of the codification services support required to operate the NATO Codification System;

11.1.2 receives approval by the appropriate NATO Authorities.

11.2 The English and French texts of the MOU shall be equally authentic.

**ARTICLE 12 - SIGNATURE**

12.1 This MOU becomes effective on the date of last signature of the signatories.

For AC/135

Signed at Capellen (Luxembourg)  
on 19 November 2015

Maj. Thierry Vanden Dries

Chairman  
Group of National Directors on Codification AC/135

For NSPA

Signed at Capellen (Luxembourg)  
on 19 November 2015

Michael J. Lyden

General Manager  
NSPA



---

## ANNEX B

### EXAMPLE OF AGREEMENT BETWEEN TWO COUNTRIES (NATION A & B) FOR THE FURNISHING OF CODIFICATION DATA AND SERVICES

This agreement and any subsequent revision, change and/or addition thereto will govern the supply of codification services from the National Codification Bureau of Nation A to Nation B subject to availability and future operational requirements of the National Codification Bureau of Nation A and controlled by the conditions set forth below.

1. The commissioned authority of Nation A reserves the right of withdrawing all or any part of this offer or transaction hereunder at any time prior to delivery, whenever such action is deemed necessary in the interest of Nation A.
2. The Government of Nation B agrees that it will obtain the consent of the Government of Nation A prior to the disposition of, or transfer of possession of the materiel and information furnished under this agreement for its own use. To the extent that information furnished under this agreement may be classified by the Government of Nation A to maintain a similar classification and to employ and maintain all measures necessary to preserve such security, equivalent to those employed by the Government of Nation A throughout a period coequal with that during which the Government of Nation A may maintain security measures. It is understood and agreed that the disclosure of patented and unpatented information under this agreement does not convey any private right which may exist in such information and that all such rights will be respected.
3. Requests for Nation A codification data and codification services shall be forwarded to ..... (full name and address of NCB of Nation A), or such revised address as may be notified from time to time in accordance with the procedures contained in document cited below in paragraph 5.
4. The sole representative of Nation B acting for the ..... for all requests for codification services as well as addressee for the codification data is ..... (full name and address).
5. Requests for codification data and codification services shall be prepared and forwarded in accordance with the rules established in the NATO Manual on Codification (ACodP-1) and its subsequent changes and revisions published by the NATO Support and Procurement Agency -NSPA- under the authority of the Group of National Directors on Codification .
6. It is agreed that no costs will be charged for the codification services supplied under the terms of this agreement. The cost of draft Item Identification prepared in accordance with the requirements of the Codification Contract Clause is, however, the responsibility of the end item manufacturer and is to be included by him in the contract price or as instructed by the purchasing authority.
6. Reimbursement in Nation A currency for ..... (state what is required) furnished under this agreement will be made directly to the Government of Nation A. Costs will be accumulated and Nation B will be billed for payment on a ..... (delay) basis. Such bills will be due and payable upon receipt. A 60-day notice will be given by Nation A prior to effecting a price change in the costs charged for furnishing of codification services and codification data by NCB. The prices are specified in .....(quote document).

for acceptance

(Authority of Nation A)

(Authority of Nation B)

Date:

Date:

Signature:

Signature:

**ANNEX C**  
-  
**SPONSORSHIP AGREEMENT**  
**BETWEEN**  
**THE NATO GROUP OF NATIONAL DIRECTORS ON CODIFICATION (AC/135)**  
**AND**  
**A NATION OR INTERNATIONAL ORGANIZATION<sup>(\*)</sup>**  
**FOR AFFILIATION WITHIN**  
**THE NATO CODIFICATION SYSTEM (NCS)**

In the context of the Partnership Initiative of the Conference of National Armaments Directors (CNAD), the NATO Group of National Directors on Codification - Allied Committee 135 (AC/135) - is dedicated to sharing experience and knowledge of the NATO Codification System (NCS) with Partner countries. This AC/135 Sponsorship Programme, operated under CNAD supervision, provides non-NATO countries with a unique cooperation framework for participating in and benefiting from the use of the NCS.

The NATO Group of National Directors on Codification (AC/135) and *<The applying NATION>* have agreed the following :

1. The *<Name of the Commissioned Authority>* is the sole authorised representative of *<Applying NATION>* acting for the purpose of implementing this Agreement and for all requests for sponsored services. The *<Name of the Commissioned Authority>*, situated in *<Complete Name and Address of the Commissioned Authority of applying NATION>*, is recognized as the National Codification Bureau (NCB) of *<Applying NATION>*.
2. This Agreement and subsequent revisions or additions govern the exchange of codification data and services between *<The applying NATION>* and AC/135.
3. *<The applying NATION>* accepts and will abide by the principles of the NCS as set out in Standardization Agreements 3150, 3151, 4177, 4199 and 4438, as well as the policies and procedures contained in the NATO Manual on Codification (ACodP-1).
4. To receive codification data and services, the NCB of *<Applying NATION>* shall enter into separate bilateral Agreements with the appropriate NCBs of NATO countries that require such an agreement. ACodP-1, Chapter 1 lists those countries.
5. *<The applying NATION>* is invited to use the BASELOG Programme as described in ACodP-1, Chapter 1. This may require a separate bilateral agreement with the NATO country that provides the requested services. The terms of payment for these services shall be specified in the bilateral agreement(s). As a rule, pre-financing shall not be required unless otherwise specified in the bilateral agreement(s) for the said services.
6. Requests for sponsored services shall be prepared by the NCB of *<The applying NATION>* and forwarded to the AC/135 Secretariat in accordance with the rules established in the ACodP-1.
7. Sponsored services shall be provided for the purpose of this Agreement in accordance with ACodP-1, Chapter 1. They include, but are not limited to:
  - a) allocation of NATO Commercial and Governmental Entity (NCAGE) codes with S\*\*\*\*# structure to vendors/manufacturers located in non-NATO countries;

---

<sup>(\*)</sup> Hereafter, the term "Non-NATO" countries shall also be understood to include "International Organizations"

- b) allocation of national CAGE codes on behalf of the NCB of <The applying NATION> (on request);
  - c) provision of copies of AC/135 documents;
  - d) publication of national codification data in the NTIR database inNMCRL etc.
8. In accordance with the procedures contained in ACodP-1, the AC/135 Secretariat shall forward all requests it receives from <The applying NATION> to NATO countries and/or the NATO Support and Procurement Agency (NSPA), and forward the results of such requests to the NCB of <The applying NATION>.
  9. The NATO Automated Business System (NABS) is the prime source of AC/135 official documents published by the AC/135 Secretariat under the authority of AC/135, and is available to <The applying NATION> under terms specified in the Codification Support Publication (CodSP).
  10. Reimbursement in EURO (EUR) for services furnished under this Agreement shall be made directly to the AC/135 Secretariat under the payment terms specified in the CodSP. Invoices shall be paid within six months of the invoice date. Failure to do so will lead to suspension of the sponsorship agreement.
  11. In the event of any dispute regarding interpretation or implementation of this Agreement, representatives of <The applying NATIO> and AC/135 will consult and cooperate with each other to resolve any problems and will not refer such matters to an international tribunal or a third party for settlement.
  12. This Agreement is entered into in <one of the NATO official languages>. In the event of a conflict between that agreed <NATO official language> text and any later translations of that text into any other language, the former shall prevail.
  13. This Agreement will come into effect on the date of the last signature. It may be amended at any time subject to mutual consent. It will remain in effect until either signatory notifies the other of its intention to withdraw from this Agreement giving at least 6 months' notice of the proposed termination date. If either signatory withdraws from this Agreement, any codification activities then in progress will continue until their conclusion.

For <The applying NATION>

For the NATO Group of National Directors  
on Codification (AC/135)

<Authority of the Applying NATION>

Chairman AC/135

Date

Date

Signature

Signature

## ANNEX D

### QUESTIONNAIRE FOR NATIONS APPLYING FOR AC/135 SPONSORSHIP AT TIER 1 LEVEL

1. How do you register and account for items of supply in your logistics systems?
  - a. Use NATO Stock Number (NSN) as major identifier;
  - b. Use a national designed number as major identifier;
  - c. Use something else. (Please specify).
2. Do you have a central record of all manufacturers/suppliers of items of supply?
3. Do you have a system for allocating identification codes (like NCAGE codes) for manufacturers/suppliers of items of supply?
4. Do you have a national authority that is responsible for identification of items of supply and who allocates identification numbers for Items of Supply (IoS) that are registered in your logistics systems?
5. Do you use manufacturer's part numbers to reference supply items to a stock numbers or do you use another method?
6. Do you have a single organization within the Armed Forces that is responsible for development of your codification system?
7. Which organization has the authority to act on behalf of all the Armed Forces in your nation?
8. Are they responsible for international cooperation in codification matters?
9. Are they empowered to settle invoices from AC/135?
10. Please note the Name, Address, telephone number and e-mail address of the person or authority that will act as point of contact (POC) for the AC/135.
11. If you do not yet have a single, centralized cataloguing agency/site within your country, are you planning to establish one? If yes, will it be controlled by one of the military services or centralized by the Ministry of Defence or Department of Defence?
12. What are your reasons for applying for AC/135 Sponsorship?
13. Do you intend to develop your codification capabilities to achieve Tier 2 level sponsorship?
14. Do you intend to develop or acquire a codification tool to perform codification of items of supply in accordance with the rules in the NATO Codification System?
15. Do you intend to use the NSN as the national identifier of items of supply in all your logistics systems?

## ANNEX E

-

### CERTIFICATION PROCEDURE TIER 2

#### Upon receipt of a request for Tier 2 sponsorship :

- The AC/135 Secretary distributes the request to all NATO countries seeking their indication of support for Tier 2 sponsorship and their input as to the reliability of the requesting country in terms of codification. NATO nations are invited to submit to NSPA, Codification Support Section (LD-ED), any information they possess on the codification system and processing of the requesting country within 6 weeks.
- If all members give their support for Tier 2 sponsorship, the Chairman of AC/135 Panel A will advise the country making application that a technical evaluation is to begin. He/she will also advise the applicant country of the need to put in place the necessary Bilateral Agreements, in accordance with [sub-paragraph 142.6.2](#), prior to formal acceptance as a Tier 2 member.
- NSPA will obtain from the requesting country the necessary information on their organizational structure and working procedures to evaluate their reliability in terms of management of the NATO Codification process. Similarly, NSPA will obtain from the requesting country detailed information on their data processing system and their electronic data transfer capabilities. This information will be evaluated to arrive at appropriate recommendations to AC/135 Panel A on the acceptability of the requesting nation for Tier 2 Sponsorship.
- The questionnaire at [Appendix 1 to ANNEX E](#) will be used to obtain the majority of the required information.
- NSPA will also obtain from the requesting nation the necessary data to perform detailed testing on its compliance with the NCS rules and procedures. The principles of the tests are defined in [Chapter IV, Annex H](#). NSPA will use the AC/135 Automated Testing Tool (ATT) system to perform these tests and provide a detailed record of the results which will be used to render its recommendations to the Panel.
- Should any doubt be raised in Panel A on the processing capability of the requesting country, an Audit team will be formed to evaluate the technical readiness of the requesting country and make recommendations to the requesting country to resolve the encountered problems.
- Should a site visit to the requesting nation's NCB be deemed necessary, NSPA will seek the participation of at least one Representative from the Audit team.
- AC/135 Panel A will make an appropriate recommendation to the AC/135 for discussion at their next meeting.
- The Chairman of AC/135 Main Group will advise the requesting nation of the decision taken by AC/135. When all Tier 2 criteria have been met, including the establishment of Bilateral Agreements with those NATO members listed in [paragraph 142.5](#), a letter from the Chairman of AC/135 Main Group will be appended to the original Sponsorship Agreement and shall be considered the authority for Tier 2 sponsorship.

## APPENDIX 1 to ANNEX E

### TIER 2 CONVERSION

After the AC/135 has taken the decision that the certification procedure outlined in [Annex E](#) is completed:


- The new Tier 2 sponsored NCB takes over the authority of assigning national NCAGE codes for organizations located in the Tier 2 country. All NATO and Tier 2 sponsored countries shall forward their NCAGE requests for such organizations directly to the new Tier 2 nation's NCB. NSPA updates the AC/135 NCAGE Code Request Tool (NCRT) described in Chapter II, [paragraph 243.1.1](#) to redirect requests to the NCB of the new Tier 2 country.
- The new Tier 2 nation shall transmit national NCAGE Data Full File and NSN data Full File to NSPA in accordance with [CodSP-60](#) on NMCRL production.
- NSPA will work with the new Tier 2 country to convert all NCAGE codes with S\*\*\*# structure from companies located in that country to its NCAGE codes with a national structure. This implies that the national NCAGE codes assigned by the country prior to Tier 2 sponsorship will be added to the NATO consolidated NCAGE file and that discrepancies between NCAGE codes with S\*\*\*# structure and these national NCAGE codes will be resolved with a view to cancelling all NCAGE codes with S\*\*\*# structure originating from that country.
- Within 30 days after a new Tier 2 country's NCAGE codes with S\*\*\*# structure are converted to national NCAGEs, the country will inform by letter or e-mail message each of the companies whose codes are converted of their new NCAGE code assignment. The letter should also explain why the companies' NCAGEs were changed.
- NCBs should update their Reference Data records to reflect the Tier 2 country's new status. NSPA will supply all NATO and Tier 2 nations with a list of NCAGE codes with S\*\*\*# structure that have been superseded, and NCBs are responsible for amending reference numbers as per established RNAAC expectations<sup>1</sup>. In case the reference with an NCAGE code with S\*\*\*# structure was listed as obsolete (RNVC 9 and RNSC B) prior to NATO or Tier 2 conversion, it is not necessary to add the replacement NCAGE as an additional obsolete reference.
- NSPA distributes a list of potential duplicates of NSN for items manufactured in the new Tier 2 country assigned in a NATO/Tier 2 country and in the new Tier 2 country before this country reached Tier 2 status. These NSNs are termed "Legacy Duplicates".
- Legacy Duplicates can be defined (see [Section 610](#)) as:
  - NSN created by a NATO or sponsored Tier 2 nation, in the absence of a codifying NCB in the nation where the design rights are held, at the time of codification. Duplication occurs when the NCB of the design control authority allocate an NSN for the same item.
- Where NSNs are known to conform to this condition the following should be adhered to:
  - Nations agree to cancel Legacy Duplicates in favour of the NSN created by the NCB where the Design Control Authority (DCA) resides on a bilateral/multilateral basis;
  - Any extant NSN(s) remaining as a result of cancellation of Legacy Duplicates must be of equal or better quality than the cancelled NSN;

---


<sup>1</sup> Principally the RNAAC of the reference is responsible for amending the reference. If RNAAC is not a registered user of the NSN the responsibility is with the NIIN owner.


- NSPA will monitor these known “Legacy Duplicate” NSNs to see if the number reduces and report to Panel A.
- NMCRL must be used to ensure thorough screening prior to NSN creation.
- No retrospective re-codification should occur when a nation moves from Tier 1 to Tier 2 unless agreed between nations on a bilateral/multilateral basis.
- All NATO and sponsored countries shall request new codification of items designed in the new Tier 2 nation at their respective NCB.
- All NATO and sponsored countries shall register themselves as users of items codified by the new Tier 2 nation as needed.
- All nations agree to the “one item / one NSN” principle.

**APPENDIX 2 to ANNEX E**  
-  
**TIER 2 SPONSORSHIP CHECKLIST**

Action Required	By whom	Applicable Procedure	Reviewing Authority / Remarks	
<b>1. APPLICATION :</b>				
a) Application for Tier 2 sponsorship to the secretary AC/135	Candidate nation	ACodP-1, Chapter I, <a href="#">Sub-paragraph 142.6.2</a>	Main Group: NATO, Tier 2 nations have 6 weeks under silence procedure to comment	
b) Fulfill prerequisites (TIR, NMCRL, NMBS, NABS)	Candidate nation	ACodP-1, Chapter I, <a href="#">Sub-paragraph 142.6.2</a>	NSPA	
<b>2. CERTIFICATION :</b>				
a) Indication of support	<ul style="list-style-type: none"> <li>• NSPA</li> <li>• All NATO, Tier 2 nations</li> <li>• Candidate nation to attend NABS training provided by NSPA</li> </ul>	<ul style="list-style-type: none"> <li>• ACodP-1, Chapter I, <a href="#">Annex E</a></li> <li>• <a href="#">Sub-paragraph 142.6.2</a></li> </ul>	Main Group, NSPA	
b) Bilateral Agreements	<ul style="list-style-type: none"> <li>• Candidate nation</li> <li>• NATO nations (see Table in sub-paragraph 142.5.1)</li> </ul>	<ul style="list-style-type: none"> <li>• ACodP-1, Chapter I, <a href="#">Annex E</a></li> <li>• <a href="#">Paragraph 142.5</a></li> </ul>	AC/135 Secretary:	
c) Compliance Testing	<ul style="list-style-type: none"> <li>• Candidate nation</li> <li>• Panel A</li> <li>• NSPA</li> </ul>	<ul style="list-style-type: none"> <li>• ACodP-1, Chapter I, <a href="#">Annex E</a></li> <li>• <a href="#">Sub-paragraph 142.6.2</a></li> <li>• Chapter V, <a href="#">Annex H</a></li> </ul>	Main Group tasks Panel A to conduct testing	
d) Fulfill Criteria: Achieving Tier 2	Candidate nation	ACodP-1, Chapter I, <a href="#">Annex E</a>	Chairman Main Group	



Action Required	By whom	Applicable Procedure	Reviewing Authority / Remarks	
e) Agreement to follow HoA, ACodP-1 and CodSP rules (includes software business rules, agreement to follow STANAGs)	Candidate nation	<ul style="list-style-type: none"> <li>• HoA “Quality Charter”, ACodP-1 “General Preface”, and the individual STANAGs, and page 24 of the NCS Quality Process Manual</li> <li>• Maintain CodSP tables</li> </ul>	Chair Main Group on recommendation from Chair Panel A	
f) Maintain an audit trail of codification decisions	Candidate nation	Nation to provide example of audit trail on items relating to NCS	Chairman Main Group	
g) Assert NCB director has authority to make decision	Candidate nation	NCB Directors have the authority to make decisions on behalf of their nations (understanding that internal coordination is sometimes necessary)	Chairman Main Group	
h) Maintain data	Candidate Nation	Continuously monitor and improve MIS, ACodP-1, <a href="#">Section 477</a>	Chairman Panel A	
i) Regularly attend Panel A and Main Group	Candidate Nation	All countries should attend each Panel A and Main Group and actively participate. On rare occasions countries cannot participate, countries will review agenda and decision sheets and comment as required	Chairman as applicable	
j) Process to add/maintain NATO Commercial and Government Entity (NCAGE) Codes	Candidate Nation validates requests for NCAGE codes with S****# structure and assigns NCAGE codes	In accordance with ACodP-1, <a href="#">Sub-Section 242</a>	Chairman Panel A / NSPA	
k) Establish or obtain repeatable training for staff	Candidate Nation	In accordance with AC/135 Quality Process Manual (QPM) page 26	Assert to Main Group Chairman	

	Action Required	By whom	Applicable Procedure	Reviewing Authority / Remarks	
	l) Capable to maintain software synchronization with NCS system (includes XML)	Candidate Nation	ACodP-1, Chapter 1, <a href="#">Sub-Section 135</a> and ACodP-1, Chapter 5 <a href="#">Annex H</a>	Panel A / with NSPA testing	
<b>3. CONVERSION :</b>					
	a) NCAGE codes from structure S***# to a national structure	<ul style="list-style-type: none"> <li>• New Tier 2 nation</li> <li>• NSPA</li> </ul>	ACodP-1, Chapter I, <a href="#">Appendix 2 to Annex E</a>	<ul style="list-style-type: none"> <li>• New Tier 2 nation: Info to companies</li> <li>• NSPA: List of NCAGE codes with S***# structure</li> </ul>	
	b) Update Reference Data	<ul style="list-style-type: none"> <li>• NSPA</li> <li>• NCBs</li> </ul>	ACodP-1, Chapter I, <a href="#">Appendix 2 to Annex E</a>		
	c) Legacy Duplicates	<ul style="list-style-type: none"> <li>• New Tier 2 nation</li> <li>• NSPA</li> <li>• NCBs</li> </ul>	ACodP-1, Chapter I, <a href="#">Appendix 2 to Annex E</a>	NSPA: List of duplicates	

## ANNEX F

### REACHING FULL CODIFICATION CAPABILITY Responsibilities and requirements of a TIER 2 nation

Joining the codification level Tier 2 is a great achievement. However, with powers come responsibilities.

This short guide is here to help you comprehend what it takes to achieve full functionality as a National Codification Bureau (NCB) and identify if you truly qualify for this next step.

#### THE RESPONSIBILITIES OF A TIER 2 NATION

A nation aspiring to reach full codification capability must ensure that it has what it takes to bring value to the NATO Codification System (NCS) as a whole.

The purpose of this section is to present what is expected from a Tier 2 nation, as well as help you assess whether your NCB is mature enough to progress to Tier 2 or should remain at Tier 1 for the time being.

*Please also remember that the sponsorship program of a Tier 1 or Tier 2 nation is a mutual commitment between AC/135 and the sponsored nation. This commitment involves obligations for both parties to the sponsorship agreement and failure to meet them may lead to the sponsorship agreement being rescinded by AC/135 Main Group.*

#### 1. INITIAL MOTIVES

It is advised that an NCB must clarify their initial motivations to Main Group before attempting to reach Tier 2 status. The tasks and responsibilities of a Tier 2 nation are significantly heavier than those of a Tier 1 nation. “Prestige”, “status” or “industry showcase” for instance, are not sufficient motives to make your organization a good contributor to the NCS.

#### 2. PREREQUISITES

In order to safeguard the quality of the data and functioning of the NCS, aspiring Tier 2 nations must meet the minimum criteria:

- Being at Tier 1 level for at least three years before applying;
- Total Item Record (TIR) data file of the NCB must include a set of national NSNs representing a minimum volume of 1% of the total number of References already codified by the NATO and TIER 2 nations (NCAGE codes with structure S\*\*\*#), this volume corresponding to a minimum of 500 NSNs;
- Error rate measured by the Management Information System (MIS) shall be less than 10;
- National NSNs and NCAGEs have to have been integrated in the NMCRL for a minimum period of 6 months;
- You must have all the required bi-lateral agreements signed;
- You must be perfectly connected to the NATO Mailbox System (NMBS) and NATO Automated Business System (NABS).

The nation is expected to collaborate with Panel A chair, Panel A and NSPA to have its codification system tested.

*For more information, please refer to ACodP-1 – [section 142.6.2 “Tier 2 Sponsorship”](#)*

### **3. AC/135 MEETINGS ATTENDANCE**

The AC/135 may invite Tier 2 nations to participate in Main Group and Panel A meetings, as well as sub-groups.

- A Tier 2 Nation is expected to be present and duly represented at those meetings, following the direction of the AC/135 secretariat (maximum number of people attending);
- It is also expected to participate and to contribute for the community in those meetings:
  - Being active on NABS and preparing the meeting ahead to get solid understanding on current issues;
  - Comment on documentation, provide insights and value on topics when applicable;
  - Participate actively in discussions during the meeting.

### **4. DATA QUALITY AND MAINTENANCE**

The codification process of a Tier 2 nation is significantly more important than the one of a Tier 1 nation.

Early in the process, the nation will have to:

- Have all NCAGES codes with structure S\*\*\*# converted in NCAGE codes with the national structure within 6 months;
- Check its current codification methodology and have it match the NCS standards equally;
- Remove and clean all duplicates.

Data quality is being one of the priorities of AC/135, the nation is expected to participate in the multiple Data Quality measures and rank in the best possible way in the AC/135 Management Information System (MIS) data quality reports.

The nation will have to report on its MIS results and communicate progress on its improvement plan.

## REACHING NCS FULL CODIFICATION CAPABILITY - TIER 2 PROCESS

### 1. TOWARDS TIER 2

Reaching full codification capabilities requires the following proficiencies:

#### a. ESTABLISH YOUR NCB & SOLID CATALOGING ORGANIZATION

As a Tier 1 sponsored nation, the first step for the sponsored country is to establish its National Codification Bureau (NCB).

The NCB will be the unique national point of contact and represent and consolidate all codification activities, nationally and internationally.

Good to know:

- A National Codification Bureau (NCB) varies in size and scope depending on the size and complexity of equipment inventory, logistics requirements and national industry;
- It may take several years to establish a codification system in a country, depending on the complexity of the project, the size of the nation's military industrial capability and the willingness of the organisation to commit funds and appropriately skilled staff. During this period, the country may need assistance from countries having already established a codification system. Contact AC-135 secretary to request assistance.

An early designation of the NCB greatly facilitates this process.

Establishing your NCB will be the task of your core team of codification experts. These individuals will be able to help you understand the size and specificities of your future NCB. In many cases, you will need to consult with other NCBs and utilize documents such as the Tier 1 to Tier 2 Audit Guide to identify features such as:

- Personnel requirements and roles for a National Bureau
- Funding establishment and responsibilities
- Establishing the best command chain
- Identifying and acquiring Computer Hardware and Information Systems
- Provision or production of supporting documentation including:
  - Standard operating procedures (SOPs)
  - Business continuity plans (BCP)
  - Quality plans
  - Bi-lateral agreements
- Training
- Implementation timeframe
- National and international liaisons

Remember that the director of the NCB shall be able to sign on behalf of the Minister for all NCB tasks and must have the authority to commit its nation to an AC/135 agreed procedure.

## **b. ADAPT YOUR NATIONAL REGULATIONS TO NATO CODIFICATION**

This requirement is crucial for future cohesion. Eventually, you should be able to do the following:

- Determine the degree of application of existing NATO Stock Numbers (NSN) to items of supply used by the country;
- Use NCAGE codes as the main identifier for national manufactures and suppliers;
- Use (and also request) international NSNs as the main item identifier
- Use combinations of NCAGE codes and Reference Numbers in your national system for item identification;
- Coordinate any changes with national downstream systems such as ERPs.

## **c. ESTABLISH COMMUNICATION CHANNELS**

You will have to establish connection with the codification communication tools:

- The NATO Mailbox System (NMBS) for data exchange;
- The NATO Automated Business System (NABS) for documentation, publication and meeting agenda;
- AC/135 Management Information System (MIS) for data quality management;
- Generic e-mail accounts for communication with other NCBs on different codification tasks.

## **d. SET UP YOUR CODIFICATION TOOL**

Your codification tool will be your main gateway to codification data and you should chose it wisely.

Several options exist so, take your time and gather the right information to make a sound decision. The options you will have available to you will include amongst others:

- Write your own codification tool which operates in accordance with all of the requirements of the ACodP-1 and can be continually updated and supported;
- Purchase a commercial tool specifically designed to allow your NCB to operate and which is fully supported to maintain compliance with the ACodP-1;
- Negotiate with another country to obtain the use of a copy of their own domestic codification tool which they will keep up to date.

Then, you can proceed with:

- Preparing Statement of Work in line with ACodP-1;
- Configuration of testing parameters into testing environment;
- Complete procurement process in order to deploy codification tool operated by the NCB and connected to the international and national exchange of data.

The codification tool should allow the following actions:

- Assignment of NSNs;
- Assignment of NCAGE codes;
- Process data exchange in accordance with ACodP-1;
- Allow for Descriptive and Reference Identifications;
- Maintenance of national NSNs and NCAGE codes;
- Make codification data available for all national logistics systems defined by the NCS.

Your codification system must be able to interface with your national logistics system. The codification data will then be made available to the national logistics system as the source of equipment master data. This process requires coordination with all of the military logistics systems of a nation, to both upload data and to be able to internationally publish data for which your NCB is responsible.

For this purpose, you will register national users on existing NSNs and send requests for user registration via NMBS.

## **2. UNDERSTANDING THE TWO-WAY DATA EXCHANGE AS TIER 2 NATION**

Prepare for international and national exchange of data by:

- Assigning NCAGE codes to national entities;
- Requesting AC/135 Tier 2 sponsorship;
- Responding to compliance (See Chapter 4 Annex H) and in line with the Tier 1 to Tier 2 Audit guide requirements.

Once all testing and compliance measurements have been undertaken, the AC/135 will be required to verify your capability and determine whether you are ready to start transacting as a Tier 2 nation.

### **3. OPERATING AS TIER 2**

#### **a. PERFORMING AT FULL CODIFICATION CAPABILITY, AS TIER 2**

Once a nation is approved as a Tier 2 nation, it can begin to undertake the following tasks in support of the NATO Codification System:

- Verify country contributions, NMCRL and Raw Data fees are paid in full;
- Daily exchange of codification data internationally – NMBS;
- Maintenance of foreign NSN and NCAGE codes in your national codification tool;
- Coordinate requests for codification with focus on availability of technical documentation;
- Respond to requests for national NSN maintenance;
- Act as Point of Contact for national defence industry, your NCB becomes a focal Subject Matter Expert on codification in your country;
- Representation of your country at AC/135 meetings;
- Provide full national NSN and NCAGE data for inclusion into the NATO Total Item Record & NATO Master Catalogue of References for Logistics (NMCRL);
- Define national procedures including the assignment of NCAGEs and requesting foreign NCAGE data via the NCAGE Code Request Tool (NCRT)
- Define procedure for descriptive codification and assignment of national NSNs in particular;
- Coordinate with manufacturers on documentation; Coordinate with material managers;
- Maintain CodSP tables.

#### **b. SYSTEM ADMINISTRATION**

- Maintenance of system support files;
- Raw data maintenance;
- User administration;
- Translations; if required for national use;
- Mass data import;
- Testing updates to software in use;



**c. RESPONSIBILITIES**

- Day to day operation of international data exchange;
- Assign NCAGE codes to national manufactures and vendors within timeframes defined in ACodP-1;
- Codify items produced by national manufacturers on request from other NATO or Tier 2 nations;
- Have quality programme in place to detect and correct data errors;
- Cater for training on codification to national military and industry;
- Designate NCB staff member(s) to monitor and respond to actions from AC/135 concerning your country in NABS;
- Maintain NSN and NCAGE data;
- Respect the schedule defined in CodSP of data collection for production of NMCRL;
- Maintain up to date reference data on national NSNs;
- Monitor national performance on MIS concerning quality checks and take corrective actions;
- Follow AC/135 developments from publications in ACodP-1 and NABS;
- Payment of invoices for administration of sponsorship and license to NMCRL within 30 days.

Last words:

"Don't re-invent the wheel". Everything you are about to do has been done by someone else already. Remember the system has been working well for more than 70 years.

Other countries are here to support you and make this rigorous process a smooth one. The NCS is a Intelligent community and a supportive one.

## **REACHING FULL CODIFICATION CAPABILITY – REWARDS**

The path to becoming a Tier 2 partner is demanding, but the hard work of bringing value to the world of codification is worth it for many reasons.

Below, we highlight some of the advantages that await you, should you commit to the higher tier of codifying nations.

## 1. LOGISTICS ENHANCEMENTS

- Reduction of costs by recognition of duplicates and optimization in warehousing;
- Standardized unique description supports material management and maintenance;
- **Full logistic compatibility with NATO nations and other Tier 2 countries.** Relationships solidify and data readability increases. Equipment acquisition accelerates. These are key assets, especially in special operations or unplanned disaster relief;
- National data gets featured in the NMCRL, the largest material catalogue in the world;
- National codification data becomes globally visible and understandable;
- Possibility to find alternative sources of supply (better delivery delay and/or better prices), even redistribution of items in stock.

## 2. MANAGEMENT SEAT

- You become a full member of the NCS community within the terms of the sponsorship agreement;
- You are entitled to membership of the Panel A technical committee and other working groups;
- You become able to participate in the AC/135 management process through the plenary of AC/135, i.e. the Main Group meetings;
- You **shape codification** itself, you are able to suggest modifications in the NATO Supply Classes and make NCS change requests.

## 3. NATIONAL INDUSTRY AND NATO CODIFICATION

Advantages for national defence industry:

- Items codified once export to all other countries, no further codification work;
- Point of Contact for codification in the own country to explain and lower concerns about proprietary information;
- NMCRL promotion, presence in a growing market;
- NATO Codification of products, vital for competitive capacity on NATO defence market;
- Your previous logistic numbers are now globally shared NSNs, the savings on finances and time are undeniable.

## CONCLUSION

The sponsorship programme helps a country through the formalization of the entry into the NCS community and provides for a gradual increase in responsibilities and benefits. The Sponsorship programme has means to assist a country in developing the organization, systems and skills necessary to become a well-functioning partner in this community.

More information is available from AC/135 Secretary & [www.nato.int/codification](http://www.nato.int/codification).

- This page intentionally left blank –

**NATO MANUAL  
ON  
CODIFICATION**

**ACodP-1**

**Chapter II -  
ITEM  
IDENTIFICATION**

**January 2024**

## CHAPTER II - ITEM IDENTIFICATION

### Preface

The Uniform System of Item Identification concept is outlined in the NATO Standardization Agreement No 3151 (STANAG 3151) - see Chapter I, [Section 150](#).

This Chapter explains the item identification system aimed to establish a unique identification for each item of supply.

The instructions contained in this chapter are mandatory for use by all countries participating in the NATO Codification System and the NATO Support and Procurement Agency (NSPA).

## Section 210 – Identification

### Sub-Section 211 – General

- 211.1 Item Identification is the most important element of the NATO Codification System. The concept of each item of supply must be expressed by a unique identification.
- 211.2 The item identification consists of data sufficient to establish clearly the essential information about the item, which determines its unique character and differentiates it from every other item of supply. Those minimum data are: a name, a NATO Supply Class, and at least one primary reference.
- 211.3 Different types of item identification can be used depending on the quality and quantity of available data. The types of identification are prescribed in [Sub-Section 262](#).

## Section 220 - Item Names

### Sub-Section 221 - Principles and Terminology

The selection or development of a single name for an item of supply provides a common terminology. It must be the first step in the identification of an item of supply.

The name of the item is the key for its correct identification, since it is used to determine the correct class and the applicable Item Identification Guide (IIG) for its description. An item of supply may be codified using an Approved or a Non Approved Item Name.

#### 221.1 An Approved Item Name (AIN)

An Approved Item Name is the one that is officially selected and carefully delimited to designate a family of items of supply with similar characteristics mostly determined by a definition.

#### 221.2 A Non Approved Item Name (NAIN)

When an Approved Item Name is not available, the part name given to the item of production by its manufacturer, or a NCB according to professional practice, will be used as a Non Approved Item Name.

#### 221.3 Item Name Development

Approved Item Names (AIN) and Non Approved Item Names (NAIN) are developed in accordance with the Item Name System described in the US Procedures Manual DoD 4100.39-M, Volume 3, Chapter 2 "ITEM NAMES".

(Available online at [FLIS Technical Procedures](#))

#### 221.4 Language Use

##### 221.4.1 Approved Item Names

English and French are mandatory languages for Approved Item Names (AIN). The official English text will be provided by the US NCB and the official French text will be provided by the French NCB.

##### 221.4.2 Non Approved Item Names

The mandatory language of Non Approved Item Names (NAIN) for international data exchange is English.

Already existing NAINs may be managed in the native language within national systems, but should be translated into English whenever possible prior to output to other NCBs or NSPA.

TIR updates (e.g. NSN Data file replacement) may be submitted as they are recorded in the TIR.

The receiving country may request the translation of single NAIN submitted in such data exchange if they are not able to manage the translation themselves. If the submitting country is providing such a translation its own database should be updated in parallel.

For the processing of Assign NIIN and Register User requests containing a NAIN, the English translation of the NAIN is mandatory, if the name in the producing countries language is not available (see also ACodP-1, Chapter IV, [Sub-Section 432.4](#)).



## Sub-Section 222 - Choice of the Approved Item Name

222.1 The US Item Name Directory - H6 - is the comprehensive and internationally agreed dictionary of Approved Item Names required in the preparation of all item identification. Link: <https://www.dla.mil/What-DLA-Offers/Federal-and-International-Cataloging/H6/>

A NATO or Tier 2 sponsored country having a requirement for an item name which is not included in the dictionary should request its assignment as outlined in [Sub-Section 225](#).

222.2 The NATO Item Name Directory (Allied Codification Publication No. 3 - ACodP-3) is published online in the AC/135 Name & Class Look Up (NCL) tool at <https://www.nato.int/structur/ac/135/welcome.htm>. The English record is the authority of translated records. Details on collection of translations, storage, production and distribution of supply classification and item names are described below.

### **Sub-Section 223 - Item Name Code -INC- (DRN 4080)**

- 223.1 To facilitate the automatic exchange of data each name in the NATO Codification System is assigned an individual five character Item Name Code -INC-. Each Non Approved Item Name is assigned code 77777. Item Name Codes are also assigned to Basic and Colloquial Names but cannot be used to codify items of supply.
- 223.2 New Item Name Codes can be assigned upon request by the National Codification Bureau of the United States (DLA Logistics Information Service) in the framework of the collaboration procedure described in [Sub-Section 253](#).
- 223.3 Before the existence of the international collaboration procedures for the assignment of Approved Item Names, codes were assigned nationally by the NCBs using 5 numerals for the US and Canada and 4 numerals followed by a letter for the other NATO countries. If they still exist, these old Item Name Codes are mentioned in the National H6 manuals.
- 223.4 Nations shall convert their national Item Name Codes allocated under existing NSNs to 77777 before exchanging them.

## Sub-Section 224 - Item Name Directory - H6 and ACodP-3

### 224.1 Content

The Item Name Directory - H6 - contains Approved Item Names, Basic Names and, normally, their definitions together with any appropriate inclusions, exclusions and Colloquial Names. In addition, the directory contains Item Name Codes, the NATO Supply Classes in which the items shall be placed and also Item Identification Guide Numbers (see [Section 250](#)) for all Approved Item Names.

#### 224.1.1 Basic Name

A Basic Name is either a noun or a phrase which primarily defines an item, without detailing any specific feature application. The Basic Name is delimited by modifiers to form an Approved Item Name.

#### 224.1.2 Colloquial Name

A Colloquial Name is any name, by which the item is commonly known by its users. A cross-reference of known Colloquial Item Names to Approved Item Names can be found in [H6 and ACodP-3](#).

224.1.3 Basic and Colloquial Names are not to be used to codify items of supply. They just provide help to determine the Approved Item Name that fits the item of supply concept more properly.

## **Sub-Section 225 - International Collaboration**

Any NATO or Tier 2 sponsored country can initiate an international collaboration on the Item Names within the framework of the procedures for the maintenance of Item Identification Guides - IIG - (see [Sub-Section 253](#)).

NATO or Tier 2 sponsored countries wishing to take part in these collaborations will apply to the AC/135 Secretariat for registration at [CodSP-4](#) (NCB Technical Contacts - H2/H6/IIG Collaboration).

## Section 230 - Reference Numbers

### Sub-Section 231 - General Definition

A reference number is any number used to designate an item of production, to identify an item of supply, either by itself or in conjunction with other reference numbers or to provide some additional information relevant for management purposes. Reference numbers may be any of the following:

- manufacturer's part numbers;
- manufacturer's drawing numbers;
- manufacturer's model or type numbers;
- manufacturer's source controlling numbers;
- specification controlling numbers;
- manufacturer's trade name, when the manufacturer designates the item by trade name only;
- NATO Item Identification Number (see [Sub-Section 233](#));
- specifications and standard numbers and/or appropriate designators;
- any other information defined by an NCB or AC/135 as relevant for management purposes.

The characters which can be used to create the reference numbers are exclusively those included in Chapter IV, [Annex B2](#). Some words should not be used within Reference Numbers and some specific characters should be converted as stipulated in [Chapter IV, Annex B4](#).

In international data exchange, reference numbers are limited in length to 60 characters. When a Reference Number exceeds 60 characters, it is called Extra Long Reference Number (ELRN), and the following actions are to be taken:

- (a) Enter the first 59 characters as they appear in the original configuration or with the necessary modifications according to the rules stipulated in the Annex above-mentioned;
- (b) Replace the 60<sup>th</sup> character by a dash (-), which is the ELRN indicator code (DRN 9380);
- (c) No impacts on the Type of the Item Identification are to be generated due to the addition of extra-long reference numbers.

## Sub-Section 232 - Quality of Reference Numbers

### 232.1 General

Reference numbers are qualified by the addition of the following information:

- category: some reference numbers are said to be "primary reference number". They determine the item of supply concept, while others give additional supply information;
- variation: the value of the reference number to identify the item may vary, even among primary reference numbers; some are fully identifying, others require additional information;
- procurement status;
- responsibility for technical documentation and technical documentation availability;
- formatting of the reference number, indicating whether it has been modified.

To these qualifications is added, when required, the justification for the presence of the same reference number in more than one item of supply concept.

In the NATO Codification System, "Reference Number's related codes" are assigned to each of these qualifications.

### 232.2 Category

In order to portray exactly how a reference number (Item of Production) relates to a given NSN (Item of Supply), each reference number is assigned a Reference Number Category Code -RNCC- (DRN 2910). In conjunction with the Reference Number Variation Code (RNVC), the RNCC depicts the actual relationship of the reference number to the item of supply. A complete list of RNCCs can be found in Chapter IV, [Annex G5 Table 08](#).

#### 232.2.1 Primary Reference Numbers.

They represent, or form part of, the item of supply concept:

- source control reference -RNCC 1-,
- official specification or standard -RNCC 2 or 4-,
- manufacturer reference number -RNCC 3-.

NOTE: An NSN may have more than one primary reference. See [Sub-Section 264](#) for valid combinations of Primary and Additional Reference Numbers.

#### 232.2.2 Additional Reference Numbers

They are reference numbers that may or may not be related to the concept of the item of supply; they provide some relevant information for management purposes, as follows:

- secondary reference -RNCC 5-,
- informative reference -RNCC 6-,
- vendor item drawing reference -RNCC 7-,
- reproduced item reference number -RNCC 8-,
- packaging and related logistic data reference number -RNCC A-,
- reference to establish a peculiar relationship between item of production and an item of supply -RNCC C-,

- drawing number reference related to an item and not qualified for assignment of codes 1, 3, 5, 7 or C -RNCC D-.

### 232.3 Variation

The Reference Number Variation Code -RNVC- (DRN 4780) is used to indicate the identification status of the reference number, whether it is item identifying, non-item identifying or for information purposes only. A complete list of RNVCs can be found in Chapter IV, [Annex G9 Table 12](#).

For codification purposes, the following definitions will be used to distinguish between Item Identifying and Non-Item Identifying reference numbers:

Item Identifying	This reference number fully identifies an item of production. This item does not require additional information to give it its unique character and identity (i.e., fit, form, and function information).
Non-Item Identifying	This reference number cannot fully identify an item of production. This item requires additional information to give it its unique character and identity (i.e., fit, form, and function information).

### 232.4 RNCC / RNVC Combinations

RNCCs/RNVCs must be used in valid combinations to ensure proper logistics support to field activities as well as safe weapon system support. A list of valid, acceptable RNCC/RNVC combinations can be found in [Sub-Section 264](#). The following are the most commonly used, acceptable RNCC/RNVC combinations:

RNCC	RNVC	EXPLANATION
1	2	An <u>Item Identifying, Non-Reparable Source Control</u> reference number. Along with the Source Control reference number, ACodP-1 edits require that at least one additional reference number with an RNCC 3/RNVC 2 shall also be recorded on the item.
1	3	A <u>Reparable Source Control</u> reference number, which is <u>Item Identifying</u> . ACodP-1 edits require that only one additional RNCC 3/RNVC 3 be recorded on the NSN.
2	2	A <u>definitive</u> reference number developed from a <u>government specification</u> or <u>Standard</u> which is item identifying.
3	1	A <u>design control</u> reference number, which is <u>Non-Item Identifying</u> , assigned by a manufacturer, professional association or standard designator to an item of production.
3	2	A <u>design control</u> reference number, which is <u>Item Identifying</u> , assigned by a manufacturer, professional association or standard designator to identify an item of production. Sometimes referred to as the primary buy item.

RNCC	RNVC	EXPLANATION
3	3	A <u>design control</u> reference number on a Source Control item, which is <u>Item Identifying</u> , assigned by a manufacturer, professional association or standard designator to an item of production.
3	9	A <u>design control</u> reference number that has been canceled as obsolete and is retained for traceability purposes.
4	1	A <u>Non-definitive</u> reference number derived from a <u>Government Specification</u> or <u>Standard</u> . Additional information such as type, class, grade, style, size and material is required to fully identify the item.
5	1	A <u>secondary</u> reference number, which is <u>Non-Item Identifying</u> .
5	2	A <u>secondary</u> reference number, which is, <u>Item Identifying</u> . Sometimes referred to as the secondary buy item.
5	9	A reference number that has been canceled as obsolete or superseded and is retained for informational purposes only (audit trail, visibility and tracking purposes).
6	9	Informative Reference. Used to indicate interchangeability between the items of supply or corresponding NSN or reference to another classification/nomenclature.
7	1	A <u>Vendor Item Control Drawing (VICD)</u> number which is <u>Non-Item Identifying</u> . ACodP-1 edits requires that there must also be at least one RNCC 3/RNVC 2 vendor reference number assigned.
7	2	A VICD number, which is <u>Item Identifying</u> . VICD numbers are administrative control numbers and shall not be used as a part identification number. ACodP-1 edits require that there must also be at least one RNCC 3/RNVC 2 vendor reference number assigned.
D	9	Identifies a drawing or other document related to an Item of Supply <u>for informational purposes only</u> , but is not used in item of supply determinations. Envelope drawings, next higher assembly drawings or parts list fall into this category.

#### 232.5. RNCC / RNVC Compatibility with Type of Item Identification Code (TYPE II CODE)

Different combinations of RNCC/RNVC are allowed for different Type II Codes. See [Sub-Section 264](#), for acceptable combinations of reference number and Type II codes. A complete list of Type of Item Identification codes can be found in Chapter IV, [Annex G7 Table 10](#).

#### 232.6 Document Availability

The document availability to the RNAAC is expressed by the one digit Document Availability Code -DAC- (DRN 2640). The type of document covering the cited reference number, its availability from the activity in charge and its security classification are indicated with this code. Codes are listed in Chapter IV, [Annex G2 Table 05](#).



**NOTE:** Compatibility between RNCC, RNVC and DAC in an item identification is determined by the type of item identification (see type of item identification in [Sub-Section 262](#) and Table of combinations of codes in [Sub-Section 264](#)).

#### 232.7 **NATO Reference Number Action Activity Code**

The activity (or NCB) in charge of the document as indicated by the 3-letter ISO Country Code representing NATO Reference Number Action Activity Code -RNAAC- (DRN 8750). The list of these codes is included in Chapter IV, [Annex G13 Table 18](#).

#### 232.8 **Procurement Status**

The procurement status, expressed by the one digit Reference Number Status Code -RNSC- (DRN 2923), gives indications as to the procurement of the item of production (source of supply and invitation for bid). The list of codes is included in Chapter IV, [Annex G11 Table 14](#).

#### 232.9 **Reference Number Justification**

These are codes used to justify the creation of a new item identification despite a recognized condition of possible duplication with an existing item. A Reference Number Justification Code -RNJC- (DRN 2750) is required for each resubmittal of an item identification action for assignment of an NSN or reinstatement of a cancelled NSN which previously matched an existing item, and a reference number match is determined to be not suitable for the application. The RNJC is required for each addition or change of a reference number which would create another possible duplication. A complete list of justification codes can be found in Chapter IV, [Annex G3 Table 06](#).

#### 232.10 **Reference Number Format**

The reference number format expressed by the one digit Reference Number Format Code -RNFC- (DRN 2920) indicates possible modification applied to the reference number before its introduction into NCS (for more details, see Chapter IV, Sub-Section 433, [Paragraph 433.2](#) and [ANNEX B4](#)). The list of codes is included in Chapter IV, [Annex G6 Table 09](#).

## **Sub-Section 233 - Informative Reference – RNCC 6**

### **233.1 Interchangeability indication between NSN from different countries**

Whenever interchangeability between a national item of supply and a foreign item is unilaterally recognized by a NCB, this information is indicated in its national system in the following manner:

- (1) The foreign NATO Item Identification Number -NIIN- will be recorded in the files as an "informative reference number" against the nationally assigned NATO Stock Number. The format must be:

XX-XXX-XXXX

- (2) This informative reference is accompanied by a NATO Commercial and Government Entity (NCAGE) Code INTE9.
- (3) RNFC 4, RNCC 6, RNVC 9, DAC 9 and RNSC B should be assigned.
- (4) The country, which develops this link will also show the reverse link on the interchangeable item. Interchangeability Indications have to be established between non-cancelled NSNs. In case of an item cancellation, the existing Interchangeability Indications have to be revised.

### **233.2 Indication of the corresponding NSN**

In the collaboration and the cooperation procedure for the cancellation of a NATO Stock Number, when a nation wants to temporarily maintain a NSN in the TIR, until the exhaustion of stock or until the end item is withdrawn from circulation, the replacement NSN is indicated in the following manner:

- (1) The NATO Item Identification Number -NIIN- of the replacement NATO Stock Number will be recorded in the files as an "informative reference number " against the cancelled NATO Stock Number temporarily maintained in the TIR. The format must be:

XX-XXX-XXXX

- (2) This informative reference is accompanied by a NATO Commercial and Government Entity (NCAGE) Code INTE8.
- (3) RNFC 4, RNCC 6, RNVC 9, DAC 9 and RNSC B should be assigned.
- (4) Nations cannot be recorded as user of the cancelled NATO Stock Number temporarily maintained in the TIR.
- (5) Once the last user has been withdrawn, the country responsible for the "end of life" NSN (NIIN SC 9) will cancel the item with replacement.

### 233.3 Reference indication to an international classification/nomenclature

When an item of supply refers to an international classification contained in [ANNEX A](#) of this Chapter, this information is indicated in its national system in the following manner:

- (1) The international classification/nomenclature will be recorded in the files as an "informative reference number" against the nationally assigned NATO Stock Number. The format must be in compliance with the in force rules.
- (2) This informative reference is accompanied by a NATO Commercial and Government Entity (NCAGE) Code of the editor organism.
- (3) RNFC 4, RNCC 6, RNVC 9, DAC 9 and RNSC B should be assigned.

### 233.4 Reference indication to a national classification

When an item of supply refers to a national classification contained in the [CodSP-25](#), this information will be recorded in the NSN data as an "Informative Reference Number" coded: RNFC 4, RNCC 6, RNVC 9, DAC 9 and RNSC B.

<p><b>NOTE:</b> The NATO Commercial and Government Entity (NCAGE) codes listed in <a href="#">CodSP-25</a> are not restricted to be used only with informative references with RNCC 6.</p>
--

### Sub-Section 234 - Use of Standard Reference

- 234.1 In cases where the design control authority cannot be established the use of a Standard Reference is required.
- 234.2 For ease of identification the Standard Reference is used in conjunction with the NCAGE code of "IREF0" and a standard RNCC, RNVC, DAC, RNFC, RNSC combination of 3, 2, 9, 4, B.
- 234.3 The Standard Reference is used in lieu of a Primary Reference when:

A supplier/distributor (Non-Manufacturer) is unable or unwilling to disclose the design control authority. The supplier's/distributor's reference will be recorded as a Secondary Reference RNCC 5. The Standard Reference should be used as a substitute for the Primary Reference.

**Example:**

RNCC	RNVC	DAC	RNFC	RNSC	NCAGE	REFERENCE NUMBER
3	2	9	4	B	IREF0	NO PRIMARY REF **-*-*-*****

**Note:**

\*\*-\*-\*-\*\*\*\*\* = NIIN in full

**NOTE:** Implementation of this procedure will be a matter of national discretion (see [CodSP-40](#)).

### **Sub-Section 235 - Reference Review**

- 235.1 When a reference contains an NCAGE code, and the NCAGESD is changed to “H” or “R” the RNVC must be changed to 9 and RNSC changed to “B” indicating the reference number is not authorized for procurement.
- 235.2 When a reference contains an NCAGE code, and the NCAGESD is changed to “R”, after a pertinent review has been completed by the applicable RNAAC and the applicable replacement NCAGE code and reference number is identified, the applicable RNAAC will process an Add Reference containing the new reference.
- 235.3 When a reference contains an NCAGE code, and the NCAGESD is changed to “H” or “R” the RNVC changes on the reference number can be done only by the the country responsible for the associated RNAAC on the reference number or the NIIN owner when the RNAAC is not registered as a user anymore.

## Section 240 - NATO Commercial and Government Entity -NCAGE-

### Sub-Section 241 - General

- 241.1 Determination of the real source for an item of supply is one of the most important prerequisites for proper application of the Uniform System of Item Identification (STANAG No 3151). It is the source where documentation will be obtained from and its location normally gives advice for codification responsibility.
- 241.2 Although the NATO Codification System uses NATO Commercial and Government Entity (NCAGE) codes principally to identify manufacturers, NCAGE codes are broadly used in many countries in a variety of logistics processes. As such, they are often assigned to a variety of organizations, including distributors, standards bodies, government organizations, and service providers.
- 241.3 Within the NATO Codification System the term "MANUFACTURER" covers the whole range of possible sources for technical data for items entering the supply systems of participating countries.

For proper definitions see [Chapter VI \(Glossary\)](#).

- 241.4 The primary use of organizational entity coding is in data operations related to logistics programs, such as codification, standardization, and procurement.

The following types of organizations/functions are eligible for NCAGE code assignment; however, a NCAGE code should not be assigned unless it is required for:

- a) Manufacturing organizations that are the sources from which items of supply are obtained;
- b) Government or commercial organizations that control the design of items, but not necessarily manufacture nor sell them directly;
- c) Manufacturing organizations that produce items of industrial production equipment, and whose items are published in industrial plant equipment handbooks;

<p><b>NOTE :</b> The NCAGE Code is published in conjunction with the plant equipment codes assigned to the individual items of a given manufacturer.</p>
--

- d) Distributors who are sources of supply in their own country for items produced by manufacturers located in their own or in any foreign country;
- e) Government agencies that manufacture items entering the supply system of an individual NATO or Tier 2 sponsored country or control the design of such items without actually manufacturing them;
- f) Manufacturers who supply materials for incorporation into the products of manufacturers who provide drawings of these products;
- g) Organizations connected with the development of national or international standards/specifications or related documents;

- h) NATO Agencies who act as design activities and provide standards, specifications or drawings containing information qualified for item identification purpose;
- i) Providers of services working in the field of logistics (repair shops, carriers...) but not providing items of production they referenced in their system;
- j) Providers of services, including consultation, training, research studies. These NCAGE codes may be assigned to individuals.

## Sub-Section 242 - NATO Commercial and Government Entity Code -NCAGE CODE-

242.1 Any reference number entered into the NATO Codification System shall be combined with a NATO Commercial and Government Entity code (NCAGE code) prior to entering the manufacturer's reference number into the Total Item Record (TIR) maintained by the individual NCBs.

The NCAGE code is assigned to establishments defined under Paragraph 241.4. The NCAGE code consists of five characters:

– **For the United States:**

Three alpha/numerical characters prefixed and suffixed by a numeral (#\*\*\*#).

**NOTE:** Canadian NCAGE codes with three alpha/numerical characters prefixed and suffixed by a numeral are considered valid and will be maintained by Canada. However, Canada will progressively replace these codes with the structure outlined at the following paragraph as file maintenance action occurs. Additionally, in order to properly direct Assign NIIN and Register User requests, countries must refer to the US Foreign/Domestic Designator Code (US F/DDC) which is a code used by the US and Canada to reflect the geographical location of the manufacturer. See Chapter IV, , [Annex G16 Table 25](#), for code definitions.

– **For the other countries:**

a) Three alpha/numerical characters prefixed by one significant alpha character and suffixed by a numeral (@\*\*\*#);

**or**

b) Three alpha/numerical characters prefixed by a numeral and suffixed by a significant alpha character (#\*\*\*@);

**or**

c) Three alpha/numerical characters prefixed and suffixed by a significant alpha character (@\*\*\*@).

@ = alpha character      # = numeral      \* = alpha/numerical

**NOTE:** The letter "I" must be used only in the first position of NCAGE codes assigned by NSPA for international/supranational organizations, the letter "O" must not be used in NCAGE codes.

242.1.1 Series of letters designated for the respective country/organization to be prefixed or suffixed are listed in [CodSP-3](#) (NCS Country Codes). When additional alphabetical characters are required the Group of National Directors will allocate them on request.

242.1.2 When interchangeability of items is established (see [Sub-Section 233](#)) the referenced NIIN is accompanied by the special NCAGE code INTE9.

242.1.3 When a NSN proposed for cancellation is temporarily maintained in the TIR (see [Sub-Section 233.2](#)) the referenced NIIN is accompanied by the special NCAGE code INTE8.



242.1.4 An entity located in a Tier 1 sponsored or non-sponsored country, whose reference number(s) is(are) used in the NCS is allocated a NCAGE code with S\*\*\*# structure (see conditions of assignment in [Sub-Section 243](#)).

242.1.5 A NATO Production and Logistics Organization, NATO Agency, or a supranational Organization is allocated an NCAGE code with I\*\*\*# structure (see conditions of assignment in [Sub-Section 243](#)).

## 242.2 Handbook for NATO Commercial and Government Entity Codes -H4-

### 242.2.1 Responsibility for the publication of the handbook

Each NCB is responsible for the preparation, publication and maintenance of the national H4 handbook.

### 242.2.2 Composition

Includes name, address, telephone, email, and other pertinent data about organizational entities, including manufacturers, distributors and suppliers, Standardization Organizations and other entities that have been assigned an NCAGE code.

### 242.3 Reference

The combination of an NCAGE code and a Reference Number forms the "Reference". This data element is primarily used for screening purposes (see in Chapter IV, [Sub-Section 433](#)).

### 242.4 Association Code (DRN 8855)

To improve screening operations an "Association Code" can be used. This code, assigned by NCBs, but not included in international exchange, will show the internal relationship within a corporate industrial complex comprising several divisions, branches or affiliated firms etc..., to which a specific NCAGE code has been assigned.

242.5 **Exchange of System Support Records - SSR - for NATO Commercial and Government Entity Code -NCAGE Code-**

242.5.1 **NCAGE File**

The file of NCAGE codes may be used for automatic controls of some operations on the Total Item Record -TIR-.

242.5.2 A total files replacement (Full files) of the NCAGE codes may be exchanged between NATO and Tier 2 sponsored countries.

242.5.3 NCBs are sending on a daily basis NCAGE data to NSPA for integration in the NMCRL and in turn NSPA disseminates consolidate files to NCBs as in CodSP-62. NCAGE codes will in principle never be dropped from the NMCRL database. In case a NCAGE code already integrated in NMCRL database is missing in a NCAGE Full File transmitted by a nation to NSPA, associated NCAGE data will be preserved in the NMCRL database and the DATE OF LAST CHANGE (DRN 9567) will be updated to the value "33333".

242.6 **NCAGE Updates through U.S. SAM Program**

The U.S. maintains a program called System for Award Management (SAM). Under SAM, companies that do business with the U.S. government must register in SAM, obtain an NCAGE code, and update their company data once per year. Whenever the U.S. receives notification of a change to the data on a company located in another country, they will provide a notification to the applicable NCB/NSPA. The country that receives the notification should take immediate action to update their NCAGE file for that company.

## Sub-Section 243 - NATO Commercial and Government Entity Code Request/Assignment

### 243.1 Procedure

243.1.1 NCAGE code requests shall be submitted via the AC/135 NCAGE Code Request Tool (NCRT) at <https://eportal.nspa.nato.int/Codification/CageTool/home>:

- Requests related to an entity located in a country which is a NATO or Tier2 nation are transmitted to the NCB where the entity is located or a link to the national NCAGE tool is directly provided online at the beginning of the NCAGE request;
- Requests related to an entity located in a country which is not a NATO or Tier2 nation, a NATO production/logistics organization/Agency or a supranational organization are processed at NSPA.

243.1.2 The assigning country shall not reuse an NCAGE code. Once an NCAGE code has been assigned, it shall be retained permanently in the assigning country's file, even if it is cancelled. That will ensure that any reference numbers assigned to each NCAGE code can always be traced back to the manufacturing company.

243.1.3 The assigning NCB/NSPA will verify the data furnished on the organizational entity and will transmit the assigned code to the requester. NCBs may, at their discretion, arrange to accept either self-certification - certification by the contractor or manufacturer themselves - according to domestic regulations or third party verification of NCAGE information.

243.1.4 Assigning countries will not charge for assignment of NCAGE codes.

243.1.5 There are two separate timeframes for processing the assignment of a NCAGE Code:

Timeframe in Calendar Days	Type of Request
10 calendar days	Routine
3 business days	Emergency

243.1.6 The given timeframes must be observed to the greatest possible extent within a nation's capability.

243.1.7 The application of the emergency procedure shall only be requested in special cases of an exceptionally urgent nature.

243.1.8 Companies shall be allowed to apply directly to NCB /NSPA for NCAGE code assignments.

243.1.9 Concurrently with the assignment, any available information on affiliated or related firms and common reference numbering structures which may exist between the organizational entity and affiliated or related firms, will be furnished.

243.1.10 Only one NCAGE code shall be assigned to each entity. If an entity is a manufacturer, distributor, and/or a service provider, the Type Code shall be assigned based on the predominant activity of the entity.

243.1.10.1 The predominant activity corresponds to the highest “qualification” in relation to the NATO identification principles that is to say: the “manufacturing” activity predominates on the “distributing” activity which itself predominates the “provider of service” activity; this is shown in the following chart:

Company activity			Allocated NCAGE Type code
Manufacturer	Non-manufacturer	Service provider	
yes	yes	-	A/E
yes	-	yes	A/E
yes	yes	yes	A/E
-	yes	yes	F

## Section 250 - Tools for the Description of Items of Supply

### Sub-Section 251 - Item Identification Guide - IIG -

#### 251.1 Objective and Main Principles

An IIG is a document used to identify an item of supply by describing its characteristics in order to differentiate it from other items of supply and to establish the necessary supplementary data required for logistics management.

Each IIG is a self-contained document constructed on the basis of Approved Item Names for a specific commodity area and containing a compilation of requirements plus decision-making rules in order to achieve the fixed objective.

The IIGs are tools which allow to identify item characteristics and to codify them for computer input.

They thus permit the benefits of automated data processing to be adopted in those national logistic functions where characteristic data is used.

#### 251.2 Basis of the IIG System

The IIG system is based on the United States Federal Item Identification Guide - FIIG - system founded on:

- a. Cataloguing handbook H6 Item Name Directory (see Sub-Section [222](#) and [224](#)).
- b. Master Requirements Directory - MRD - which is accepted as the comprehensive international MRD. (see [Sub-Section 283](#))
- c. Military Standard Item Characteristics Coding Structure - MILSTICCS.

The maintenance of these documents is assumed by the United States.

### 251.3 FIIG Structure

A FIIG consists of several parts:

#### a. General Information

Introduction and indexes with information to orientate the user on the contents of the document.

#### b. Section I

Section I includes item characteristics requirements specifically needed to identify and describe items of supply for the purpose of NSN assignment.

#### c. Section III

Section III includes requirements for supplementary technical characteristics and item related supply management data which do not affect the item of supply concept. National discretion may be used in applying this section. This section is being gradually incorporated into Section I.

#### d. Appendix A

Appendix A contains codes reply tables for requirements in Section I and III.

#### e. Appendix B

Appendix B contains illustrations of configurations and dimensional characteristics.

#### f. Appendix C

Appendix C contains Identified Secondary Address Coding (ISAC) tables and miscellaneous such as conversion tables, definitions of expression etc., pertinent to requirements.

### 251.4 IIG

Each national IIG is based on the US FIIG and enables full descriptive type item identification - Type 1 -. Implementation and maintenance by the countries should take place following the coordination procedures (see Sub-Sections [252](#) and [253](#)). Upon publication of a National IIG, two copies will be provided for each NCB.

**251.5 Mini IIG**

The Mini IIG is a national document or concept which is an abbreviation of the original FIIG. The exact degree of abbreviation is dependent upon each individual country's requirements.

This method can be applied unilaterally by any country at any time since the resulting Mini IIG will be in harmony with the US FIIG.

**251.6 IIG Numbering**

All IIGs will be numbered in accordance with the US FIIG numbering system. Each IIG is identified by an alphanumeric code of a maximum of 6 digits (see examples):

- First character : A or T
- Second to fourth character : Numeric, non-significant and assigned sequentially
- Fifth and sixth character: alphanumeric

When the IIG, the first character of which is A (Approved IIG), has not been subject to any revision, these last digits are not represented. A major revision is indicated by a letter in the fifth position. The sixth position should only be completed by a letter when necessitated by the number of revisions.

A minor revision does not involve modification in numbering and is issued as replacement pages. The effective date and the change number are printed at the bottom of each of these pages.

**NOTE :** In international data exchange, the IIG number must have 6 digits, initially the last two being zeros.

If for an IIG the first character of which is T (Temporary IIG), Section I is composed of one part, these digits are zeros; if Section I is composed of several parts, the fifth digit is a dash and the sixth is a letter indicating the part used.

<b>Examples</b>	<b>FOR PUBLICATION</b>	<b>IN DATA EXCHANGE</b>
A IIG without revision	A001	A00100
A IIG after a first major revision	A001A	A001A0
T IIG with a single part in Section I	T196	T19600
T IIG with several parts in Section I	T196	T196-C

## Sub-Section 252 - Implementation of IIGs

### 252.1 General

The implementation of IIGs is conducted under the direction of Group AC/135 for generalised use in NATO and Tier 2 sponsored countries of the Item Identification Guide System as devised by the United States. Responsibilities in this field are defined as follows:

### 252.2 Responsibilities of AC/135

Under the policy direction of the Group of National Directors, Panel A is responsible for the administration of the IIG system programme. Panel A provides general guidance and defines procedures, programme priorities and implementation plans towards the development of data exchange.

### 252.3 Responsibilities of NATO and Tier 2 Sponsored Countries

Although the rate and sequence of IIG implementation is a matter of national discretion, every attempt should be made by the NATO and Tier 2 sponsored countries to ensure the development, preparation and maintenance of assigned IIGs including co-ordination with all participating activities. All modifications, which countries judge necessary to the corresponding FIIG, should be co-ordinated as specified in [Sub-Section 253](#).

### 252.4 Responsibilities of the United States

The United States are responsible for:

- The pursuit of the greatest possible harmony in the FIIG system to facilitate the international development of the IIG system.
- Assigning and maintaining codes used in IIGs in accordance with MILSTICCS principles.
- Establishing and maintaining the MILSTICCS, MRD and Tables of Replies incorporating all replies and tables of NATO and Tier 2 sponsored countries.
- Making available and maintaining the Master Requirements Directory - MRD - if required (see [Sub-Section 283](#)).
- Making available IIG data (with H2-H6) in electronic files resulting from the export of data included in a series of tables from the FLIS database (see [Chapter IV, Annex E](#)). Those files are available, on a monthly basis, in a Web server of the US NCB for the requesting countries. Data concerning the Reference Drawing Groups are updated on a quarterly basis.



**252.5 Basic Elements for a Description by IIG**

252.5.1 The basic elements for a description by IIG are::

- Master Requirements Code - MRC - (DRN 3445);
- Secondary Address Code - SAC -, (DRN 8990);
- Secondary Address Indicator Code –SAIC- (9485)
- Mode Code (DRN 4735);
- Coded Reply (DRN 3465) or Clear Text Reply (DRN 4128).

**252.5.2 Applicability of Requirements**

Each Approved Item Name has an Applicability Key. The Index of Applicability Keys indicates the requirements related to each item name. It indicates also which requirements are mandatory and which are optional dependant on the instructions to the requirements.

If an answer is given to all mandatory requirements, the type of item identification will be 1, 1A or 1B; otherwise the type of item identification will be 4, 4A or 4Bor 2

**252.5.3 Master Requirements Code - MRC - (DRN 3445)**

Each requirement appearing in Section I (and in Section III) of an IIG is identified by a 4 digit code.

**252.5.4 Identified Secondary Address Coding - ISAC - (DRN 0766)**

The Identified Secondary Address Coding is used to identify specific locations, sequences and relate them to characteristics for a designated MRC. ISAC is combination of SAC (DRN 8990) and SAIC (DRN 9485).

**252.5.5 Mode Code (DRN 4735)**

Mode Code is a one-position alphabetic code assigned to each requirement that specifies the characteristic value of the requirement.

Based on the code the replies are given either in clear or coded text or in a combination of coded and clear text.

According to the type of reply, codifiers must choose:

Type of Reply	Values
Clear Text Characteristics Reply (DRN 4128)	'A', 'B', 'E', 'F' or 'G'
Coded Reply (DRN 3465)	'D', 'H', 'J', or 'L'

**NOTE:** For MRC 'ELCD' Extra Long Characteristics Description, Mode Code 'E' must not be used in lieu of Mode Code 'D'.

For instructions on the use of the Mode Codes and their definitions, reference the FLIS Procedures, Volume 3, Appendix 3-4-A using the following URL:

<https://www.dla.mil/HQ/LogisticsOperations/TrainingandReference/FLISProcedures/>

**NOTICE:** Some sections of Volume 3 are currently out of date. Until this notice is removed, please send an email with any questions regarding mode codes to [NCBUS@dla.mil](mailto:NCBUS@dla.mil)

Example for Code E:

```
AMSPEFIBERGLASS
<MRC_3445>AMSP</MRC_3445>
<MODE_CODE_4735>E</MODE_CODE_4735>
<CLEAR_REPLY_4128>FIBERGLASS</CLEAR_REPLY_4128>
```

Example for Code G:

```
AGAVGAIRCRAFT MODEL C-119
<MRC_3445>AGAV</MRC_3445>
<MODE_CODE_4735>G</MODE_CODE_4735>
<COMPOSITE_CLEAR_REPLY>
<CLEAR_REPLY_4128>AIRCRAFT MODEL C-119</CLEAR_REPLY_4128>
</COMPOSITE_CLEAR_REPLY>
```

252.5.6 **Coded Reply** (DRN 3465)

A data field which identifies the contents of a reply in coded form. If the tables containing the Reply Codes are too lengthy for inclusion in Section I/III, they are referred to the Appendix A of the IIG. For reply structure see [Paragraph 252.7.4](#)

252.5.7 **Clear Text Characteristics Reply** (DRN 4128)

Used for some Mode Code or when coded replies are not available. Clear Text Characteristics Replies shall be in English and may also be provided in the native language of the codifying NCB within Native Clear Text Reply (DRN 8751).

## 252.6 IIG Content Guidelines

252.6.1 Section I of the IIG should be prepared to include narrative definitions of all physical and performance characteristics required to identify and describe an item of supply in order to differentiate it from other items. Requirements should be limited to the minimum necessary to accomplish NSN assignment. The requirements should be established in such a manner that resulting replies will be brief, yet fully describe the characteristics defined.

To appear in Section I, a requirement must meet all the following conditions:

- absolutely required to differentiate one item from another in order to accomplish stock number assignment;
- specifically related to physical and performance characteristics of the item to be described (i.e. not management-type data);
- applicable to at least 1% or 100 (whichever is smaller) of the total range of items in the commodity area of the requesting country (characteristics applicable to a smaller population can be entered through use of the requirement "special features");
- not a restatement or expansion of an already established requirement.

252.6.2 Requirements and instructions must be simple, clear, and easy to understand. Obscure technical terms or jargon should not be used. Only requirements which are needed for differentiation of items of supply should be included. Requirements should be limited to those specific to the commodities covered. Generalised requirements should not be established solely to achieve greater IIG coverage. Maximum use should be made of previously developed data.

## 252.7 IIG Requirements

The following rules are provided for guidance and cover several aspects on IIG preparation not specifically explained elsewhere.

### 252.7.1 Single Characteristic per Requirement

Each requirement should reflect only one characteristic. A characteristic, however, may be made up of several sub-characteristics listed in tabular form, so that only one requirement is necessary for reply.

#### Examples:

- The actual size may be keyed to tolerance range to provide "size" which is the characteristic stated as the IIG requirement.
- A requirement such as "Quantity and Size of Mounting Holes", however is not acceptable because two characteristics and two variables are involved. If two variables are required to describe a single characteristic, they must be identified or coded as one reply.

### 252.7.2 **Single Requirement for Characteristic**

The same characteristic or variable must not be included in more than one requirement. This does not preclude use of the characteristic or variable in more than one table referring to different requirements. A requirement must not appear more than once merely because of a difference in expression.

### 252.7.3 **Requirement Structure**

252.7.3.1 An IIG requirement is divided into three parts:

- the title of the requirement;
- the definition;
- the reply instructions.

Collectively, the three parts must provide a clear indication and delimitation of a characteristic in a manner that they provide for a specific reply which is not subject to arbitrary interpretation. Whenever possible, requirements should result in replies which do not require further definition by other requirements.

252.7.3.2 The title of the requirement should be short and concise immediately identifying the characteristic of the item being described. The following guidelines are furnished for the development of the titles of requirements:

- The title of a requirement must not contain punctuation marks.
- Singular word form is preferred to plural word form.
- Words such as "designator", "indicator", "symbol" or "code" should not be used unless required by technical content.
- The IIG title, or Approved Item Names covered by the appropriate IIG should not appear in the titles of requirements.
- A specific unit of measurement may appear in the title of a requirement only when such a unit is never acceptable in differing form or multiple. (For example, "Arc in Degrees", may be acceptable, whereas "Length in Inches" is never acceptable, because length may be given in feet, metres etc.) When the unit is included in the title of a requirement, Mode Code B or F should be utilised.
- When a newly standardized term for rating or measuring is used the previous term in parentheses should follow the new term, e.g. CELSIUS (CENTIGRADE); HERTZ (cycles per second).

The previous term should also be shown on at least the first occasion that the new term is used in the requirement instruction.

---

252.7.3.3 Requirements definitions should be as broad as possible, yet adequately describe the characteristic being defined. The following guidelines are furnished for development of requirement definitions:

- The definition should be clearly worded, avoiding the use of the requirement delimitation in the definition. Use of NSO, ISO, IEC or other standardization institutes recommended definitions should be used whenever available.
- Units of measure should not appear in a definition unless they are invariable and required to define the characteristic.
- MRD definitions should be used whenever applicable.

252.7.3.4 Reply instructions form a very important part of a requirement. It is through the discipline of the reply instructions that all replies to the requirement in a specific IIG are transmitted in the same language. Conversions from fractions to decimal format, if required, should be shown in Appendix C.

#### 252.7.4 **Reply Structure**

Replies to requirements must be structured in either coded or clear language in accordance with the principles of MILSTICCS. Clear language replies shall be in English and may also be provided in the native language of the codifying NCB within Native Clear Text Reply (DRN 8751).

252.7.4.1 Qualitative coded replies which can be predicted must be included in a table from which a selection can be made readily by the user of the IIG. Within a given reply table for a MRC and whatever the IIG, the number of the coded characters must be equal. The table of replies should be established by applying the following rules.

252.7.4.2 **Reply Codes** should be as short as possible and still provide sufficient code lengths to cover the quantity of known replies or predictable '1' replies in a table. In development of Reply Codes for a MRC Reply Table, if ten or less Reply Codes are the maximum that can be expected as the number of replies, a single character should be established as a Reply Code and the table appears in this case in Section I/III, following replies instructions. Where the possibility of replies exceeds ten, two or more characters will be needed for each code, depending upon the quantity of different replies anticipated. Reply Codes should be mnemonic whenever possible. Thus, the replies "LEFT" and "RIGHT" are always coded "L" and "R" respectively. Reply Code may be all numeric, all alpha or controlled alphanumeric within a given table.

Existing codes must not be recoded, which means, once having been assigned Reply Codes must not be changed, supplemented or deleted. This rule must be followed even if the existing codes do not meet the criteria above.

When the table of replies is limited to one positive and one negative reply (e.g., positive and negative measures) the positive reply should be coded "P" (PLUS) and the negative reply should be coded "M" (MINUS).

#### 252.7.5 **Measurement**

Unless otherwise instructed by a requirement, measurements will be recorded in decimal form.

For International System Units - SI - (Metric) a minimum of one and a maximum of three digits before and after the decimal point may be used. For other units a minimum of one digit must precede the decimal point and, unless otherwise instructed, measurements carried to the nearest three places of decimal are to be used.

## Sub-Section 253 - International Collaboration for IIG Maintenance and NATO Supply Class Changes

### 253.1 FIIG/IIG Co-ordination Status

To ensure that all countries implementing, or having implemented, an IIG are included in any co-ordination action initiated, the following procedure will be adopted.

253.1.1 Within the framework of the international collaboration on Item Names, NSC and IIGs, the list of nations which collaborate can be consulted in Table [CodSP-4](#).

For a complete and up-to-date listing of U.S. IIGs, go to address <https://www.dla.mil/HQ/LogisticsOperations/Services/FIC/IIG.aspx> on Internet.

### 253.2 Procedure

253.2.1 The NATO, Tier 2 or Tier 1 sponsored country needing to revise an IIG/FIIG should forward a request via E-mail to [fiigs@dlamail](mailto:fiigs@dlamail)

The E-mail must have attached to it the completed NATO Form AC/135-No 28A and technical data having regard to the rules and requirements stipulated in [paragraph 252.7](#). The US NCB will send the NATO Form AC/135-No 28A to all participating nations identified in the CodSP-4 "Technical Contacts - H2/H6/IIG Collaboration".

The timeframe for collaborations is defined as **10 days**. Co-ordination and collaboration may only be carried out on the last IIG issue, updated to the latest corrigendum.

253.2.2 The US NCB initiates a co-ordination action with request forms to all countries participating in International collaboration and US services for concurrence and comments. Each participating country should review the proposed revision and provide comments to the US NCB, through e-mail with courtesy copies to all collaborating countries (listed in [CodSP-4: Technical Contacts - H2/H6/IIG Collaboration](#)), within **10 days** from receipt. The exception is NSC's, where **30 days** from receipt will be allowed. No comments within the said timeframes means full agreement with the request.

253.2.3 During the reply timeframe:

- a. If there are dissenting views or suggested revisions to the original proposal, the non-concurring country must provide either additional technical data, or justification and/or comment supporting the dissenting views or suggested revision to the original proposal.
- b. The US NCB will analyse the comments received and determine whether to discuss the dissenting views or suggested revisions with the submitting country, or withdraw, amend or pursue the original proposal.
- c. Exchanges of correspondence to revise a notification will be between the submitting country, the country which disagrees with the proposal and the US NCB, with courtesy copies to all collaborating countries (listed in [CodSP-4 : Technical Contacts - H2/H6/IIG Collaboration](#)).
- d. The US NCB will make every effort to obtain consensus among collaborating nations.

- 
- 253.2.4 If after exchange of information the submitting and non-concurring countries change their decision, any revisions to the proposal will be sent to the US NCB by the submitting country. If the submitting country decides to withdraw the proposal, participating countries will be advised of the decision. If the original proposal has significant amendments, participating countries will be provided an opportunity to comment upon the revised proposal.
- 253.2.5 Should it prove impossible to reconcile comments or counter proposals, the proposals are referred to AC/135 Panel A who will, if necessary, present detailed proposals to the Group of National Directors for a final decision.
- 253.2.6 All Except USA (AEUSA) Item Names: Formerly, ACodP-1 allowed the creation of INCs labelled "All Except USA" in cases where all countries agree with an Item Name proposal except NCB US. However, effective January 1, 2009, the creation of new AEUSA INCs is not allowed. AC/135 is working to reduce, and eventually to eliminate, AEUSA INCs from the NCS.
- 253.2.7 DLA Logistics Information Service will implement the proposal in accordance with US Procedures Manual DoD 4100.39-M, Volume 3, Chapter 2, "ITEM NAMES" (available online at [FLIS Technical Procedures](#)).
- 253.2.8 The submitting country and participating countries will be informed by DLA Logistics Information Service through e-mail about implemented changes, and DLA Logistics Information Service will publish the changes. Also, there is an IIG Change List in the back of each IIG that shows all current changes to that IIG.
- 253.3 **NATO Form AC/135-No 28A** - H2/H6/IIG Collaboration Action Request (see [253.3.3](#))
- 253.3.1 **General**
- 253.3.1.1 NATO Form AC/135-No 28A should be used by the submitting country to co-ordinate all revisions of the Item Identification Guides - IIGs -, the Item Name Directory (H6) and Classification Handbooks (H2). When countries have multiple requests each addition / change / deletion is considered a separate request and should be submitted on separate NATO Forms AC/135-No 28A .
- 253.3.1.2 The US NCB initiates a co-ordination action with the request forms for concurrence and comments to the submitting country and all co-ordination countries listed in [CodSP-4](#) : Technical Contacts - H2/H6/IIG Collaboration.
- 253.3.1.3 Copies of any dissenting views and/or proposals for revision should be forwarded to the US NCB, at E-mail address listed in [CodSP-4](#) : Technical Contacts - H2/H6/IIG Collaboration, with courtesy copies to all collaborating countries (listed in same CodSP).
- 253.3.1.4 Proposed changes to Item Names and NSCs should be entered on the form and forwarded via E-mail to [fiigs@dla.mil](mailto:fiigs@dla.mil).
- 253.3.1.4.1 DLA Logistics Information Service notifies all users of NSC changes through C/F letters, copies of which may be found at:  
<https://www.dla.mil/HQ/LogisticsOperations/Services/FIC/IIG/CFLetters.aspx>  
Note: NSC changes will not be implemented until 45 days after they are approved because of the potentially large impact they may have in item management.
- 253.3.2 **Purpose and Application of NATO Forms AC/135-No 28, Part A and B**
- 253.3.2.1 **Part A: H2/H6/IIG Collaboration Action Request – Transmittal Form (NATO Form AC/135-No 28A)**
-

- (1) The purpose of this form is to co-ordinate all proposed H2/H6/IIG changes between Collaborating NCBs and US NCB.
- (2) Provision is made for:
  - (a) Proposed Item Names & associated CPV codes
  - (b) Item Name Definition:
    - (i) Addition of AIN definition;
    - (ii) Revision of AIN definition & associated CPV codes;
  - (c) Approved Item Name:
    - (i) Cancel of Approved Item Names;
    - (ii) Cancel / Replace of Approved Item Names;
    - (iii) NSC Action of Approved Item Names;
    - (iv) Colloquial term for Approved Item Names;
  - (d) Basic Name:
    - (i) Addition of basic names;
    - (ii) Cancellation of basic names;
    - (iii) Revision of basic names;
  - (e) MRC Action:
    - (i) Add a MRC;
    - (ii) Delete a MRC;
    - (iii) Revise a MRC;
  - (f) Reply code(s):
    - (i) Add reply code(s);
    - (ii) Delete reply code(s);

253.3.2.2 **Part B: H2/H6/IIG Collaboration Action Request – Reply Form (NATO Form AC/135-No 28B)**

Form to show Collaboration replies from NATO countries to proposed action(s).



**253.3.3 Completion of NATO Forms AC/135-No 28, Part A and B**

**253.3.3.1 Part A: H2/H6/IIG Collaboration Action Request – Transmittal (NATO Form AC/135-No 28A)**

Information to be entered by the initiator of the Collaboration Action Request

Block	Instructions
1	Insert your “3-letter” Country Code according to ISO 3166-1 and as listed in <a href="#">CodSP-3</a> .
2	Insert your national reference and date for control purposes.
3	Receivers of the report are: - US NCB; - All Collaborating NCBs (see <a href="#">CodSP-4</a> )
4	Enter affected INC for proposed action. If this request is for an action on an existing name enter the Item Name Code (INC) here. If this is a new name request enter the INC of a similar item here. If changing or deleting, identify information to be altered;
5	Check appropriate box(es) for desired action
6	Describe/explain what action is to be taken and what it should accomplish
7	If applying to multiple INCs a list of INCs should be part of the proposal or added as an attachment. Beneath this number enter in parentheses the appropriate Condition Code. List specified NSCs for Condition Code 2 with an NSC Modifier (in lower case) on the same line. List all modifiers for Condition Code 2 NSCs regardless of action. List the NSCs in numeric order
8	PROPOSED CPV CODE: the appropriate CPV code should be entered including the decoded text. The CPV-INC mapping table should be used to help identify a suitable CPV code. The CPV-INC mapping can be found in NABS;  <u>NOTE:</u> Selection of the proposed CPV should take into account the CPV used for similar Approved Item Names (AINs) to ensure a uniform approach. Agreement of the CPV will be reached in accordance with the procedure set forth in <a href="#">Sub-Section 253.2</a>
9	State/justify why this action is needed. For example, “There is no current Approved Item Name that describes this item”;
10	Enter any information not previously covered along with Point of Contact information here; Include the name, country, telephone number and e-mail address of the requester

253.3.3.2 **Part B : H2/H6/IIG Collaboration Action Request Reply Form (NATO Form AC/135-No 28B)**

Information to be entered by the recipient of Part A

Block	Instructions
1	Insert your "3-letter" Country Code according to ISO 3166-1 and as listed in <a href="#">CodSP-3</a> .
2	Insert your reference and date for control purposes.
3	Receivers of the report are: - US NCB; - All Collaborating NCBs (see <a href="#">CodSP-4</a> )
4	National Reference of the country having requested the proposed action (c.f. NATO Form AC/135-No 28, Part A, Block 2)
5	Decision: Checkmark the appropriate box (concurrence or disagreement with the action proposed should be stated)
6	Comments and/or recommendations supporting the decision as appropriate
7	Signature of the official responsible for the concurrence/non-concurrence.

**NATO CODIFICATION OF EQUIPMENT / CODIFICATION OTAN DES MATÉRIELS**  
**H2/H6/IIG COLLABORATION ACTION REQUEST / DEMANDE DE COLLABORATION H2/H6/GIA**

**PART A SUBMITTER'S FORM****PARTIE A – FORMULAIRE DE SOUMISSION**

<b>1</b> FROM / DE :	<b>2</b> REFERENCE / RÉFÉRENCE, DATE :	<b>3</b> TO / DESTINATAIRES : USA & COLLABORATING NCBs / ÉTATS-UNIS & BNC PARTICIPANTS
<b>4</b> INC / CODE DÉNOM :		
Please select action below, provide justification, any comments, and attach only technical data to request / Veuillez s.v.p. sélectionner la mesure ci-dessous, fournir la justification, vos éventuels commentaires et joindre uniquement des données techniques à la demande		
<b>5</b> PROPOSED ACTION / MESURE PROPOSÉE	<b>6</b> EXPLAIN PROPOSED ACTION / EXPLICATION DE LA MESURE PROPOSÉE	<b>7</b> NSC / CLASSE
<input type="checkbox"/> Proposed Item Name / Proposition de dénomination		
<input type="checkbox"/> Item Name Definition / Définition d'une dénomination <input type="checkbox"/> Add / Ajout <input type="checkbox"/> Revise / Révision		
<input type="checkbox"/> Approved Item Name / Dénomination approuvée <input type="checkbox"/> Cancel / Annulation <input type="checkbox"/> Cancel-Replace / Annulation-Remplacement <input type="checkbox"/> NSC Action / Opération Classe OTAN <input type="checkbox"/> Colloquial / Usuelle		
<input type="checkbox"/> Basic Name / Dénomination de base <input type="checkbox"/> Add / Ajout <input type="checkbox"/> Cancel / Annulation <input type="checkbox"/> Revise / Révision		
<input type="checkbox"/> MRC Action* / Opération MRC* <input type="checkbox"/> Add / Ajout <input type="checkbox"/> Delete / Suppression <input type="checkbox"/> Revise / Révision		
<input type="checkbox"/> Reply Code(s) / Code(s) réponse <input type="checkbox"/> Add / Ajout <input type="checkbox"/> Delete / Suppression		
*Please specify MRC tied to the MRC Action / *Veuillez s.v.p. mentionner le MRC lié à l'opération MRC		
<b>8</b> PROPOSED -CPV- CODE / CODE -CPV- PROPOSÉ :		
----- DECODED TEXT / TEXTE DÉCODÉ :		
<b>9</b> JUSTIFICATION		
<b>10</b> COMMENTS (Please provide name and contact information of Submitter) / COMMENTAIRES (Veuillez s.v.p. fournir le nom et coordonnées de l'auteur de la proposition)		

**NATO CODIFICATION OF EQUIPMENT / CODIFICATION OTAN DES MATÉRIELS**  
**H2/H6/IIIG COLLABORATION ACTION REQUEST/ DEMANDE DE COLLABORATION H2/H6/GIA**

PART B – COLLABORATION COMMENTS

PARTIE B – OBSERVATIONS DE L'ORGANISME PARTICIPANT

<b>1</b> FROM / DE :	<b>2</b> REFERENCE / RÉFÉRENCE, DATE :	<b>3</b> TO / DESTINATAIRES :  USA & COLLABORATING NCBs / ÉTATS-UNIS & BNC PARTICIPANTS
<b>4</b> PART A – REFERENCE / RÉFÉRENCE, DATE :		
<b>5</b> DECISION / DÉCISION :  <input type="checkbox"/> CONCUR WITHOUT COMMENT / ACCORD SANS COMMENTAIRE  <input type="checkbox"/> CONCUR WITH COMMENT-RECOMMENDATION / ACCORD AVEC COMMENTAIRE-RECOMMANDATION  <input type="checkbox"/> NON-CONCUR WITHOUT COMMENT-RECOMMENDATION / DÉSACCORD SANS COMMENTAIRE-RECOMMANDATION  <input type="checkbox"/> NON-CONCUR WITH COMMENT-RECOMMENDATION / DÉSACCORD AVEC COMMENTAIRE-RECOMMANDATION		
<b>6</b> COMMENT(S) - RECOMMENDATION(S) / COMMENTAIRE(S) – RECOMMANDATION(S) :		
<b>7</b> SIGNATURE :		

NATO FORM AC/135-No 28B

12.07

FORMULAIRE OTAN AC/135-N° 28B

## Sub-Section 254 - International Collaboration of New Item Identification Guides (IIGs)

### 254.1 Purpose

254.1.1 This Sub-Section defines the procedures to be used to initiate and internationally collaborate, the development of an Item Identification Guide (IIG) by a NATO country other than the United States or a Tier 2 sponsored country. The objectives of these procedures are to ensure that:

- a. all NCBs are informed of a 'national' intention or proposal to develop a new IIG;
- b. all interested NCBs have an opportunity to provide comments to the originating NCB; and
- c. all proposals for new IIGs are processed with the shortest possible timeframe.

### 254.2 Definitions.

254.2.1 For the purposes of this Sub-Section, the following definitions apply:

- a. Nationally developed IIG. Refers to an Item Identification Guide which has been proposed and developed by a NATO country other than the United States or a Tier 2 sponsored country.
- b. Initiating/Originating Country. Refers to the NATO country or Tier 2 sponsored country which initially proposes and develops a new IIG.

### 254.3 Item Identification Guide (IIG) Registration/Action Request

254.3.1 A NATO, Tier 2 or Tier 1 sponsored country which identifies a requirement for and/or proposes to develop a new IIG will prepare and forward **NATO Form AC/135-No 28C "Item Identification Guide Registration/Action Request"** to DLA Logistics Information Service with an information copy to all NCBs. The purpose of the "IIG Registration/Action Request" is twofold:

- a. to provide DLA Logistics Information Service with sufficient information to evaluate the proposal and prevent a possible duplication of IIG development effort; and
- b. to advise all NCBs that a new Item Identification Guide is being proposed for development.

<p><b>NOTE :</b> In order to minimise processing delays, IIG Registration/ Action Requests will be transmitted by e-mail to <a href="mailto:fiigs@dla.mil">fiigs@dla.mil</a>, wherever possible.</p>
--

254.3.2 As indicated in [sub-paragraph 254.3.1](#), the Item Identification Guide (IIG) Registration/Action Request is solely intended to notify DLA Logistics Information Service, as well as all NATO/Tier2 NCBs, of a national intention or proposal to develop a new IIG. As a result, the IIG Registration/Action Request should be prepared and submitted prior to undertaking any significant development effort on the proposed new IIG.

254.3.3 Because it is only a notification of intention, there is no requirement that the IIG Registration/Action Request be subject to international collaboration procedures. Countries will however be afforded an opportunity to subsequently collaborate in the development of the proposed new IIG (refer to [paragraph 254.4](#)).

254.3.4 Each "IIG Registration/Action Request" shall provide the following information:

- a. Approved Item Name(s)/Item Name Code(s):
  - (1) If a new Approved Item Name (AIN) is being proposed, the proposed NATO Stock Class (NSC) and Item Name Definition will also be identified. In addition, a properly completed Item Name Action Request (NATO Form AC/135 No 28 Parts A and B) will be attached to the IIG Registration/Action Request.
  - (2) If it is proposed that an existing Approved Item Name (AIN) be developed into a "new" IIG, the Item Name Code (INC) as well as the current IIG number and Item Name Definition will be provided.
- b. Applicable reference data for each Approved Item Name (AIN). If relevant to the proposal, the submitter will also provide copies of relevant technical data sheets.
- c. A short statement describing and providing justification for the proposed new IIG; and
- d. The name and contact numbers (telephone and facsimile) of the person responsible for development of the proposed 'new' IIG.

254.3.5 Upon receipt of an 'IIG Registration/Action Request', DLA Logistics Information Service will determine whether the proposed new IIG duplicates an existing IIG or an IIG already proposed or under development.

254.3.6 Within **10 days** after receipt of an IIG Registration/Action Request, DLA Logistics Information Service will provide a reply to the initiating NCB (info all NCBs):

- a. If the proposed new IIG duplicates an IIG currently under development by the United States or another NATO or Tier 2 sponsored country, the DLA Logistics Information Service reply will indicate the proposed IIG number, the expected completion date and provide details concerning the point of contact;
- b. If the proposed new IIG duplicates an existing IIG, the DLA Logistics Information Service reply will indicate the IIG Number and Revision Date;
- c. If the proposed new IIG does not duplicate an existing or proposed IIG, the DLA Logistics Information Service reply will indicate whether the development of the new IIG should be undertaken by the United States or whether the initiating NCB is authorised to proceed with development.

#### 254.4 International Collaboration Procedures

254.4.1 Upon receipt of a DLA Logistics Information Service reply indicating the 'national' development is to proceed, the originating NCB will finalise the development of the proposed new IIG and forward a copy to all NCBs. Within **10 days** after receipt of the draft, NCBs will forward their recommendations/comments to the originating NCB.

254.4.2 The originating NCB will review all recommendations/comments provided by interested NCBs. Discrepancies concerning the content of the proposed IIG will be settled through bilateral discussion and/or correspondence.

254.4.3 In the event that comments or counter-proposals concerning the content of the proposed new IIG cannot be reconciled through bilateral discussion and/or correspondence, the originating NCB will forward the draft IIG and all supporting documentation to DLA Logistics Information Service for arbitration.

#### 254.5 **Format of Draft IIG Proposals**

254.5.1 In order to facilitate international collaboration and review of proposed new IIGs, draft copies will be prepared in accordance with the detailed procedures and instructions governing the format and content of IIG proposals contained in the FIIG Users Handbook. IIG proposals should be electronically submitted, in ASCII format,.

254.5.2 Where a draft IIG proposes the addition/deletion/amendment of existing MRCs, replies etc., the IIG maintenance procedure set forth in [Sub-Section 253](#) will also apply.

#### 254.6 **Maintenance of Nationally Developed IIGs**

254.6.1 All requests for additions/deletions/amendments to an approved nationally developed IIG are to be forwarded to the originating country using the procedures set forth in [Sub-Section 253](#). The originator will be responsible for submitting and co-ordinating changes with USA NCB.

#### 254.7 **Publication of Nationally Developed IIGs**

254.7.1 Fully collaborated IIG proposals will be forwarded to the United States (DLA Logistics Information Service) for publication and made available to all NCBs in accordance with existing procedures.

254.7.2 In order to facilitate subsequent maintenance of the new IIG, DLA Logistics Information Service will ensure that the originating country is clearly identified and that a statement outlining the special maintenance procedures set forth in [paragraph 254.6](#) are incorporated into the new IIG.

#### 254.8 **F(IIG) Support Data/Files**

254.8.1 Nationally developed IIGs that are fully collaborated and published may, at some time in the future, be adopted for use by other NCBs. As a result, nationally developed IIGs must be afforded the same status as US-developed IIGs.

254.8.2 In order to maintain the integrity of the NATO Codification System, the United States (DLA Logistics Information Service) will ensure that all new and/or amended nationally developed IIGs are fully incorporated into the MRD and any affected F(IIG) support files. In addition, those countries which have developed 'national' decode systems must ensure that these systems are updated to reflect the existence of nationally developed IIGs.

**NATO CODIFICATION OF EQUIPMENT / CODIFICATION OTAN DES MATÉRIELS**  
**ITEM IDENTIFICATION GUIDE REGISTRATION/ACTION REQUEST**  
**DEMANDE D'ENREGISTREMENT D'UN GUIDE D'IDENTIFICATION D'ARTICLE**

FROM / DE :	REFERENCE / RÉFÉRENCE, DATE :	TO / À : <b>DLA Logistics Information Service</b> <b>(INFO ALL NCBs)</b>
APPROVED ITEM NAME(S) / DÉNOMINATION(S) APPROUVÉE(S) : <input type="checkbox"/> Proposed / Proposée(s) <input type="checkbox"/> Existing / Existante(s)		
ITEM NAME CODE(S) / CODE(S) DÉNOMINATION :		(F)IIG / GIA:
ITEM NAME DEFINITION(S) / DÉFINITION(S) DE DÉNOMINATION :		
ITEM REFERENCE(S) / RÉFÉRENCE(S) ARTICLE :	NCAGE CODE / CODE NCAGE :	REFERENCE NUMBER(S) / NUMÉRO(S) DE RÉFÉRENCE :
SUPPORTING DOCUMENTATION / DOCUMENTATION À L'APPUI : <input type="checkbox"/> Technical Documentation-Specification / Documentation technique <input type="checkbox"/> Other / Autre <input type="checkbox"/> Draft IIG / Projet GIA <input type="checkbox"/> None / Aucune		
JUSTIFICATION :		
CONTACT PERSON / PERSONNE À CONTACTER :	PHONE / TÉLÉPHONE :	FAX / TÉLÉCOPIE :
Page      of / de      Pages		SIGNATURE :



## Sub-Section 255 - Reference Drawings

### 255.1 Definition

Reference drawings are illustrations which portray and identify general details of the items of supply being identified. They are as broad in scope as possible so that a number of items may be covered by a single drawing and they may not include dimensional requirements.

### 255.2 Addition of Reference Drawings

255.2.1 If an item of supply is being identified and its style is not represented by any Reference Drawing contained in the appropriate FIIG, a request for inclusion within the appropriate Reference Drawing Group - RDG - may be submitted by use of the NATO Form AC/135-No 28 (see [Sub-Section 253](#)).

255.2.2 Application for the addition of a style should only be made when an item is of a general style. An item of unique configuration which is unlikely to be repeated should be identified by Partial Description, the style requirement being omitted.

### 255.3 Modification, Updating and Distribution

255.3.1 The updating and maintenance of Reference Drawings related to FIIGs takes place in the framework of the international collaboration procedure (see [Sub-Section 253](#)).

255.3.2 Reference Drawings managed by USA are accessible on the following media:

- IIG publication on electronic data carrier
- IIG consultation on the Web site of the US NCB, at:  
<https://www.dla.mil/HQ/LogisticsOperations/Services/FIC/IIG.aspx>

## **Sub-Section 256 - Support for Exchange of Descriptive Item Identification Data**

### **256.1 General**

256.1.1 Descriptive Item Identification Data will be provided to all registered users, including automatic updating, for all items for which the item identification type is different to Type 2

### **256.2 Characteristics Data**

256.2.1 Characteristics Data exchange requires the national implementation of the General Decoding System - GDS - and the pertaining decoding tools as provided by the US on a quarterly basis.

Format and contents of the Master Requirements Directory - MRD - are described in [Section 280](#).

---

## Sub-Section 257 - System Support Files used for Characteristics Data Processing

### 257.1 Introduction

The U.S. maintains System Support Files used for Characteristics Data Processing. The definitions and contents of the System Support Files and their related DB2 tables follow.

### 257.2 Cataloging Handbook H2 (Federal Supply Classification Groups and Classes)

The Federal Supply Classification was developed to classify items of supply in a commodity classification and is sufficiently comprehensive in scope to permit the classification of all items of personal property. In order to accomplish this, groups and classes were established for the universe of commodities. The Federal Supply Group (FSG) identifies, by title, the commodity areas covered by classes within the group. Each class covers a relatively homogeneous area of commodities, in respect to their physical or performance characteristics, or in respect that the items included therein are usually requisitioned or issued together, or constitute a related grouping for supply management purposes.

The FSC utilizes a four-digit coding structure. The first two digits of the code number identify the group, and the last two digits of the code number identify the classes within each group. The primary application of the FSC code number is in the National Stock Number (NSN). The NSN for an item of supply consists of the applicable four-digit FSC code number plus the nine-digit National Item Identification Number (NIIN). The FSC Cataloging Handbook (H2) presents the classification structure of the FSC, showing all groups and classes listed in the arrangement of the four-digit FSC code-numbering system. Where appropriate, a definition and the main inclusions and exclusions, which delimit the coverage of a particular class, are shown immediately following the title of the class. (DB2 Tables 076, 316, 491)

### 257.3 Cataloging Handbook H6 (Federal Item Name Directory)

The Federal Item Name Directory contains all Basic Concept Names, Colloquial Names, and Approved Item Names (AINs) with their associated Federal Supply Classifications (FSCs), Condition Codes, Federal Item Identification Guides (FIIGs), and Item Name Codes (INCs). They are listed in alphabetical sequence. Hyphenated noun phrases are grouped in alphabetical order following single nouns. Definitions are included for Basic Concept Names and AINs. Referenced AINs are listed for Colloquial Names. (DB2 Tables 091, 098, 099, 513, 990)

### 257.4 FIIG Edit Guides

Characteristic Data Management (CDM) includes the requirement for editing characteristic data criteria in a disciplined manner and structuring the criteria in a mechanized mode to ensure that the characteristics description of an item is answered and valid in accordance with the Military Standard Item Characteristics Coding Structure (MILSTICCS) as instructed by each Federal Item Identification Guide (FIIG). FIIGs, Approved Item Names (AINs), Reply Codes/Replies, and styles coded in the FIIG as "All Except USA" (indicated by "#") are not coded in the FIIG Edit Guides.

**The FIIG Edit Guides are divided into four sections:**

- Technical Edit The Technical Edit insures that data entering the system adhere to predetermined formats and usage of authorized replies. Data not meeting these criteria will be automatically rejected to the submitter. (Portions of DB2 Tables 121, 122, 123)

- Relationship Edit The Relationship Edit insures that subrequirements cross-referenced to specific MRCs and/or replies are answered for Full Descriptive (Type 1) items. Data not meeting this criterion will be automatically rejected to the submitter. (Portions of DB2 Tables 121, 122, 123)
- Proportion Edit The Proportion Edit insures that dimensional MRCs are answered proportionately respective of each other (i.e., inside diameter cannot exceed outside diameter). Data not meeting this criterion will be automatically rejected to the submitter. (Portions of DB2 Tables 121, 122, 123)
- Format Edit The Format Edit insures that data entering the system adhere to predetermined requirements. Every Approved Item Name (AIN) assigned to a FIIG is coded with every applicable MRC listed. Data not meeting these criteria will be automatically rejected to the submitter. (DB2 Table 120)

### 257.5 Master Requirements Directory (MRD)

The Master Requirements Directory (MRD) is a consolidated grouping of item characteristics coding information. MRD represents a single master directory of the Military Standard Item Characteristics Coding Structure (MILSTICCS) data for standardized development and formatting of characteristics data. The MRD promotes the standardization of data elements. This data is used in the development and maintenance of the Federal Item Identification Guides (FIIGs).

This directory contains the requirement statements (inferred questions) and replies (possible valid answers) to be used in developing and maintaining a standard description of an item of supply. The MRD also provides a master directory of Master Requirement Codes (MRCs) and related data consisting of reply tables and reply codes, the styles and their related data consisting of the style numbers and titles, and the Identified Secondary Address Coding (ISAC) data consisting of the ISAC tables and ISAC codes.

#### The MRD is divided into five components:

- Sections I and VII – Master Requirement Codes (MRCs)

Contains each MRC with its respective Mode Code, MRC Usage Designator, MRD Status Code, Print Skeleton Code, Keyword Group Code, Keyword Modifier Statement, Requirement Statement, Requirement Statement Definition, MILSTICCS instructions, assigned Reply Table(s) and length of the coded replies, if applicable, utilized by the requirement. (DB2 Tables 126, 127, 347)
- Section III – Reply Tables

Contains the Reply Tables, the assigned Reply Codes, and the respective decoded Reply Statement. (DB2 Table 128)
- Section V – Style Reply Tables

Contains the Style Number and decoded style reply statement for each Mode Code L MRC. (DB2 Table 131)
- Section VI, Part I – Identified Secondary Address Code (ISAC) Reply Tables

Contains the ISAC reply tables for each FIIG and MRC utilizing ISAC coding. (DB2 Tables 120, 122, 124)

- Section VI, Part II – Identified Secondary Address Code (ISAC) Code Replies

Contains the decoded ISAC reply statement for each ISAC reply table and ISAC coded reply. (DB2 Table 125)

NOTE: Sections II and IV are no longer being used.

#### 257.6 **Reference Drawing Group (RDG) Drawings**

An illustration is one method of indirectly displaying characteristics of an item of supply that may not be possible to include in an item identification directly. The FIIG Appendix B contains one or more illustration or Reference Drawing that are as generic as practical so that they may apply to a maximum number of items of supply. Illustrations or Reference Drawings may be drawings, graphs, tables, diagrams, sketches, photographs, or statements used to illustrate or delimit differentiating characteristics of an item of supply. These illustrations or Reference Drawings are arranged into Reference Drawing Groups (RDGs) which contain drawings with similar differentiating characteristics. The RDGs may be further broken down into sections that contain drawings that portray specific variations of a generic characteristic. Drawings may contain dimensional MRCs that must be answered to obtain a full description (Type 1) for the selected style. (DB2 Tables 321, 322, 323, 324, 325, 326)

#### 257.7 **Weblink to U.S. Catalog Tools Tables:**

<https://www.dla.mil/HQ/InformationOperations/Offers/Services/FIC/CatalogToolsTables.aspx>

#### 257.8 **Translations of the MRD files**

NCB can provide NSPA own national language translations of MRD tables for decoding characteristics data via Name and Class Lookup (NCL) back office. NCB keeps the file format used by US NCB and replaces the English texts with the ones translated in the national language.

The tables that should be translated are DB2 Tables 125, 127, 128 and 131.

NSPA will integrate the translated tables in NMCRL.

## Section 260 - Methods and Types of Item Identification

### Sub-Section 261 - Methods of Item Identification

Two methods have been established for accomplishing the process of item identification: the descriptive method and the reference method. The descriptive method is the preferred method (see [Sub-Section 263](#)).

#### 261.1 Descriptive Method of Item Identification

The descriptive method of item identification establishes an item of supply by describing the characteristics of that item which give it a unique character.

This facilitates identification and allows the comparison between related items, using the available characteristics to determine the degree of similarity or difference.

This permits:

- The selection of the best item for the intended use;
- The assignment of individual items to appropriate classes of the NATO Supply Classification;
- The disclosure and selection of groups of items for which standardization may be practicable;
- The ability to group items to serve the needs of multiple logistics functions.

#### 261.2 Reference Method of Item Identification

The reference method of item identification establishes the identity of an item of supply by reference(s) to the item identifying number(s) of one or more manufacturers, denoting the item or items of production included under the same concept. Therefore, under the reference method, the essential characteristics of the item of supply are not delineated in the item identification but can be verified by research of the data represented by the manufacturer's(s) item identification number(s) to differentiate it from every other item of supply by reference numbers, thus providing a basis for comparison of related items of supply by means of the NCAGE Code, Reference Number, RNCC and RNVC.

## Sub-Section 262 - Type of Item Identification

262.1 The descriptive and reference methods of item identification produce seven types of item identifications ranked in the following order of precedence:

- Type 1** : (full descriptive) item identification
- Type 1A** : (full descriptive-reference) item identification
- Type 1B** : (full descriptive-reference-descriptive) item identification
- Type 4** : (partial descriptive) item identification
- Type 4A** : (partial descriptive-reference) item identification
- Type 4B** : (partial descriptive-reference-descriptive) item identification
- Type 2** : (reference) item identification

### 262.2 Types of Identification for Approved Item Names

#### 262.2.1 **Type 1 (full descriptive) item identification**

The full descriptive method of item identification produces a Type 1 item identification in which all essential characteristics of an item are contained and by which the item is distinguished from every other item of supply

A Type 1 item identification should be prepared when the item of supply concept can be identified on the basis of the descriptive characteristics alone. The Type 1 item identification delineates the essential characteristics of the item of supply by use of the following kinds of identification data:

- a) The Approved Item Name - AIN - is the first element in each Type 1 item identification.

The AIN in the Item Name Directory - H6 indicates the "Item Identification Guide" - IIG - to be used for the description of the items covered by this AIN.

<p><b>NOTE :</b> When the AIN refers to the "Miscellaneous Items" IIG -A239- and to the "Sets, Kits, Groups and Outfits" IIG -A238- only a partial description will be possible (Type 4, 4A or 4B).</p>
---

- b) The description of the characteristics of the item of supply by a series of statements in words or numerals ordinarily forms the major kind of identification data used in each Type 1 item identification. The specifying of essential characteristics progressively creates a differentiation between items with the same Approved Item Name. When it is not feasible to delineate all essential characteristics of the item in the description, the description may be augmented to indicate additional characteristics by referring to particular documents or other sources of data descriptive of the item of supply. Approved sources to which references may be made are Government manufacturer's or professional/industrial association specifications or standards. It is essential that all references made are to documents which are recognised within Government or Industry and are generally available.

A Type 1 descriptive identification, established with an IIG, is valid when a positive reply is given to every requirement (MRC) listed as compulsory in the Applicability Key Index.

**CodSP-23** represents a list of AIN for which a full descriptive item identification should be established when using that AIN for any NSN.

<b>NOTE :</b> If only one compulsory reply is missing, the item identification becomes Type 4.
--

#### 262.2.2 **Type 1A (full descriptive-reference) item identification**

The Type 1A item identification delineates essential characteristics of the item of supply in the same manner and to the same extent as for a comparable Type 1 item identification. However, it limits the item of supply to a single item of production by a reference to the manufacturer of the single item of production and to his item identification number. The Type 1A item identification combines the data required for a Type 1 item identification with the data required for a Type 2 (reference) item identification representing a single item of production. A Type 1A item identification should be prepared when a single item of production, specific to one manufacturer, is the only one that can fulfil the item of supply concept and is fully identified by the part Reference Number from this manufacturer.

#### 262.2.3 **Type 1B (full descriptive-reference-descriptive) item identification**

The Type 1B Item Identification delineates essential characteristics of the item of supply in the same manner and to the same extent as for a comparable Type 1A item identification. However, it completes the identification of the item of production by a statement of those minimum characteristics required to differentiate the item of production from other items of production having the same manufacturer's Reference Number. A Type 1B item identification should be prepared when the item of supply contains a feature not inherent in the manufacturer's identifying Reference Number.

#### 262.2.4 **Type 4 (Partial Descriptive) item identification**

An Item Identification of this type is prepared when it is not possible or not beneficial to reply to each requirement provided in the IIG under the Approved Item Name.

The minimum characteristics necessary for a Type 4 is a reply to the MRC NAME and a positive reply to one additional MRC of the IIG, as long as this additional MRC is not established by the IIG as the only compulsory MRC for that item besides MRC NAME.

The maximum description is one reply less than a full description.



### 262.2.5 **Type 4A (Partial descriptive-reference) item identification**

As with an Item Identification of Type 1A, an Item Identification of Type 4A allows for only one item of production which represents exactly the item of supply. The minimum and maximum requirements are the same as for a Type 4 item identification.

### 262.2.6 **Type 4B (Partial descriptive-reference-descriptive) item identification**

The Type 4B Item Identification reflects the Type 1B concept in that the item of supply is limited to a single item of production, however the Manufacturer's Reference Number assigned does not completely identify the item. The minimum and maximum descriptive requirements as for a Type 4 also apply to a Type 4B.

### 262.2.7 **Type 2 (Reference) item identification**

This type is used only when the descriptive method item identification is not justified or cannot be used. The essential characteristics of the item of supply are implicitly indicated by the choice of the item(s) of production designated by its/their reference(s). The Type 2 item identification quotes:

- the Approved Item Name or, if that does not exist, the part name given to the item by the manufacturer or by an official body;
- the manufacturer's Reference Number(s) designating the item(s) of production; and/or
- standard or specification identifying the item of supply.

**NOTE:** The use of a standard must be exceptional and justified only by urgency. Standard items should be identified by description.

## 262.3 **Types of Identification for Non Approved Item Names**

262.3.1 Since a Non-Approved Item Name can only be codified to IIG-A239/A238 and cannot have answers to mandatory Master Requirements Codes (DRN 3445), an Item Identification Type 1, 1A or 1B cannot be produced.

262.3.2 A Non-Approved Item Name can however, dependent upon the answers to Master Requirements Codes, have an Item Identification Type 4, 4A, 4B or 2.

## 262.4 **Coding type of item identification**

For application in data processing procedure a TYPE OF ITEM IDENTIFICATION CODE -TYPE II CODE- (DRN 4820) is assigned to each identification type.

The various codes assigned to item identification types are shown in Chapter IV, [Annex G7 Table 10](#).

## **Sub-Section 263 - Priority in Use and Reason for the Choice of Item Identification Methods**

### **263.1 Priority in Use**

When an Approved Item Name -AIN- and an Item Identification Guide - IIG - exist the descriptive method should be applied whenever possible. When seeking the quality of Item Identification, priority must be given to the full descriptive method (Type 1, 1A and 1B) over the other two methods (Type 2 and 4) which are liable to conceal duplicates. The choice of these last methods must not be based on ease of work or rapidity (except when applying an emergency procedure), but for justified reasons such as:

- no appropriate IIG, except IIG A239/A238;
- it is impossible to obtain all the technical data required for descriptive identification.

When these reasons cease to exist, Item Identification must be completed and revised to a higher quality type.

### **263.2 Reason for the Choice of the Method of an Item Identification**

When an Item Identification is established by reference or by Partial Descriptive Identification, the reason for the choice of the method must be furnished in the proposed Item Identification with the Reference or Partial Descriptive Method Reason Code -RPDMRC- (DRN 4765) provided in Chapter IV, [Annex G8, Table 11](#).

When the RPDMRC shows the provisional nature of an Item Identification it must be transferred into Type 1, 1A or 1B, or the value of the code changed, within a given period of time decided by each NCB.

**Sub-Section 264 - Combination of Reference Number Category Code, Reference Number Variation Code and Document Availability Code**

264.1 The compatibility between the Reference Number Category Code -RNCC- (DRN 2910), the Reference Number Variation Code -RNVC- (DRN 4780) and the Document Availability Code -DAC- (DRN 2640) in an Item Identification is determined, most of the time, by the type of item identification.

264.2 **Type 1 or Type 4 Item Identification**

MUST HAVE ONE (see <a href="#">Note</a> )			MAY HAVE ADDITIONAL		
RNCC	RNVC	DAC	RNCC	RNVC	DAC
<a href="#">x</a> 1	2	1, 2, 5, A-D	3 5 6 8 A C D E	2, 9 1, 2, 9 9 1, 2 1, 2 1 9 8	1-6, A-H, U 1-6, 9, A-H, U 9 1-6, U 1-2, 5, A-D 1-6, 9, A-H, U 1, 2, 5, A-D 1-6, 9, A-H, U
2	1, 2, 9	3, 4, 6, E-H	<a href="#">xxxx</a> 2 3 <a href="#">xxx</a> 4 5 6 8 A C D E	1, 2, 9 1, 2, 9 1, 9 1, 2, 9 9 1, 2 1, 2 1 9 8	3, 4, 6, E-H 1-6, A-H, U 3, 4, 6, E-H 1-6, 9, A-H, U 9 1-6, U 1, 2, 5, A-D 1-6, 9, A-H, U 1, 2, 5, A-D 1-6, 9, A-H, U
3  <i>or</i> 3* and 5*	1, 2, 9  2*  1, 2 or 9*	1-6, A-H, U  9*  1-6, 9, A-H, U*  * See <a href="#">sub-paragraph 264.3</a>	<a href="#">xxxx</a> 2 3 <a href="#">xxx</a> 4 5 6 <a href="#">xx</a> 7 8 A C D E	1, 2, 9 1, 2, 9 1, 9 1, 2, 9 9 1, 2, 9 1, 2 1, 2 1 9 8	3, 4, 6, E-H 1-6, A-H, U 3, 4, 6, E-H 1-6, 9, A-H, U 9 1-2, 5, A-D 1-6, U 1-2, 5, A-D 1-6, 9, A-H, U 1, 2, 5, A-D 1-6, 9, A-H, U
4	1, 9	3, 4, 6, E-H	<a href="#">xxxx</a> 2 3 <a href="#">xxx</a> 4 5 6 8 A C D E	1, 2, 9 1, 2, 9 1, 9 1, 2, 9 9 1, 2 1, 2 1 9 8	3, 4, 6, E-H 1-6, A-H, U 3-4, 6, E-H 1-6, 9, A-H, U 9 1-6, U 1, 2, 5, A-D 1-6, 9, A-H, U 1, 2, 5, A-D 1-6, 9, A-H, U

264.3 The use of DAC 9 for a RNCC 3 (Design Control Reference), is permissible only in certain circumstances, see [Sub-Section 234](#) (Use of Standard References) for instructions; in this case a supporting secondary reference must be present. The supporting reference must have a RNCC 5.

264.3.1 If one Reference Number is coded RNCC "1" (source control), there must be one Reference Number coded RNCC "3" (design control) and there may be additional Reference Numbers coded RNCC "3", "5", "6", "8", "A", "C", "D" or "E".

264.3.2 If one Reference Number is coded RNCC "2" (definitive specification or standard designator), there may be additional Reference Numbers coded RNCC "2", "3", "4" (one only), "5", "6", "8", "A", "C", "D" or "E". See [Note xxxx](#).

264.3.3 If one Reference Number is coded RNCC "3" (design control reference) there may be additional Reference Numbers coded RNCC "2", "3", "4", "5", "6", "7", "8", "A", "C", "D" or "E". If the RNCC, RNVC and DAC combination is "3, 2, 9" then, this combination must be supported by the appropriate Secondary Reference. See [Note xxxx](#).

264.3.4 If one Reference Number is coded RNCC "4" (non-definitive government specification or standard designator), there may be additional Reference Numbers coded RNCC "2", "3", "4", "5", "6", "8", "A", "C", "D" or "E". See [Note xxxx](#).

**264.4 Type 1A or Type 4A Item Identification**

MUST HAVE ONE			MAY HAVE ADDITIONAL		
RNCC	RNVC	DAC	RNCC	RNVC	DAC
3	2, 9	1-6, A-H, U	3	9	1-6, A-H, U
<i>or</i>			4	1, 9	3, 4, 6, E-H
3*	2*	9*	5	1, 2, 9	1-6, 9, A-H, U
and			6	9	9
5*	1, 2 or 9*	1-6, 9, A-H, U*	<u>xx</u> 7	1, 2, 9	1, 2, 5, A-D
			8	1, 2	1-6, U
			A	1, 2	1, 2, 5, A-D
		*See <a href="#">sub-paragraph 264.3</a>	C	1	1-6, 9, A-H, U
			D	9	1, 2, 5, A-D
			E	8	1-6, 9, A-H, U

264.4.1 There must be one Reference Number coded RNCC "3" (design control). There may be additional Reference Numbers coded RNCC "4", "5", "6", "7", "8", "A", "C", "D" or "E". If the RNCC, RNVC and DAC combination is "3, 2, 9" then, this combination must be supported by the appropriate Secondary Reference. Additional references coded RNCC "3" are allowed if the RNVC is coded "9".

264.5 Type 1B or Type 4B Item Identification

MUST HAVE ONE			MAY HAVE ADDITIONAL		
RNCC	RNVC	DAC	RNCC	RNVC	DAC
<u>x</u> 1 and 3	3 3, 9	1, 2, 5, A-D 1-6, A-H, U	5 6 8 A C D E	3, 9 9 1, 2 1, 2 1 9 8	1-6, 9, A-H, U 9 1-6, U 1, 2, 5, A-D 1-6, 9, A-H, U 1, 2, 5, A-D 1-6, 9, A-H, U
3	1, 9	1-6, A-H, U	4 5 6 <u>xx</u> 7 8 A C D E	1, 9 1, 2, 9 9 1, 2, 9 1, 2 1, 2 1 9 8	3, 4, 6, E-H 1-6, 9, A-H, U 9 1, 2, 5, A-D 1-6, U 1, 2, 5, A-D 1-6, 9, A-H, U 1, 2, 5, A-D 1-6, 9, A-H, U

264.5.1 There must be one Reference Number coded RNCC "1" (source control) with a variation code of "3", or one Reference Number coded RNCC "3" (design control) with a variation code of "1" or "9".

264.5.2 If one Reference Number is coded RNCC "1" with a variation code of "3", there must be one Reference Number coded RNCC "3" (one only) with a variation code of "3" or "9".

There may be additional Reference Numbers coded "5" with a variation code of "3" or "9" and/or Reference Numbers coded RNCC "6", "8", "A", "C", "D" or "E".

264.5.3 If one Reference Number is coded RNCC "3" with a variation code of "1" or "9", there may be additional Reference Numbers coded RNCC "4", "5", "6", "7", "8", "A", "C", "D" or "E".

264.6 Type 2 Item Identification

MUST HAVE ONE			MAY HAVE ADDITIONAL		
RNCC	RNVC	DAC	RNCC	RNVC	DAC
<u>x</u> 1	2	1, 2, 5, A-D	3 5 6 8 A C D E	2, 9 1, 2, 9 9 1, 2 1, 2 1 9 8	1-6, A-H, U 1-6, 9, A-H, U 9 1-6, U 1, 2, 5, A-D 1-6, 9, A-H, U 1, 2, 5, A-D 1-6, 9, A-H, U
2	2, 9	3, 4, 6, E-H	<u>xxxx</u> 2 3 <u>xxx</u> 4 5 6 8 A C D E	2, 9 2, 9 1, 9 1, 2, 9 9 1, 2 1, 2 1 9 8	3, 4, 6, E-H 1-6, A-H, U 3, 4, 6, E-H 1-6, 9, A-H, U 9 1-6, U 1, 2, 5, A-D 1-6, 9, A-H, U 1, 2, 5, A-D 1-6, 9, A-H, U
3  or 3* and 5*	2, 9  2*  1, 2 or 9*	1-6, A-H, U  9*  1-6, 9, A-H, U*  See <a href="#">sub-paragraph 264.3</a>	<u>xxxx</u> 2 3 <u>xxx</u> 4 5 6 <u>xx</u> 7 8 A C D E	2, 9 2, 9 1, 9 1, 2, 9 9 1, 2, 9 1, 2 1, 2 1 9 8	3, 4, 6, E-H 1-6, A-H, U 3, 4, 6, E-H 1-6, 9, A-H, U 9 1, 2, 5, A-D 1-6, U 1, 2, 5, A-D 1-6, 9, A-H, U 1, 2, 5, A-D 1-6, 9, A-H, U

- 264.6.1 There must be one Reference Number coded either RNCC "1" (source control), RNCC "2" (definitive specification or standard designator), or RNCC "3" (design control) all with a variation code of "2" or "9".
- 264.6.2 If one Reference Number is coded RNCC "1" with a variation code of "2", there must be one additional Reference Number coded RNCC "3" with a variation code of "2".  
There may be additional Reference Numbers codes RNCC "3", "5", "6", "8", "A", "C", "D" or "E".
- 264.6.3 If one reference number is coded RNCC "2", there may be additional reference numbers coded RNCC "2", "3", "4", "5", "6", "8", "A", "C", "D" or "E". See [Note xxxx](#).
- 264.6.4 If one Reference Number is coded RNCC "3", there may be additional Reference Numbers coded RNCC "2", "3", "4", "5", "6", "7", "8", "A", "C", "D" or "E". If the RNCC, RNVC and DAC combination is "3, 2, 9" then, this combination must be supported by the appropriate Secondary Reference. See [Note xxxx](#).

264.7 Notes

x	Must always be combined with one Reference Number coded RNCC 3
xx	Not applicable when additional Reference Numbers are coded RNCC 2 or 4
xxx	Only one Reference Number coded RNCC 4 is permissible when an RNCC 2 is present
xxxx	In the United States only one Reference Number coded RNCC 2 is permissible
<p><b>"MUST HAVE ONE"</b> column indicates that at least one Reference Number with the listed RNCC, RNVC and DAC, as applicable, must be recorded for the listed type of item identification, <del>with the exception of the Type 1 item identification which may be recorded in the system without a Reference Number.</del></p>	
<p><b>A Permanent System Control Number – PSCN</b> – should conform to the same NATO rules for RNCC/RNVC/DAC combinations that are applicable to NSNs in this Sub-Section.</p>	

## Section 270 - Maintenance of an Item Identification

### Sub-Section 271 - General

- 271.1 Item Identification in the NATO Codification System must be maintained by all users of the system. An Item Identification should be revised, cancelled or reinstated whenever necessary by its users. A NSN will never be physically deleted in its national original TIR database or in the NTIR database of the NMCRL. An existing NIIN will never be used for another concept of item of supply.
- 271.2 Such decisions are taken at national level. However, in the framework of the international procedures, the related output data must be forwarded to the registered users of the Item Identification. This includes the obligation to update national files accordingly.
- 271.3 In some cases, the cancellation of an Item Identification entails the agreement of the registered users of the Item Identification (see [Sub-Section 273](#)).



## **Sub-Section 272 - Revision and Transfer of an Item Identification**

272.1 In general, an Item Identification ought to be revised when:

- a. the characteristics data or the manufacturer's data are inaccurate/incomplete;
- b. the item name and/or the NATO Supply Classification of the item of supply is/are incorrect;
- c. it is not in accordance with the latest version of the appropriate IIG.

272.2 The transfer of an Item Identification represents a modification of the Item Identification Type.

272.2.1 A Type 2 Item Identification should normally be transferred to any Type 1 or 4 Item Identification when:

- a. an applicable tool for the description of the item of supply is available;
- b. an Approved Item Name becomes available and the item name definition is deemed inadequate, and has been revised to utilise an existing IIG;
- c. an Approved Item Name was not available, a name has been developed and referenced to a new or existing IIG.

272.2.2 The transfer of any Type 1 or 4 Item Identification to a Type 2 Item Identification should only be made in exceptional circumstances.

### Sub-Section 273 - Cancellation of an Item Identification

- 273.1 The decision to cancel an Item Identification should be taken at national level in the circumstances identified below.
- a. When different Item of Supply concepts are included in the same NIIN. Also if an Item Identification represents an item of supply concept which is too broad and therefore has to be split into two or more item of supply concepts (Cancel-Replace).
  - b. Two different Item Identifications with different NIINs reveal duplicate item of supply concepts (Cancel-Duplicate).
  - c. The Item Identification represents an item of supply no longer existing in any supply system and that has been in an inactive state (all users withdrawn) for a certain period **which could** be different for various nations. This will be used at national discretion only, for inactive NSN (NIIN SC = 6) (Cancel-Inactive).
  - d. The Item Identification, because of incomplete, conflicting or erroneous data, does not clearly or adequately establish the identity of an item. Alternatively, the item cannot be furnished by any known manufacturer, and the item for which it was intended is no longer in any supply system (Cancel-Invalid/Non Procurable). This will be used at national discretion only, once all foreign registered users withdrew their interest.
  - e. Two different Item Identifications with different NIINs do not depict duplicate item of supply concepts but the national users have indicated that one Item Identification should be cancelled to use another item identification (Cancel-Use).

In case that an item of supply is no longer needed by a country, the respective country shall withdraw as a user from this item of supply concept. With the deletion of the last user the NIIN SC must be set to an inactive state (NIIN SC = 6). If there is a need for this item of supply again, the respective country shall send a request to be added as a user and the item of supply must be set to an active state.

- 273.2 Prior to the cancellation of an Item Identification, as mentioned in [paragraph 273.1. b and e](#), the concurrence or dissent of all registered users of the item is required. The international collaboration procedure is explained in Chapter 4, [Sub-Section 447](#).
- 273.3 Initiating the cancellation of duplicate Item Identifications in the NTIR is made on the basis of the lists of duplicate or potential duplicate NSNs presented by NSPA or when an NCB discovers the existence of duplicate NSNs.
- 273.4 The NCB with the lower NCB code or the NCB finding such duplications (the initiating NCB), submits Interrogate NSN Data to the NCB with the higher NCB code.
- 273.5 The NCB, when received response to own Interrogate NSN Data request, will review the data received, together with its own data to determine which NSN is to be cancelled.

The following criteria have been adopted:

- a. Give priority to the country of the design control authority if this criterion can be established without ambiguity for a NATO or a TIER 2 country;
- b. Give priority to items with the highest number of users;
- c. Retain the NSN first allocated;

- d. Give priority to Type of Item Identification, Type 1, Type 4 and Type 2.

**NOTE:** The retained NSN will not have a “lower” Type II Code than that of the cancelled NSN. The NCB owning the retained NSN will change the item accordingly (INC, NSC, Characteristics Data) if required. If the NCB owning the retained NSN has no possibility to upgrade the Type II Code of its NSN, a bilateral solution should have to be found. ~~(National capabilities for providing codification data are stipulated in CodSP-21).~~

273.6 Thereafter, the reviewing NCB initiates corrective actions on its own files, where possible, or informs the initiating NCB of its recommendations for action.

273.7 The initiating NCB finalises the actions on the basis of the reply from the reviewing NCB.

273.8 Every effort is to be made to arrive at a solution within a reasonable time. When it is impossible to agree to a solution, action should be taken to amend the references in a way that would eliminate the duplicate situation.

273.9 If a nation wants to propose cancellation of an item identification of another country’s NSN or group of NSNs, the request should be sent via OCT Simple Chat ([see Annex OCT Simple Chat](#)). It should include all the documentation the receiving country will need to evaluate and process the proposed maintenance action(s). Timeframes for processing maintenance transactions are specified in Chapter IV, [Sub-Section 440](#).

The owner nation of the NSN evaluates the proposal and starts the cancellation process described above.

### **Sub-Section 274 - Reinstatement of an Item Identification**

- 274.1 A cancelled Item Identification should be reinstated when it represents an item of supply currently active in the supply system provided that it does not duplicate another Item Identification.
- 274.2 Reinstatement of an Item Identification primarily results from a Reinstatement NIIN and Register User request (see [Chapter IV, Sub-Section 448](#))

## Section 280 - General Decoding System

### Sub-Section 281 - General

- 281.1 The most essential purpose of the IIG System is to provide the ability to register, to catalogue, to search, to screen and to exchange coded characteristics data by means of automatic data processing.
- 281.2 International data exchange of these coded characteristics data takes place using an Outbound Container NSN (see [Chapter IV Sub-Section 461](#)).

### **Sub-Section 282 - Decoding Characteristics Data**

- 282.1 For decoding purposes at national level the General Decoding System furnishes the tools to decode item characteristics data independent of the progress of nationally implemented IIGs.
- 282.2 Countries which are in the position to receive and/or submit coded Characteristics Data should make arrangements on this matter by bilateral agreement.
- 282.3 Part of the General Decoding System is the Master Requirements Directory -MRD- established and maintained by the United States.

## Sub-Section 283 - Master Requirements Directory - MRD

- 283.1 The contents and structure of the Master Requirements Directory are described in [Sub-Section 284](#) and concern the method to decode information in the IIG System. This includes all decoding tables for the requirements present in Section I and III of the /IIGs so that countries using Section III data may include this data in Characteristics Data for international exchange and discretionary use by the recipients.
- 283.2 The United States Master Requirements Directory is available electronically for other NCBs to download at:  
  
<https://www.dla.mil/HQ/InformationOperations/Offers/Services/FIC/CatalogToolsTables.aspx>
- 283.3 Authorised MRCs which have been deleted in the /IIGs and which should not be used for future /IIG development will be maintained in the MRD table concerned with the indication (D) - "not authorised for future development". This makes it possible to decode Characteristics Data prepared in accordance with previous editions of the FIIG/IIG.
- 283.4 For the international exchange of Characteristics Data the decimal point should be used as a standard for representing decimal values.
- 283.5 Beside the data mentioned in Sections II, III, V and VI, the US Master Requirements Directory -MRD- contains two supporting tables concerning the H and J Mode Code Reply Code structure and the Approved Item Names.
- 283.5.1 Within this context the Reply Code Tables appearing in the US Master Requirement Directory may consist of Reply Codes of different lengths. The Reply Codes relating to an individual H or J Mode Code and its pertaining Master Requirements Code -MRC- will always have a uniform number of positions. This relation is the basis for the table "MRC Oriented Reply Code Structure" which forms part of the General Decoding System and is essential for decoding replies structured from more than one Reply Table, as used for MRCs with Mode Code H and J.
- 283.5.2 All Approved Item Name Codes -INCs- including the Approved INCs assigned by the United States under agreed collaboration procedures, together with the Approved Item Names are assembled in a separate table which also forms part of the Master Requirements Directory.
- 283.5.3 For decoding purposes the individual countries' nationally assigned INCs and item names may be exchanged on a bilateral basis in the same format as the General Decoding Table for Approved Item Names mentioned in above Paragraph 283.5.2.

## Sub-Section 284 - Contents and Structure of the Master Requirements Directory

284.1 **The Master Requirements Directory** comprises the following sections.

284.1.1 **Master Requirements Code - MRC - Sequence - Table**

This section contains the following data elements:

- Master Requirements Code;
- Mode Code;
- Requirement/Definition;
- Related Reply Table number.

284.1.2 **Reply Code Tables**

This section contains the following data elements:

- Reply Table number;
- Reply Code;
- Decoded Reply.

284.1.3 **L-Mode Code Tables**

This section contains the following data elements:

- L-Mode Code Related Master Requirements Code;
- FIIG/IIG Number;
- Reference Drawing Style Number;

**NOTE :** An identification code will be present in the form of a one character data element which will be blank if the Reference Drawing Group -RDG- description can be contained in one line. Otherwise it will indicate the line sequence beginning with "0", the last line being numbered "9".

- Decoded Reply.

**NOTE :** The decoded reply consists of two parts:

- The first part is the alpha and/or numeric identifier in the IIG Reference Drawing Group.
- The second part contains the clear text name (title) applied to the Reference Drawing.



#### 284.1.4 **Identified Secondary Address Coding -ISAC- Tables**

This section contains the following data elements:

- (1) Part I provides the means to identify the relevant table to be used in decoding a specific Identified Secondary Address Coding and is structured as follows:
  - IIG Number;
  - Master Requirements Code;
  - Item Name Code;
  - ISAC Table Number.

**NOTE :** In actual computer decode practice it may be possible to shorten this part to the FIIG/IIG number and the ISAC-Reply Table Number, when the FIIG/IIG concerned applies to only one table. However, the method used is at the discretion of each country.

- (2) Part II is structured as follows:
  - ISAC Table Number;
  - Identified Secondary Address Reply Coding.

**NOTE :** An identification code will be present in the form of a one character data element which will be blank if the Identified Secondary Address Reply description can be contained in one line. Otherwise it will indicate the line sequence beginning with "0", the last line being numbered "9".

- Text (Decoded Reply).

#### 284.1.5 **Table of Master Requirements Code - MRC - Oriented Reply Code Structure for H and J Mode Code**

This section contains the following data elements:

- Master Requirements Code;
- Requirement Reply Instruction;
- Length Attributes.

#### 284.1.6 **Item Name File**

This section contains the following data elements:

- Approved Item Name Code;
- Full Approved Item Name.

### **Sub-Section 285 - Maintenance of Master Requirements Directory**

- 285.1 The United States will be responsible for the maintenance and updating of the Master Requirements Directory (MRD).
- 285.2 The maintenance procedure for the Master Requirements Directory will be complete MRD file replacement by a monthly basis download from the US NCB web site at <https://www.dla.mil/HQ/InformationOperations/Offers/Services/FIC/CatalogToolsTables.aspx>

See [Sub-Section 257](#) for details.

### **Sub-Section 286 - Implementation of General Decoding System**

- 286.1 The General Decoding System as described in this section makes it possible to decode characteristics data received. Implementation of the complete Master Requirements Directory is essential for this purpose.
- 286.2 As a basis for the system procedures for participants in characteristics data exchange, the following guidelines are recommended:
- (1) Each participating NCB will make the national provisions for the handling of Characteristics data. Details of record layout processing procedures used by individual countries should be confirmed to assist with the systems design and programming.
  - (2) The Master Requirements Directory should be obtained from the United States and national Approved Item Names and their Item Name Codes assigned for national use should be exchanged bilaterally as necessary. Decode tables should be added to computer databases and tested.
  - (3) Bilateral agreement should be obtained between participating countries for the exchange of test data. The test data should be constructed, test exchanges made and the test evaluated.
  - (4) After evaluation of the tests any necessary amendments to computer programs should be made.
  - (5) The maintenance procedures for the Master Requirements Directory should be as described in [Sub-Section 285](#).
  - (6) National schedules for participating in the General Decoding System should be determined and allocated.
  - (7) Bilateral agreement for the commencement of the exchange should be obtained from the other participating countries.
  - (8) AC/135 will be informed of readiness to commence exchange.

## ANNEX A – International Classification/Nomenclature

International classifications / nomenclature below indicated as informative reference (see [Sub-Section 233.3](#)) is primarily used for screening purposes.

<b>Classification / Nomenclature</b>	<b>Associated NCAGE code</b>
<p><b>NATO code for standardized fuels, lubricants and associated products</b></p> <p>An identifying letter and number allocated to a product when it meets a specification which has been accepted under a NATO Standardization Agreement (AAP-6).</p> <p>Examples :</p> <ul style="list-style-type: none"> <li>▪ O-135 : Lubricating oil, aircraft turbine engine, Petroleum</li> <li>▪ G-403 : Grease automotive and artillery</li> </ul> <p>Management of NATO Code in accordance with STANAG 1135 is realized by the Military Agency for Standardization (MAS)</p>	I9001
<p><b>Anatomical Therapeutic Chemical (ATC) classification system</b></p> <p>System which divides the active substances into different groups according to the organ or system on which they act and their therapeutic, pharmacological and chemical properties.</p> <p>Examples :</p> <ul style="list-style-type: none"> <li>▪ A11AA04 : Multivitamins and trace elements</li> <li>▪ N02BE01 : Paracetamol</li> </ul> <p>ATC classification is updated under the responsibility of the WHO.</p> <ul style="list-style-type: none"> <li>▪ <a href="http://www.whooc.no/atcddd">http://www.whooc.no/atcddd</a></li> </ul>	I9022
<p><b>Universal Medical Device Nomenclature System (UMDNS)</b></p> <p>Medical device coding and classification system. The UMDNS database contains terms relating to medical devices, genetic testing, and software related to medical devices.</p> <p>Examples :</p> <ul style="list-style-type: none"> <li>▪ 10134: Anesthesia units</li> <li>▪ 17662: Bronchoscopes, Flexible, Video</li> </ul> <p>The UMDNS is managed by ECRI Institute</p> <ul style="list-style-type: none"> <li>▪ <a href="http://www.ecri.org/">www.ecri.org/</a></li> </ul>	I9026

<b>Classification / Nomenclature</b>	<b>Associated NCAGE code</b>
<p><b>Reportable Item Code (RIC)</b></p> <p>NATO Nomenclature for link an operational capacity to an essential article for the mission.</p> <p>Examples :</p> <ul style="list-style-type: none"> <li>▪ AA14A : Tank – 120MM – Leopard 2</li> <li>▪ BA56AA : Infantry weapon – Small arm - Machine gun, caliber .50</li> </ul> <p>Management of RIC codes is realized by the NATO Communications and Information Agency (NCIA) in The Hague, Netherlands</p>	I9056
<p><b>United Nations Standard Products and Services Code (UNSPSC)</b></p> <p>A coding system of classifying and naming products and services used in electronic commerce.</p> <p>Examples:</p> <ul style="list-style-type: none"> <li>▪ 44 10 15 01 : Photocopiers</li> <li>▪ 25 10 15 09 : Electrically powered vehicle</li> </ul> <p>The UNSPSC is managed by GS1 US for the UN Development Programme (UNDP).</p> <ul style="list-style-type: none"> <li>▪ <a href="http://www.unspsc.org/">http://www.unspsc.org/</a></li> </ul>	I9057
<p><b>Classification of Waste</b></p> <p>Regulatory Nomenclature for the classification of waste (European List of Wastes commonly called European Waste Catalogue - EWC) .</p> <p>Examples :</p> <ul style="list-style-type: none"> <li>▪ 13 01 04 : Waste hydraulic oils - chlorinated emulsions</li> <li>▪ 16 01 13 : brake fluids</li> </ul> <p>Waste classification is updated under the responsibility of the European Community</p> <ul style="list-style-type: none"> <li>▪ <a href="http://ec.europa.eu/environment/waste/framework/list.htm">http://ec.europa.eu/environment/waste/framework/list.htm</a></li> </ul>	I9075

<b>Classification / Nomenclature</b>	<b>Associated NCAGE code</b>
<p><b>Global Medical Device Nomenclature (GMDN)</b></p> <p>Nomenclature to identify and characterize different types of medical devices and other related products. This nomenclature appears as a list associating a code, a term and a definition.</p> <p>Examples :</p> <ul style="list-style-type: none"> <li>▪ 35486 : Blood bank refrigerator</li> <li>▪ 37806 : Manual external defibrillator</li> </ul> <p>The GMDN is managed by the GMDN Agency and based on the standard ISO 15225.</p> <ul style="list-style-type: none"> <li>▪ <a href="http://www.gmdnagency.com/">http://www.gmdnagency.com/</a></li> </ul>	<p>19084</p>

- This page intentionally left blank –

**NATO MANUAL  
ON  
CODIFICATION**

**ACodP-1**

**Chapter III -  
ITEM  
CLASSIFICATION**

**January 2024**



## CHAPTER III – ITEM CLASSIFICATION

### Preface

The Uniform System of Supply Classification concept is outlined in the NATO Standardization Agreement No 3150 (STANAG 3150) - see Chapter I, [Section 150](#).

This Chapter explains the classification system, permitting the grouping of related items into families and sub-families on the basis of physical or performance characteristics or their application.

The instructions contained in this chapter are mandatory for use by NSPA and all countries participating in the NCS.

## Section 310 - The NATO Supply Classification System

### Sub-Section 311 - General

#### 311.1 Purpose

- 311.1.1 The purpose of the NATO Supply Classification System is to facilitate supply management by grouping items of supply into families and further dividing them into sub-families, or classes. Each Group/Class covers an area of related items of similar use of uniform management category.
- 311.1.2 The Classification System adopted by NATO is the one used by the United States and described in the:
- (a) Procedures Manual (DOD 4100.39-M) Volume 4, Chapter 2. For current text go to [FLIS Technical Procedures](#) and click on Volume 4.
  - (b) Cataloging Handbook Federal Supply Classification (H2 Series). See <https://www.dla.mil/HQ/LogisticsOperations/Services/FIC/H2.aspx>
- 311.1.3 NATO, Tier 1 and Tier 2 sponsored countries may, if they wish, produce their own national language versions of these documents (c.f. [paragraph 321.4](#)).

#### 311.2 Classification System-Taxonomy

- 311.2.1 The Classification System utilizes a four digit numbering structure. The first two digits of the number identify the Group and the last two digits of the number identify the Class within the Group.
- 311.2.2 Each Class covers a relatively homogeneous area of commodities, in respect to their physical or performance characteristics, the relationship of parts and accessories to the next higher assemblies for which they are specifically designed, or in the respect that the items included therein are such as are usually procured or issued together.

## Section 320 - The NATO Supply Classification Handbook

### Sub-Section 321 - Listing of Groups and Classes

- 321.1 The NATO Supply Classification System is published online in the Allied Codification Publication No. 2 (ACodP-2) NATO Multilingual Supply Classification Handbook at <https://eportal.nspa.nato.int/codification/>. The English record is the authority of translated records. Details on collection of translations, storage, production and distribution of supply classification and item names are described below.
- 321.2 The List of Groups and Classes shows all the existing Groups/Classes. Where appropriate, the main inclusions and exclusions which delimit the coverage of a particular Class, are shown immediately following the title for a Class. In addition, certain notes are given following some Group and Class titles which define or delimit the coverage of the particular Group or Class. For many Classes, the phrase "and components" is shown as a part of the Class title, indicating that assemblies, sub-assemblies and component parts which are specially designed for the items in the Class are to be included. In those instances where the phrase "and components" does not appear as a part of the Class title, the inclusion of assemblies, sub-assemblies and component parts specially designed for the end items in the Class is to be understood unless otherwise provided for in the classification structure.
- 321.3 English and French are obligatory languages for the NMCRL and the Multilingual NATO Multilingual Supply Classification Directory ACodP-2 product. The official English text is provided by the US NCB and the official French text is provided by the French NCB.

### **Sub-Section 322 - Relationship between H2 and H6**

- 322.1 Without a suitable Index to serve as a guide for the assignment of items to Classes, some users may reach conflicting conclusions as to the classification of identical items. To eliminate such inconsistency, the Item Name Directory, H6, contains for each Item Name Code (INC), the Supply Class/es (NSC) in which an item should be placed.

## **Section 330 - Maintenance of the NATO Supply Classification System**

### **Sub-Section 331 - Revision to NATO Supply Groups/Classes/Item Names**

#### **331.1 General**

Maintenance of the NATO Supply Classification System is divided into two categories:

- (a) Revisions to NATO Supply Groups and Classes (NSGs/NSCs);
- (b) Revisions to Approved Item Names (AINs).

#### **331.2 Revisions to NSGs and NSCs**

331.2.1 Revisions to the structure of the NSC will be accomplished by using NATO Form AC/135-No 28A following the rules stipulated in [Sub-Section 253](#).

331.2.2 Maintenance of the structure is vested in the United States which has the right of decision on all matters pertaining thereto.

331.2.3 Revisions to the present Groups and/or Classes include:

- (a) The establishment of a new Group or Class;
- (b) The deletion of an existing Group or Class;
- (c) The revision to the delimitations of an existing Group or Class, which results in a broader or narrower scope;
- (d) The revision in a principle or rule for classification.

#### **331.3 Revisions to the AINs**

331.3.1 Revisions to the AINs will be accomplished by using NATO Form AC/135-No 28A.

331.3.2 Revisions to the AINs are those changes which affect the individual classification of specific items of supply. Such revisions are generally caused by a change in item name, its definition or concept.

## Section 340 – NCS linkage with other Classification Systems

### Sub-Section 341 – Linking principles

#### 341.1 General

Logisticians from Defence forces use to a great extent NCS data in different steps of the supply and maintenance chain. Nevertheless, at some points, they have also to use data from other classification systems developed in non-Defence areas.

When the usage of data from other classification systems becomes a common need in several nations, AC/135 tries to establish linking mechanisms allowing to a maximum extent an automatic mapping between NCS data and data of the other Classification System in question.

The results of such linking mechanisms are in principle integrated in the NMCRL-WEB publication.

#### 341.2 Common Procurement Vocabulary – CPV Codes (DRN 9569)

341.2.1 The Common Procurement Vocabulary (CPV) – DRN 9569 has been developed by the European Union for public procurement. CPV codes are a standardized vocabulary to describe procurement notices to help procurement authorities to classify procurements consistently, and to help service and product suppliers find procurements of interest.

341.2.2 Web link: <http://simap.ted.europa.eu/web/simap/cpv>

341.2.3 The mapping between NCS and CPV directly is done from the Item Name Codes (INC) to the Common Procurement Vocabulary Codes (CPV). The creation and revisions of the links are developed during the following processes:

- (a) International Collaboration for IIG Maintenance and NATO Supply Class Changes (see [Sub-Section 253](#));
- (b) The Panel A monitors the evolution of the existing links and tasks nations for revisions when needed.

341.2.4 The table with all active links is published in NABS.

#### 341.3 Custom Codes

341.3.1 At the international level, a Classification System called **Harmonized System (HS)** has been developed, and on the basis of this system the US have developed the **Schedule B** Numbers.

341.3.2 **The Harmonized System (HS) Classification (DRN 9571)** is a 6-digit standardized numerical method of classifying traded products developed and maintained by the World Customs Organization (see [www.wcoomd.org](http://www.wcoomd.org)). HS numbers are used by customs authorities around the world to identify products for the application of duties and taxes. Additional digits are added to the HS number by some governments (like U.S.) to further distinguish products in certain categories.

- 341.3.3 **Schedule B number (DRN 0435)** : In the United States, numbers used to classify exported products are called “Schedule B” numbers. The U.S. Census Bureau administers the Schedule B system; web link: [www.census.gov/foreign-trade/schedules/b/](http://www.census.gov/foreign-trade/schedules/b/). Schedule B numbers, not HS numbers, must be provided on the Shippers’ Export Declaration (SED). The Census Bureau uses SEDs and Schedule B numbers to calculate U.S. export statistics.
- 341.3.4 **Difference between HS and Schedule B numbers** : The HS number is an internationally accepted code. The basic **HS code** contains **6-digits**, known as a subheading. The **Schedule B** is a **10-digit code** built upon the first 6 digits of the HS code. Additionally, the Schedule B code is a U.S.-specific coding system used by the U.S. Government to monitor U.S. exports.
- 341.3.5 **A linking mechanism** has been developed by the US-NCB for the Schedule B numbers. This linking system is based on a mapping with NSG/NSC data, INC and characteristics data of the NSNs or a direct link from a specific NSN to the Schedule B number. Once a Schedule B is elaborated, the 6 first digits of the Schedule B Number represent the international Custom Code.
- 341.3.6 **The maintenance** of the links (Schedule B Taxonomies) is done by the US-NCB. Every 3 months, the US-NCB transmits to NSPA the set of linking tables for integration into the NTIR database.

**NATO MANUAL  
ON  
CODIFICATION**

**ACodP-1**

**Chapter IV -  
NATO DATA  
EXCHANGE**

**January 2024**



## CHAPTER IV - NATO DATA EXCHANGE

### Preface

This Chapter describes all operations used in the framework of the international exchange of codification data, such as:

- the necessary operations, rules and procedures in order to:
  - request and obtain codification services;
  - obtain and maintain codification data;
  - permit the presentation and exchange of data by Automatic Data Processing (ADP).
- the rules describing the necessary steps to reject requests when necessary by ADP means or by means of the appropriate documents.

The instructions contained in this chapter are mandatory for use by all countries participating in the NATO Codification System (NCS) and the NATO Support and Procurement Agency (NSPA).

## Section 410 - Basic Policy

### Sub-Section 411 - Procedural details and common rules

- 411.1 Codification services which may be requested from another country are defined by the following inbound container / requests:

Request	Container
Assign NIIN and Register User	CREATE
Interrogate NSN Data	INTERROGATE
Interrogate Request Status	INTERROGATE
Add User	MAINTAIN
Delete User	MAINTAIN
Add Reference	MAINTAIN
Delete Reference	MAINTAIN
Change of Reference Related Codes	MAINTAIN
Add Characteristics Data	MAINTAIN
Delete Characteristics Data	MAINTAIN
Change Characteristics Data	MAINTAIN
Add Image to NMCRL	MAINTAIN
Delete Image from NMCRL	MAINTAIN
Add IUID to NMCRL	MAINTAIN
Delete IUID Indicator from NMCRL	MAINTAIN

Request	Container
Change NSC/INC	MAINTAIN
Collaborate to Cancel NSN with Replacement <sup>2</sup>	COLLABORATION
Reinstate NIIN and Register User	REINSTATE
Other requests are possible on the basis of bilateral agreements.	

411.2 Procedural details and common rules are to be used internationally for:

- requesting and assigning NATO Stock Numbers, including the related requests;
- cancellation or modification of NATO Stock Numbers, including the related requests;
- registration, storage, and exchange of:
  - Identification data;
  - Classification data;
  - User data,
  - Reference Data;
  - Characteristics data;
- provision of data for the NATO Master Catalogue of References for Logistics (NMCRL).

411.3 The operating procedure for processing requests/responses, as set forth in this chapter, apply to all NCB's and NSPA participating in the NATO Codification System -NCS-.

411.4 International data exchange is performed between NCB's and the NSPA. The NATO Mail Box System (NMBS), secures all data transfers.

411.5 Codification data is exchanged in XML format in a specified Message structure. Data exchange is conducted by using Containers. There are two categories of Containers – Inbound and Outbound. Inbound Containers contain actions (requests or interrogations). Outbound Containers contain a response to an action or a full NSN data record to an unsolicited change performed by the NIIN owner. There are different types of Inbound and Outbound Containers for the different requested codification services and the responses (see Sub-Section 494 – NSN XML Schema).

---

<sup>2</sup> Systemic Collaboration on NSN Cancellation

411.6 The structure and format of a Message must comply with a valid version of NSN XML Schema published in ACodP-1.

411.7 NSPA functions as an intermediary in NCS data exchange and captures all Messages. Each NCB connects to NMBS at least once per Business Day for sending and retrieving their Messages. Connectivity is tracked in AC/135 Management Information System (MIS).

Connecting once per business day is mandatory to ensure nations stay on top of their national inbound request processing timeframes and to keep data exchange volume within reasonable limits per connection.

411.8 Request processing timeframes are centralized at NSPA so that the timeframe begins once an Inbound Message (request) has passed the Schema and Central Validations and is released to the Destination mailbox.

Similarly, the timeframe ends once an Outbound Message (response) has passed the Schema and Central Validations and is released into the Source mailbox.

411.9 Supporting documentation is exchanged together with the message to which it pertains.

411.10 Character set for NSN international data exchange consists of a collection of subsets of characters (depending on the DRN) within UTF-8-character set (See [Annex B](#)).

411.11 Online Collaboration Tool (OCT)<sup>3</sup> is required to NSN Collaboration as such is equal required to management of potentially duplicate NSN's, collaboration on US DB2 Table values and Problem Report Management.

---

<sup>3</sup> Systemic Collaboration on NSN Cancellation

## Sub-Section 412 - Data Exchange Business Rules

- 412.1 Requests for Codification Services, and their replies, are to be generated in ADP format using the NSN XML Schema described in <https://eportal.nspa.nato.int/Codification/Support/en/Products/NDER> and submitted by inter-transfer using the NATO Mailbox System (NMBS) located at NSPA or by email when the NSN user contacts the RNAAC for a maintain request on the reference.
- 412.2 NSPA manages the distribution of messages to the Destinations.
- 412.3 A message contains one or more Containers. One Message can contain a maximum of 10.000 (ten thousand) Inbound and/or Outbound Containers.
- 412.4 Three letter ISO3166-1 country code (in accordance with STANAG 1059) represents Source and Destination of the messages within international data exchange<sup>4</sup>.
- 412.5 NATO Item Identification Number (NIIN) represents an item of supply within international data exchange.
- 412.6 Destination NCB sends out a Container NSN i.e. full NIIN data record to the Source of the original request via NACOMS once an Inbound request for Action has been completed.
- 412.7 Response Message for the Source contains Message ID, Container Serial Numbers and Action Serial Numbers or Collaboration ID of the original request that enable the Source to tie the response to the request.
- 412.8 NIIN must be active (NIINSC 0, 1, and 9) when requesting maintenance transactions, except when requesting Reinstate NIIN and Register User.
- 412.9 Full NIIN data is available for the Source as well as for any other registered user at NATO Total Item Record (NTIR).
- 412.10 Priority Indicator Code (PIC) is required on all inbound actions. PIC 0 is used to indicate a due date of 3 calendar days. This PIC is available only for actions that are expected to be processed automatically by the Destination.
- 412.11 Validations occur against NTIR (Central Validation) or against the destination NCB TIR (Destination Validation), depending on the type of validation.
- 412.12 Common data for different actions Assign NIIN and Register User is repeated for each action. Actions of the same project is recommended to group together via National Codification Project Code (DRN 8734) and National Codification Project Name (DRN 8735). These DRNs are also available for NATO Form AC/135 No. 1 code/name in order to enable grouping with the agreement reached via the NATO Form AC/135 No. 1 process.
- 412.13 Identified Secondary Address Coding (ISAC / DRN 0766) Code is derived from Secondary Access Code (SAC / DRN 8990) and Secondary Address Indicator Code (SAIC / 9485).
- 412.14 Date Last Change NIIN Record data element (DRN 8712) is represented by Date/Time Stamp (YYYY-MM-DDThh:mm:ssZ). This data element must be updated whenever a change happens on NIIN data record. When NSPA receives NIIN data record with more recent Date Last Change

---

<sup>4</sup> NACOMS three-letter code is "NCS". NSPA three-letter code is "NSP"

NIIN Record than it is in NTIR, NSPA updates NTIR and makes the latest NIIN data record available to all registered users.

412.15 NSPA functions as an intermediary in NCS data exchange and captures all Messages, which enables gathering significantly more robust statistics.

412.16 Only NIINs will be used for data exchange because NSC can be derived using NIIN data.

412.17 All primary references must have compatible NIIN NCB Code and RNAAC.

412.18 Reference Number field length is 60 characters (DRN 8733).

412.19 Return Code format is designed to point to the DRN in the cases where the Return Code always points to a single DRN (e.g. E-4000-01 / DRN 4000 = NIIN). When the Return Code may point to several different DRNs depending on the validation the code always contains 0000 (e.g. E-0000-02).

412.20 Screening will occur against NTIR (Central Validation) and/or against the destination NCB TIR.

## Sub-Section 413 - Suspense files

413.1 All requests for codification services (see [Sub-Section 411](#)) should be registered in the appropriate suspense file concerning submittals:

- received from other NCBs or NSPA;
- received from own national activities and forwarded to other NCBs/NSPA.

413.2 The organization and content of the suspense file are left to the discretion of each NCB/NSPA providing that the aims and retention periods defined below can be achieved.

413.3 The purpose of the suspense file is to:

- follow the progress of submittals;
- correct the ascertained errors;
- ensure that responses or updating data are passed to the submitting national activities;
- permit reporting of unprocessed Assign NIIN and Register User requests (see [Sub-Section 476, paragraph 476.1](#));
- determine timeframes;
- permit follow-up (Interrogate Request Status) processing (see [Sub-Section 452](#));
- correct unexpected issues.

### 413.4 Storage and retrieval of data.xml

The suspense file shall provide for:

- interrogation of the request status ([see Sub-Section 452](#)) by Message ID.xml or Action ID.xml;;
- determination of the length of time the action has been resident in the suspense file;
- output of Error Containers (see [Sub-Section 462](#)) or Return Codes data (see [Chapter IV, Annex C](#));
- output of TIR data (NSN Container) when available - by direct access to the Total Item Record or by creating internal Interrogate NSN Data request ([see Sub-Section 451](#)).

### 413.5 Retention of data

Codification data that are part of international data exchange must be stored in a suspense file for a minimum of:

Sent/received Assign NIIN and Register User request:	360 calendar days
Sent/received all other requests:	180 calendar days

#### **413.6 Updating of the suspense file**

The updating of the suspense file takes place when:

- request is sent/received;
- any kind of response to the request is sent/received (Action ID.XML is present).



## Sub-Section 414 - Timeframes

### 414.1 General

- 414.1.1 Timeframes are necessary to plan and programme the codification process. They are applied for both new codification requests (Assign NIIN and Register User) and for maintenance requests on existing NSNs (e.g. Add User, Add Reference). There are different timeframes and priorities for new requests and maintenance requests, as specified in [Sub-Section 434](#) and [Section 440](#).
- 414.1.2 The timeframes specified for codification and maintenance requests are under the control and review of the AC/135 Group of National Directors on Codification.
- 414.1.3 In all cases the timeframes will only apply if sufficient technical supporting documentation has been supplied to the producing country, either through the inclusion of a codification clause in the contract, the provision of a link to the manufacturer's website/point of contact, or through inclusion in the request/within the Message or emailing of the documents by the submitting NCB (see [paragraph 432.3](#)).

### 414.2 Timeframes calculation

- 414.2.1 Timeframes calculation is centralized at NSPA and tracked via Action ID unique to each Inbound Action. NSPA captures the start time for each Action ID at the moment the action successfully passes both Schema and Central Validations. At this point in time NSPA places the Action to Destination mailbox for retrieval.
- 414.2.2 NSPA captures the end time for each Action ID when the Outbound Container passes Schema and Central Validations. At this point in time NSPA places the Action to Source mailbox for retrieval.

## Section 420 – Data Validations

### 420.1 General

NCS international data exchange requires four separate levels of data validations on all NSN data exchanged in XML format.

### 420.2 File Validations

NSPA automatically validates conformity of each file that is internationally exchanged.

When NACOMS detects an error during File Validations (**FV**) it rejects the full message such that nothing is passed to NSPA or the destination.

### 420.3 Schema Validations

NSPA automatically validates conformity of each Message to defined NSN XML Schema. Schema Validations (**SV**) consist of basic format controls enforced by the XML schema as well as controls on data values within the Message.

When NACOMS detects an error during SV it rejects the full Message such that nothing is passed to NSPA or the destination.

SV is able to identify only the first error it encounters. A system-to-system SV Error Report is provided back to Submitter via Container Error. The SV Error Report consists of a Return Code – “Schema Error”, erroneous DRN line and short text description in the Comment field following this template:

#### **Node content error**

This error is raised when the content of an XML node is invalid.

Pattern:

The <ElementName> is invalid -

The <ErrorSource> is invalid according to <SchemaDefinitionUsed> -

The actual <ErrorType> <ErrorRerefence>

Example:

```
<HEADER>
  <MESSAGE_SERIAL_NUMBER_8722>1</MESSAGE_SERIAL_NUMBER_8722>
  <MESSAGE_DATE_TIME_8711>2018-09-07T12:19:53:12Z</MESSAGE_DATE_TIME_8711>
```

Message returned:

The 'MESSAGE\_DATE\_TIME\_8711' element is invalid - the value '2018-09-07T12:19:53:12Z' is invalid according to its datatype 'http://eportal.nspa.nato.int/Types: MESSAGE\_DATE\_TIME'.

### Node structure error

This error is raised when the structure of the XML message is invalid.

Pattern:

The Element <ElementName> has invalid child element <ChildName>. List of possible elements expected : <SchemaCompliantNodes>

Example:

```
<HEADER>
  <MESSAGE_SERIAL_NUMBER_8722>1</MESSAGE_SERIAL_NUMBER_8722>
  <MESSAGE_DATE_TIME_8711>2018-09-07T12:19:53Z</MESSAGE_DATE_TIME_8711>
  <SOURCE_CODE_8709>FRA</SOURCE_CODE_8709>
  <DEST_CODE_8710>NCB_USA</DEST_CODE_8710>
```

Message Returned:

The element 'HEADER' has invalid child element 'DEST\_CODE\_8710'. List of possible elements expected: 'DESTINATION\_CODE\_8710'.

### Tag closure

This error is raised when the closing tag does not match the opening tag.

Pattern:

Expecting end tag <ElementName>.

Example:

```
<HEADER>
  <MESSAGE_SERIAL_NUMBER_8722>1</MESSAGE_SERIAL_NUMBER_9769>
  <MESSAGE_DATE_TIME_8711>2018-09-07T12:19:53Z</MESSAGE_DATE_TIME_8711>
```

Message Returned:

Expecting end tag <MESSAGE\_SERIAL\_NUMBER\_8722>.

#### 420.4 Central Validations

NSPA performs Central Validations (**CV**) in NACOMS on each Message/Container/Action on data validity with ACodP-1 prior to forwarding Message to the destination.

When NACOMS detects an error during CV, NSPA sends the Id of the erroneous Message/Container/Action back to the Source NCB with an appropriate Return code without forwarding the erroneous data to the destination.

The data to be rejected is determined by the message layer that contains a validation error as follows:

##### **Message Header Error**

- The entire Message is rejected with all the Containers and Actions within the Message;
- Source NCB receives back Message ID together with a Container Error and appropriate validation Return code.

No data is available for the destination.

##### **Container Error**

Message contains only one Container – the erroneous Container with all the Actions inside is rejected.

- Source NCB receives back Message ID and Container Serial Number together with a Container Error and appropriate validation Return code.

No data is available for the destination.

Message contains two or more Containers – only the erroneous Container with all the Actions inside is rejected.

- Source NCB receives back Message ID and erroneous Container Serial Number together with a Container Error and appropriate validation Return code.

No data from the erroneous Container is available for the destination. NSPA parses the Message so that the remaining Container(s) that passed CV is available for the destination. The parsed containers retain their original Container Serial Numbers with a gap in numbering where the erroneous data is removed.

##### **Action Error**

- The entire Container of the erroneous Action is rejected
- Source NCB receives back Message ID, Container Serial Number and erroneous Action Serial Number together with a Container Error and appropriate validation Return code.

No data from the Container of the erroneous Action is available for the destination. NSPA parses the Message so that the remaining Containers where all Actions have passed CV are available for the destination.

NSPA provides CV on behalf of all NCBs and archives all errors.

It is optional for each NCB to provide CV within their national codification software.

#### **420.5 Destination Validations**

NCB performs Destination Validations (DV) within their national codification software on each Action as defined in ACodP-1.

When a destination NCB's/NSPA's codification software detects an error during DV, the NCB/NSPA sends Message ID, Container Serial Number and only the erroneous Action Serial Number together with a Container Error and appropriate validation Return code back to the Source NCB. Destination software is expected to run all DVs on Actions and provide all errors to Source.

NSPA archives all the errors.

Destination NCB processes all the Actions that passed DV within the prescribed timeframes.

It is mandatory for Destination NCB and NSPA (in case NSPA is a final destination) to provide DV.

## **Sub-Section 421 - Common Validations for Inbound/Outbound**

### **421.1 General**

Following validations apply to all the Message exchanges:

**421.2 Common File Validations for Inbound/Outbound**

Obligation	Check Name	Description	Return Code
M	Check on File Archived (zip file) sent from NCB	1. The file name extension must be .zip	X-0000-02 <sup>5</sup>
		2. The File Archived (zip file) size must be less than 100MB	X-0000-14 <sup>5</sup>
M	Archive file content	1. If file extension is .xml, the file name must be the Message ID format	X-0000-03 <sup>5</sup>
		2. If file extension is .xml, the file should contain only UTF-8 characters	X-0000-04 <sup>5</sup>
		3. If file extension is .xml, the file should be a well-formed xml according to the xml specification (Example: & character should be replace by & amp ;)	X-0000-05 <sup>5</sup>
		4. If file extension is different from .xml, the extension must be one of the list below: .jpeg, .jpg, .gif, .png, .pdf or .csv	X-0000-06
		5. If file extension is different from .xml, the file name format must be Message ID, low line (underscore) symbol, Serial no. of the attachment.file-extension	X-0000-07
		6. If file extension is different from .xml, the file size must be less than 5MB	X-0000-15 <sup>5</sup>
M	XML Schema version number	7. Must be in accordance with supported schema version as defined in ACodP-1	X-0000-16 <sup>5</sup>

<sup>5</sup> As in this case the Request Message ID cannot be read, in ERROR container the **REQUEST\_MESSAGE\_ID\_8720** will be set to **000000000-00-00\_0**

## 421.3 Common Schema Validations for Inbound/Outbound

Data Element (DRN)	Description	Return Code
Source Code(8709)	1. Must be present and in accordance with allowed number of characters as stipulated in Chapter IV, Annex F, DRN 8709	X-0000-01
	2. Must be a valid ISO 3 Country Code	X-0000-10
Destination Code (8710)	1. Must be present and in accordance with allowed number of characters as stipulated in Chapter IV, Annex F, DRN 8710	X-0000-01
	2. Must be a valid ISO 3 Country Code or NCS	X-0000-11
	3. Must be different from SOURCE_CODE_8709	X-0000-08
Message Date Time (8711)	1. Must be present and in accordance with allowed number of characters as stipulated in Chapter IV, Annex F, DRN 8711	X-0000-01
Message Serial Number (8722)	1. Must be present and in accordance with allowed number of characters as stipulated in n Chapter IV, Annex F, DRN 8722	X-0000-01
	<del>2. Combination of Source, Destination, and Message Serial Number must not be already recorded in NSPA Suspense File</del>	<del>X-0000-09</del>
Container Serial Number (8724)	1. Must be present and in accordance with allowed number of characters as stipulated in Chapter IV, Annex F, DRN 8724	X-0000-01
	2. Number of Containers within a Message must be less than 10.001	X-0000-13
	3. Must be unique within a Message	X-0000-17



---

**421.4 Common Central Validations for Inbond/Outbond**

<b>Data Element (DRN)</b>	<b>Description</b>	<b>Return Code</b>
Message Date Time (8711)	1. Must be prior to the receipt date of the message	E-8711-13
Container Serial Number (8724)	1. Must be incremented by one within a Message	E-8724-13

---

## Sub-Section 422 - Common Validations for Inbound

### 422.1 General

Following validations apply to Inbound Message exchanges only (requests)

### 422.2 Common File Validations for Inbound

Data Element (DRN)	Description	Return Code
Inbound Container	1. Must hold one Action at least	X-0000-19

### 422.3 Common Schema Validations for Inbound

Data Element (DRN)	Description	Return Code
Action Serial Number (8725)	1. Must be present and in accordance with allowed number of characters as stipulated in Chapter IV, Annex F, DRN 8725	X-0000-01
	2. Must be unique within an Inbound Container	X-0000-18
NIIN (4000)	1. NIIN already present in another Inbound Container within the Message	X-0000-12

**422.4 Common Central Validations for Inbound**

Data Element (DRN)	Description	Return Code
Action Serial Number (8725)	1. Must be incremented by one within an Inbound Container	E-8725-13
Non Approved Item Name NAIN (5020)	1. Submitted data for the DRN(s) contains unauthorized symbol(s), letter(s), numeral(s) or blank positions not in line with International Data Exchange Character Set for Non Approved Item Name (5020) ( <a href="#">see Annex B1</a> )	E-5020-21
Reference Number (8733)	1. Submitted data for the DRN(s) contains unauthorized symbol(s), letter(s), numeral(s) or blank positions not in line with International Data Exchange Character Set for Characteristics Reply (DRN 4128) and Reference Number (DRN 8733) ( <a href="#">see Annex B2</a> ).	E-8733-21
Clear Text Characteristics Reply (4128)	1. Submitted data for the DRN(s) contains unauthorized symbol(s), letter(s), numeral(s) or blank positions not in line with International Data Exchange Character Set for Characteristics Reply (DRN 4128) and Reference Number (DRN 8733) ( <a href="#">see Annex B2</a> ).	E-4128-21
Supplemental Instructions (5174)	1. Submitted data for the DRN(s) contains unauthorized symbol(s), letter(s), numeral(s) or blank positions not in line with International Data Exchange Character Set for Characteristics Reply (DRN 4128) and Reference Number (DRN 8733) ( <a href="#">see Annex B2</a> ).	E-5174-21
Native Clear Text Reply (8751)	1. If present, must be combined with Mode Code G	E-8751-02
Attachment Name (8707)	1. If present must be in accordance with the attachment naming convention ( <a href="#">see paragraph 492.4</a> )	E-8707-32
Image Name (8708)	1. If present must be in accordance with the image naming convention ( <a href="#">see paragraph 492.4</a> )	E-8708-33

**422.5 Common Destination Validations for Inbound**

Destination validations are performed on DRN values that are newly requested within the actions, if not mentioned otherwise.

<b>Data Element (DRN)</b>	<b>Description</b>	<b>Return Code</b>
Actioned Data Elements	Proposed action to add or change data element(s) for this NSN is already recorded in the TIR.	E-0000-23 (National Codification tool has to replace the 0000 with the actioned DRN)

---

## Sub-Section 423 - Common Validations for Outbound

### 423.1 General

Following validations apply to Outbound Message exchanges only

### 423.2 Common Schema Validations for Outbound

Data Element (DRN)	Description	Return Code
NIIN (4000)	1. NIIN already present in another Outbound Container within the Message	X-0000-12

## Section 430 - INBOUND: Assign NIIN and Register User

### Sub-Section 431 - Initial Exchange of Information

#### 431.1 General

- 431.1.1 The objective of this procedure is to coordinate the planning and programming of codification operations for items of supply and larger than normal volumes of items of production being procured from a design control authority in another country.
- 431.1.2 The NCB of the procuring country or NSPA will notify the NCB of the producing country as soon as possible of potential codification requests for equipment and related items of production when the total number of items exceeds the amount pre-defined by the NCB of the producing country (see [CodSP-71](#)). When the design control authorities for the items of production are sub-contractors from different countries and the items are acquired by a main contractor, the NCB of the procuring country or NSPA should notify separately each NCB of a producing country where one or several sub-contractor(s) is (are) located. [CodSP-71](#) should be referenced to determine which NCBs require notification.
- 431.1.3 The producing country will review the notification information from the NCB of the procuring country or NSPA and respond with the planning of the work related to these requests.
- 431.1.4 For this purpose, NATO Form AC/135-No 1 "Initial Exchange of Information" will be used.
- 431.1.5 The use of NATO Form AC/135-No 1 "Initial Exchange of Information" is necessary to specify that the codification will be carried out in the framework of the export contract method (see [Sub-Section 437](#)) and obligatory when the number of items to be codified exceeds the predefined national maximum number laid out in [CodSP-71](#). The maximum relates to the total number of items in a single project. Data purification and other maintenance activities are to be considered as "projects", and also require the use of NATO Form AC/135-No 1, if the number of transactions generated exceeds the national maximum.

**431.2 NATO Form AC/135-No 1, Part A, B and C "INITIAL EXCHANGE OF INFORMATION"**

- 431.2.1 The NATO Form AC/135-No 1, Part A is used to notify the NCB of the producing country of potential cataloguing requests exceeding the national maximum identified in [CodSP-71](#). It should precede any codification transactions to allow for complete planning of the codification work by the producing country's NCB.
- 431.2.2 The NCB of the producing country needs to respond to the NCB in the procuring country with the NATO Form AC/135-No 1, Part B and C within 30 calendar days to allow the initiator to be made aware of the ability of the producing country's NCB to meet the initiator's timescales (see also [Sub-Section 434](#)). Where information cannot be filled in for all blocks in Part B and C, information available at the time should be given and the remainder provided as soon as possible.
- 431.2.3 Instructions for the completion of NATO Form AC/135-No 1, Part A, B and C

**Part A**

This section is to be completed by the inquiring NCB or NSPA.

Block	Instructions
1	Insert your "3-letter" Country Code according to ISO 3166-1 and as listed in <a href="#">CodSP-3</a> . (see Note*)
2	Insert date for control purposes.
3	Insert the "3-letter" Country Code of the producing country according to ISO 3166-1 and as listed in <a href="#">CodSP-3</a> . (see Note*)
4	National Codification Project Code (DRN 8734 (e.g.DEU0A00)). (see <a href="#">paragraph 437.2.1</a> )
5	State the security classification of the information, if required e.g. Unclassified.
6	Insert the allocated NATO Codification Project Code, where applicable (see <a href="#">paragraph 437.5</a> ).
7	Describe the end item for which codification can be required as clearly as possible. This information will absolutely be provided even if the main contractor is not located in the country receiving the NATO Form AC/135-No 1.  If the nomenclature of the producing country is unknown, the nomenclature which is used in the contract should be indicated. The Approved Item Name as stated in the United States Directory H6 and/or the appropriate Item Name Code should also be given in order to allow a comparison for other countries which might be interested in the equipment.
7A	Insert the name, NCAGE code and full address of the contractor.
7B	State the contract number, if available.

\* Note: NSPA having no NATO code, will be referred to as "NSPA"

Block	Instructions
7C	Indicate whether the contract includes, or will include, the Codification Contract Clause. When the Codification Contract Clause specifies the export contract method described in <a href="#">Sub-Section 436</a> , checkmark the “direct codification” box.
8	Describe the major component(s) of the end item for which codification will be required as clearly as possible. Declare the type and/or model number.
8A	Insert the name and NCAGE code or full address of the sub-contractor / manufacturer.
8B	State the sub-contract number, if available.
8C	Indicate whether the sub-contract includes, or will include, the Codification Contract Clause. When the Codification Contract Clause specifies the export contract method described in <a href="#">Sub-Section 436</a> , checkmark the “direct codification” box.
9	State countries or agencies interested in this equipment, if known.
10A	State the approximate number of items to be codified (as estimated by the initiator).
10B	Checkmark the appropriate box to show if the figure at block 10A is rough or after screening.
10C	Place the date at which your country intends to commence forwarding the codification request to the producing country. (Not applicable, if the codification process will be carried out in the framework of the export contract method described in <a href="#">Sub-Section 436</a> ).
10D	Determine a date for the completion of the codification, if so desired (see also <a href="#">Sub-Section 434</a> ).
10E	State the dates of delivery for the equipment and for the supporting spare parts.
11	Signature of the official responsible for the completion of the report.



**Part B**

This section has to be completed by the National Codification Bureau of the producing country.

Block	Instructions
1	Insert your “3-letter” Country Code according to ISO 3166-1 and as listed in <a href="#">CodSP-3</a> . (see Note*)
2	Insert your reference and date for control purposes.
3	Insert the “3-letter” Country Code of the country that initiated the form according to ISO 3166-1 and as listed in <a href="#">CodSP-3</a> . (see Note*)
4	Indicate the National Codification Project Code DRN 8734 (the same entries as used in part A – mandatory entry).
5	State the security classification of the information, if required e.g. Unclassified.
6	Insert the allocated NATO Codification Project Code, where applicable (see <a href="#">Sub-Section 437.5</a> ).
7A	State countries or agencies using this equipment, if known.
7B	Declare if the equipment is in use in your country. Additional information (such as other type or model used) should be given in PART C).
8A	Checkmark the appropriate box.
8B	State the allotted time that will be taken into account on receiving the codification requests. Timeframes related to and routine procedures are those at Sub-Section 434, <a href="#">sub-paragraph 434.1</a> .
8C	State if your NCB <ol style="list-style-type: none"> <li>1. has sufficient resources to accommodate codification requests only once;</li> <li>2. requires that requests be transmitted over a well-balanced X month-period;</li> <li>3. accepts codification by “Export Contract” method (direct codification without Assign NIIN and Register User request).</li> </ol>
8D	State the desired date for the reception of the first requests if the date mentioned at block 10C, part A cannot be taken into account.  NOTE : if the information provided at blocks 8B through 8D are not compatible with the wishes at part A (10C and 10D) if required give additional information at part C.
9	Insert the Signature of the responsible official at the producing country's NCB.

\* Note: NSPA having no NATO code, will be referred to as “NSPA”

**Part C**

Block	Instructions
1	This part may be used by either party to give additional information or details. It must however be clearly stated who is giving this additional information. In particular, information concerning codification of a model or type that deviates slightly from the equipment in question should be given. Where possible indicate the range of commonality.

**NATO CODIFICATION SYSTEM - SYSTÈME OTAN DE CODIFICATION**

**INITIAL EXCHANGE OF INFORMATION CONCERNING THE CODIFICATION OF AN EQUIPMENT PROCURED IN ANOTHER COUNTRY / ÉCHANGE INITIAL DE RENSEIGNEMENTS CONCERNANT LA CODIFICATION D'UN MATÉRIEL ACQUIS DANS UN AUTRE PAYS**

**PART A**

**PARTIE A**

1	FROM / DE	2	DATE	3	TO / POUR												
4	NATIONAL CODIFICATION PROJECT CODE																
	<table border="1"> <tr> <td colspan="6">ISO 3166-1 CONTRY CODE</td> </tr> <tr> <td></td> <td></td> <td></td> <td></td> <td></td> <td></td> </tr> </table>					ISO 3166-1 CONTRY CODE											
ISO 3166-1 CONTRY CODE																	
5	CLASSIFICATION / DEGRÉ DE SÉCURITÉ	6	NATO CODIFICATION PROJECT CODE / CODE PROJET DE CODIFICATION OTAN														
7	EQUIPMENT/ SYSTEM (NOMENCLATURE IN THE LANGUAGE OF THE PRODUCING COUNTRY AND U.S. H6 LANGUAGE) / MATÉRIEL / SYSTÈME (DÉSIGNATION DANS LA LANGUE DU PAYS PRODUCTEUR ET DANS LA TERMINOLOGIE H6 DES ÉTATS-UNIS)																
7A	CONTRACTOR (NAME, NCAGE CODE, ADDRESS AND COUNTRY) / CONTRACTANT (NOM, CODE NCAGE, ADRESSE ET PAYS)		7B	CONTRACT No / CONTRAT N°													
			7C	CODIFICATION CLAUSE INCLUDED / CLAUSE DE CODIFICATION INCLUSE													
				<input type="checkbox"/> YES /OUI      DIRECT CODIFICATION / CODIFICATION DIRECTE <input type="checkbox"/> YES /OUI      INDIRECT CODIFICATION / CODIFICATION INDIRECTE <input type="checkbox"/> NO / NON													
8	MAJOR COMPONENT/SUB-ASSEMBLY (NOMENCLATURE, TYPE AND/OR MODEL No. ) / COMPOSANT PRINCIPAL/SOUS-ENSEMBLE (DÉSIGNATION, N° DU TYPE ET/OU DU MODÈLE)																
8A	SUB-CONTRACTOR(S) (NAME AND NCAGE CODE/ADDRESS) / SOUS-TRAITANT(S) (NOM ET CODE/ADRESSE NCAGE)		8B	SUB-CONTRACT(S) No / CONTRAT(S) EN SOUS-TRAITANCE N°													
			8C	CODIFICATION CLAUSE INCLUDED / CLAUSE DE CODIFICATION INCLUSE													
				<input type="checkbox"/> YES /OUI      DIRECT CODIFICATION / CODIFICATION DIRECTE <input type="checkbox"/> YES /OUI      INDIRECT CODIFICATION / CODIFICATION INDIRECTE <input type="checkbox"/> NO / NON													
9	OTHER COUNTRIES OR AGENCIES INTERESTED / AUTRES PAYS OU ORGANISMES INTÉRESSÉS																
10A	APPROXIMATE NUMBER OF ITEMS TO BE CODIFIED / NOMBRE APPROXIMATIF D'ARTICLES À CODIFIER		10B	PROVISIONING SCREENING / CRIBLAGE PRÉLIMINAIRE													
				<input type="checkbox"/> YES / OUI <input type="checkbox"/> NO / NON													
10C	DATE TRANSACTIONS WILL BE FORWARDED / DATE D'ENVOI DES OPÉRATIONS		10D	DATE CODIFICATION IS DESIRED/ DATE DE CODIFICATION DÉSIRÉE													
10E	DATE OF DELIVERY / DATE DE LIVRAISON		11	SIGNATURE													
	<ul style="list-style-type: none"> <li>EQUIPMENT / MATÉRIEL</li> <li>SPARE PARTS / RECHANGES</li> </ul>																

NATO FORM AC/135-No 1A

(21.07)

FORMULAIRE OTAN AC/135-N° 1A

**NATO CODIFICATION SYSTEM - SYSTÈME OTAN DE CODIFICATION**

INITIAL EXCHANGE OF INFORMATION CONCERNING THE CODIFICATION OF AN EQUIPMENT PROCURED IN ANOTHER COUNTRY /  
ÉCHANGE INITIAL DE RENSEIGNEMENTS CONCERNANT LA CODIFICATION D'UN MATÉRIEL ACQUIS DANS UN AUTRE PAYS

**PART B**

**PARTIE B**

<b>1</b> FROM / DE	<b>2</b> DATE	<b>3</b> TO / POUR														
<b>4</b> NATIONAL CODIFICATION PROJECT CODE																
<table border="1" style="margin: auto;"> <tr> <td colspan="7">ISO3166-1 COUNTRY CODE</td> </tr> <tr> <td style="width: 10%;"></td> <td style="width: 10%;"></td> <td style="width: 10%;"></td> <td style="width: 10%;"></td> <td style="width: 10%;"></td> <td style="width: 10%;"></td> <td style="width: 10%;"></td> </tr> </table>			ISO3166-1 COUNTRY CODE													
ISO3166-1 COUNTRY CODE																
<b>5</b> CLASSIFICATION / DEGRÉ DE SÉCURITÉ		<b>6</b> NATO CODIFICATION PROJECT CODE / CODE PROJET DE CODIFICATION OTAN														
<b>7A</b> EQUIPMENT USED BY THE FOLLOWING OTHER COUNTRIES OR AGENCIES / MATÉRIEL UTILISÉ PAR LES AUTRES PAYS OU ORGANISMES CI-APRÈS		<b>7B</b> EQUIPMENT USED BY PRODUCING COUNTRY MATÉRIEL UTILISÉ PAR PAYS PRODUCTEUR  <input type="checkbox"/> YES / OUI <input type="checkbox"/> NO / NON														
<b>8A</b> EQUIPMENT / LE MATÉRIEL  <input type="checkbox"/> WILL BE CODIFIED FOR OWN USE / SERA CODIFIÉ POUR PROPRE USAGE  <input type="checkbox"/> WILL NOT BE CODIFIED FOR OWN USAGE / NE SERA PAS CODIFIÉ POUR PROPRE USAGE		<b>8B</b> ALLOTTED TIME TO PROCESS REQUESTS / DÉLAI DE TRAITEMENT DES DEMANDES  <input type="checkbox"/> ROUTINE PROCEDURE / PROCÉDURE DE ROUTINE  <input type="checkbox"/> <input style="width: 40px; height: 20px;" type="text"/> MONTHS / MOIS														
<b>8C</b> TRANSMISSION OF CODIFICATION REQUESTS BY / TRANSMISSION DES DEMANDES DE CODIFICATION PAR  <input type="checkbox"/> DIRECT CODIFICATION METHOD ACCEPTED / MÉTHODE PAR CODIFICATION DIRECTE ACCEPTÉE  <input type="checkbox"/> UNIQUE SHIPMENT ACCEPTED / ENVOI UNIQUE ACCEPTÉ  <input type="checkbox"/> MULTIPLE SHIPMENTS OVER / ENVOIS MULTIPLES RÉPARTIS SUR <input style="width: 40px; height: 20px;" type="text"/> MONTHS / MOIS		<b>8D</b> FIRST REQUEST SHIPMENT DATE/ DATE D'ENVOI DES PREMIÈRES DEMANDES /														
<b>9</b> SIGNATURE																

**PART C**

**PARTIE C**

<b>1</b>	<b>ADDITIONAL INFORMATION / RENSEIGNEMENTS COMPLÉMENTAIRES</b>

NATO FORM AC/135-No 1B/C

(21.07)

FORMULAIRE OTAN AC/135-N° 1B/C

## Sub-Section 432 – Assign NIIN and Register User requests

### 432.1 General

A country or NSPA wishing to obtain services concerning the codification of items of supply from another country will request these services in accordance with the rules described below.

### 432.2 Assign NIIN and Register User requests

432.2.1 The processing of Assign NIIN and Register User requests will include user registration of the Source to assure updating of the outbound data.

432.2.2 In order that Assign NIIN and Register User requests can be adequately processed; they must be accompanied by precise information provided by the Source which will enable the Destination NCB to carry out the following specific tasks:

- The checking and progression of all requests from the time of receipt until the response is dispatched to the Source;
- properly carrying out the actions involved in the identification process, using the appropriate method taking into account the type of equipment or family of items in question;
- enabling the identifying activity to obtain the technical data required to prepare new item identifications.

#### 432.2.3 Grouping Assign NIIN and Register User requests

Grouping of the actions is possible via NATO Project Code (DRN 1057), National Codification Project Code (DRN 8734) and National Codification Project Name (DRN 8735). (See Sub-Section 437, [paragraph 437.5](#), [437.2.1](#) and [437.2.2](#))

These DRNs are also available for NATO Form AC/135 No. 1 code/name in order to enable grouping with the agreement reached via the NATO Form Ac/35 No. 1 process.

Possible common data for different requests will be repeated for each such Action.

### 432.3 Responsibility of NCBs / NATO Agencies

432.3.1 The information to be given in Assign NIIN and Register User request provides vital information required by the Destination NCB. The Source must, therefore, complete these with the utmost care.

To facilitate the control of codification work, National Codification Project Code (DRN 8734) and National Codification Project Name (DRN 8735) with the information of the NATO Form AC/135 No. 1 should be included if it exists.

432.3.2 In accordance with [STANAG 4177](#), and as a matter of principle, it is the responsibility of the NCB of the procuring Country/NSPA to insist that the procuring agencies include the Codification Contract Clause or an equivalent contractual instrument in every procurement of an Equipment or Weapon System and its associated items of production / items of supply.

432.3.3 When the procuring country/NSPA has access to the technical data of the items to be codified, it carries out a screening using NMCRL online to detect NSN's on the basis of the item characteristics data.

432.3.4 Before submitting an Assign NIIN and Register User request the procuring country or NSPA shall insist that the national services concerned provide all the information required to properly complete all mandatory data. (see [paragraph 432.8](#))

432.3.5 The Source NCB/NSPA must indicate on the Assign NIIN and Register User request whether or not the Codification Contract Clause or an equivalent contractual instrument (see [sub-paragraph 432.3](#)) was included in the related procurement contract. If there is no Codification Contract Clause or an equivalent contractual instrument included, the documentation required to enable the Destination NCB to complete the request is to be provided enveloped together with related messages (XML), in a single compressed file (zip archive), and exchanged via NMBS.

The documentation in question must be sufficient to meet the Assign NIIN and Register User requests by at least a Type 2 Item Identification (see [Section 260](#) and [paragraph 432.3](#)).

The documentation should be considered appropriate when it complies at least with the following principles and data:

- Originating from the manufacturer (e.g. manufacturer's logo, address or contacts according to the information associated with NCAGE);
- Identifies the part number in the Assign NIIN and Register User request;
- Allows the producing country to assign/confirm INC and NSC.

If - to the knowledge of the submitter - the required documentation (e.g. comment or Web URL in order to allow codifying country to download the documentation) is available to the Destination NCB, this fact is to be notified in the optional data of the Assign NIIN and Register User request.

For items:

- listed in [CodSP-23](#) (common items of supply) or;
- which their technical characteristics are in compliance with standards (e.g. ISO) or;
- where one can expect to find a similar item in form, fit and function (e.g. screwdriver, light bulb, snap ring).

the identifying technical documentation shall:

- allow the producing country to compare the item to similar items (e.g. in case of a Add reference request later on) and;
- enable the producing country to clearly identify (e.g. dimensions, weight, material, color, characteristics) each item of production listed under the NSN.

432.3.6 The allowed file types for documentation are: .pdf; .csv; and for images are .jpeg, .jpg, .gif and .png.

432.3.7 The maximum allowable file size for documentation and/or images is five megabytes (5Mb). The maximum number of attachments is five per Action and one action can include one image only. When it is necessary to send larger files, the Source NCB must contact the Destination NCB and mutually agree on a different procedure

432.3.8 It is a requirement of the Destination NCB to meet codification requests whenever technical data are available (see [sub-paragraph 432.3.5](#)). Characteristics Data without proof is not to be considered as identifying, technical data.

If there is no Codification Contract Clause or equivalent contractual instrument and the Source cannot supply documentation, the Source must provide at least one of the following contact information in the comment (DRN 8703) in order to enable the producing country to obtain the technical data required to prepare new item identifications:

- a. Manufacturer Website URL (also DRN 8021)
- b. Contact information of the manufacturer, i.e., name, phone number, e-mail address
- c. Catalogues
- d. Any additional information that will permit Part Number validation

The Destination NCB is to ascertain whether the technical data can be obtained free of charge from the manufacturer or to request the manufacturer to confirm the validity of the submitted Item Name(s), Reference(s) and eventually item characteristics data to enable the production of at least a Type 2 Item Identification in accordance with [sub-paragraph 432.3.5](#). Type 2 Item Identification based on missing CCC and/or insufficient technical documentation must be the exception.

432.3.9 The Destination NCB shall attempt to obtain the bar code number or other product identification number compliant with EAN International or the Uniform Code Council (UCC) before writing an item identification. These numbers may be obtained from the manufacturer and are designated by Document Availability Code (DAC) U.

#### 432.4 Difficulties in processing an Assign NIIN and Register User request

432.4.1 Whenever possible, Assign NIIN and Register User requests should not be returned in an unprocessed state.

Therefore:

- a. the Source NCB shall
  - compile all data required with utmost care and submit a fully completed Assign NIIN and Register User
  - include in the request the appropriate NATO Supply Class and Item Name Code or the Non-approved Item Name in the language of the producing country or, if not possible, in English;
- b. the Destination NCB should perform a manual review of the request if it is found to be unprocessable because of discrepancies in format or logical errors and/or inconsistencies such as lacking technical documentation (see [paragraph 432.3](#)).

432.4.2 The manual review of a codification request should be performed in the following manner:

- If the request reveals obvious errors which, based on the processor's experience and supported by the remaining data in the request, can be properly adjusted, the request should be corrected accordingly and resubmitted for machine processing. The submitter should be informed on the types of correction made, by using a Notification Container ("N-Codes" series, see [Annex C Return Codes](#)).
- Requests may only be returned in an unprocessed state, if meticulous reviews and studies have left no possible doubt as to the unsuitability of these requests for processing. In this case, the type of discrepancies noted should be reported to the Source on Error Container ("R-Codes", see [Annex C Return Codes](#)) by indicating the relevant reasons, for a possible resubmission of the request(s) involved.

432.4.3 Any difficulty that cannot be solved by the Destination NCB could result in the request being rejected. In this event it will be the responsibility of the procurement or management services in the Source NCB's country/NSPA to overcome the difficulties reported with the suppliers by initiating the necessary contractual arrangements or ensuring that the requirements of an existing contractual arrangement will be met by the supplier/manufacturer.

If the manufacturer does not provide a response (technical data or confirmation of the reference number), and there is no Codification Contract Clause (CCC) or an equivalent contractual instrument, the Destination has adequate grounds to return an Assign NIIN and Register User using an Error Container with the applicable Rejection code.

If however the Source NCB provides appropriate technical data (see [sub-paragraph 432.3.5](#)), but the NCAGE owner will not respond to requests or refuses to validate the reference number in the submitted Assign NIIN and Register User, the Destination NCB should assign at a minimum a Type 2 NSN using the information provided in the appropriate technical data. RNSC D should be assigned to indicate that the Reference Number has not been validated by the manufacturer and the Source NCB needs to determine if the manufacturer and reference number are (or are not) authorized for procurement.



432.4.4 The Assign NIIN and Register User requests will however be returned without further action when:

- they match an NSN assigned by another NATO or Tier 2 sponsored country;
- they are not suitable for processing or item identification and if the submitted data elements cannot be corrected by the Destination NCB;
- the Destination NCB cannot confirm the Reference Number and the Item Name of the item of supply to be codified in absence of Codification Contract Clause or equivalent contractual instrument which causes difficulties to have the required technical documentation available. (see [paragraph 432.3](#))

#### **432.5 Substitution of items based on failure rate**

A country may offer as a substitute for an item to be codified an existing NSN which has a lower failure rating.

"Lower failure rate" shall be defined as "rated to fail less frequently than an existing item". Items must be identical in form, fit, and function in every respect except failure rate to fall into this category. This concept encompasses electronic components such as resistors, capacitors, relays, and microcircuits where the failure rate is built into the reference number.

- In order to prevent an unacceptable delay in processing, the producing country offering the substitute shall send an email to the procuring country which initiated the request, stating the proposed substitution. The message shall include TIR data with appropriate NSN data offered as a substitute, and may include supporting documentation not to exceed two pages.
- If the offered substitute is not acceptable, the procuring country being offered the substitute shall reply within five business days. The reply shall state the reason the substitute is not acceptable. Otherwise, the producing country offering the substitute may assume concurrence and finish processing the Assign NIIN and Register User request via an Error Container.
- If a substitute based on the above is accepted by the procuring country, the producing country assigning the NSN shall add the reference(s) submitted with the Assign NIIN and Register User to the substitute NSN as RNCC/RNVC 5-9.
- If a procuring country requests assignment of an NSN to a military specification that is obsolete and that does not contain a failure rating in the specification number, and if that obsolete specification has been replaced by a specification that does contain failure ratings as part of the specification number, the producing country shall assign the NSN to the replacement specification number that designates the lowest failure rating. The producing country assigning the NSN shall add the obsolete specification as an RNCC/RNVC 5-9 to the NSN.

## 432.6 Substitution of Military Specifications and Commercial Item Descriptions

In cases where a source submits an obsolete or inactive Military Specification (Mil Spec) or Commercial Item Description (CID) for codification on an Assign NIIN and Register User request, the destination shall substitute the latest version of the Mil Spec or CID. The submitted reference number, if obsolete or inactive, shall be added to the new NSN with RNCC 5, RNVC 9 and RNSC B. The destination shall inform the source of the substitution through a Notification Container (Notification code N-4000-03, see Annex C Return Codes). Explanation of Entry required in addition to the code.

## 432.7 Emergency Codification Procedure

432.7.1 In special cases of an exceptionally urgent nature (e.g., when materiel for which no NSN has been assigned is received at a depot), the application of the emergency codification procedure may be requested for newly procured items.

432.7.2 Source countries should ensure that the Assign NIIN and Register User request have a Priority Indicator Code (PIC) of "E. Requests are to be restricted to a maximum of ten (10) items per Destination, per day. If a source has requirements to submit more than 10 emergency Assign NIIN and Register User requests per day, the source must contact the Assign NIIN and Register User Point of Contact (see CodSP-4) to make the appropriate arrangements.

Moreover the source must provide the mandatory information within the emergency Assign NIIN and Register User request (see sub-paragraph 432.1). If the minimum supporting information is not provided, the destination is advised to return the concerned Assign NIIN and Register User by an Error Container with a reject code "R-0000-01". (see [Annex C Return Codes](#))

432.7.3 Based on the reference(s) stated, the destination will immediately check whether NATO Stock Numbers have already been assigned and, if so, the source will be registered as a user for the appropriate NSNs.

432.7.4 If no NSN has been assigned, the reference(s) quoted will be verified (through confirmation obtained either from available technical documentation or from the manufacturer) and the destination will assign a NATO Stock Number.

432.7.5 Results of the codification services requested will be transmitted to the source through the NMBS within the prescribed time frame of 7 days, by a NSN Container using RPD MRC 5 and DAC 5 or 6, when appropriate and upgrading the item identification

432.7.6 If the reference(s) stated do not qualify for an item identification, the source will be informed by normal Error Container. If so, required a new request for codification must be submitted.

**432.8 Data Action**

<b>Container</b>	Create
<b>Action</b>	Assign NIIN & Register User
<b>Mandatory Data</b>	Codification Contract Clause, Item Name Code, NATO Supply Class, NCAGE Code, PIC, Reference Number, RNCC, RNFC, RNSC, RNVC
<b>Conditionally Mandatory Data</b>	Attachment Name, Clear Text Characteristics Reply, Coded Reply, Contract Number, Comment, Main Contractor NCAGE, Non-Approved Item Name
<b>Optional Data</b>	CPV Code, National Codification Project Code, National Codification Project Name, Demilitarization Code, Demilitarization Integrity Code, Harmonized System Code, Image Name, MRC, Item Type Storage Code, Mode Code, Equipment Name, Native Clear Text Reply, Language, NATO Codification Project Code, Operator, Order Number, RNAAC, RNJC, RPDMRC, Schedule B, Secondary Address Code, Secondary Address Indicator Code, TIIC, Type or Model, Web URL, Automatic Data Processing Equipment Identification Code, Precious Metals Indicator Code

## 432.9 Schema Validations

Obligation	Data Element (DRN)	Description	Return Code
MANDATORY DATA ELEMENTS			
M	PIC (2867)	1. Must be present and in accordance with allowed number of characters as stipulated in Chapter IV, Annex F, DRN 2867	X-0000-01
M	RNCC (2910)	1. Must be present and in accordance with allowed number of characters as stipulated in Chapter IV, Annex F, DRN 2910	X-0000-01
M	RNFC (2920)	1. Must be present and in accordance with allowed number of characters as stipulated in Chapter IV, Annex F, DRN 2920	X-0000-01
M	RNSC (2923)	1. Must be present and in accordance with allowed number of characters as stipulated in Chapter IV, Annex F, DRN 2923	X-0000-01
M	Reference Number (8733)	1. Must be present and in accordance with allowed number of characters as stipulated in Chapter IV, Annex F, DRN 8733	X-0000-01
M	NATO Supply Class (3990)	1. Must be present and in accordance with allowed number of characters as stipulated in Chapter IV, Annex F, DRN 3990	X-0000-01
M	Item Name Code (4080)	1. Must be present and in accordance with allowed number of characters as stipulated in Chapter IV, Annex F, DRN 4080	X-0000-01
M	NCAGE Code (4140)	1. Must be present and in accordance with allowed number of characters as stipulated in Chapter IV, Annex F, DRN 4140	X-0000-01
M	RNVC (4780)	1. Must be present and in accordance with allowed number of characters as stipulated in Chapter IV, Annex F, DRN 4780	X-0000-01
M	Codification Contract Clause (8702)	1. Must be present and in accordance with allowed number of characters as stipulated in Chapter IV, Annex F, DRN 8702	X-0000-01

CONDITIONALLY MANDATORY DATA ELEMENTS			
C	Coded Reply (3465)	1. If present, must be in accordance with allowed number of characters as stipulated in Chapter IV, Annex F, DRN 3465	X-0000-01
C	Clear Text Characteristics Reply (4128)	1. If present, must be in accordance with allowed number of characters as stipulated in Chapter IV, Annex F, DRN 4128	X-0000-01
C	Non-Approved Item Name (5020)	1. If present, must be in accordance with allowed number of characters as stipulated in Chapter IV, Annex F, DRN 5020	X-0000-01
C	Contract Number (8719)	1. If present, must be in accordance with allowed number of characters as stipulated in Chapter IV, Annex F, DRN 8719	X-0000-01
C	Main Contractor NCAGE (8718)	1. If present, must be in accordance with allowed number of characters as stipulated in Chapter IV, Annex F, DRN 8718	X-0000-01
C	Attachment Name (8707)	1. If present, must be in accordance with allowed number of characters as stipulated in Chapter IV, Annex F, DRN 8707	X-0000-01
C	Comment (8703)	1. If present, must be in accordance with allowed number of characters as stipulated in Chapter IV, Annex F, DRN 8703	X-0000-01
OPTIONAL DATA ELEMENTS			
O	Demilitarization Integrity Code (0138)	1. If present, must be in accordance with allowed number of characters as stipulated in Chapter IV, Annex F, DRN 0138	X-0000-01
O	Demilitarization Code (0167)	1. If present, must be in accordance with allowed number of characters as stipulated in Chapter IV, Annex F, DRN 0167	X-0000-01
O	Schedule B (0435)	1. If present, must be in accordance with allowed number of characters as stipulated in Chapter IV, Annex F, DRN 0435	X-0000-01
O	NATO Codification Project Code (1057)	1. If present, must be in accordance with allowed number of characters as stipulated in Chapter IV, Annex F, DRN 1057	X-0000-01

O	RNJC (2750)	1. If present, must be in accordance with allowed number of characters as stipulated in Chapter IV, Annex F, DRN 2750	X-0000-01
O	RNAAC (8750)	1. If present, must be in accordance with allowed number of characters as stipulated in Chapter IV, Annex F, DRN 8750	X-0000-01
O	MRC (3445)	1. If present, must be in accordance with allowed number of characters as stipulated in Chapter IV, Annex F, DRN 3445	X-0000-01
O	Mode Code (4735)	1. If present, must be in accordance with allowed number of characters as stipulated in Chapter IV, Annex F, DRN 4735	X-0000-01
O	RPDMRC (4765)	1. If present, must be in accordance with allowed number of characters as stipulated in Chapter IV, Annex F, DRN 4765	X-0000-01
O	TIIC (4820)	1. If present, must be in accordance with allowed number of characters as stipulated in Chapter IV, Annex F, DRN 4820	X-0000-01
O	Web URL (8021)	1. If present, must be in accordance with allowed number of characters as stipulated in Chapter IV, Annex F, DRN 8021	X-0000-01
O	Secondary Address Code (8990)	1. If present, must be in accordance with allowed number of characters as stipulated in Chapter IV, Annex F, DRN 8990	X-0000-01
O	Secondary Address Indicator Code (9485)	1. If present, must be in accordance with allowed number of characters as stipulated in Chapter IV, Annex F, DRN 9485	X-0000-01
O	Harmonized System Code (9571)	1. If present, must be in accordance with allowed number of characters as stipulated in Chapter IV, Annex F, DRN 9571	X-0000-01
O	CPV Code (9569)	1. If present, must be in accordance with allowed number of characters as stipulated in Chapter IV, Annex F, DRN 9569	X-0000-01
O	Operator (8701)	1. If present, must be in accordance with allowed number of characters as stipulated in Chapter IV, Annex F, DRN 8701	X-0000-01
O	Image Name (8708)	1. If present, must be in accordance with allowed number of characters as stipulated in Chapter IV, Annex F, DRN 8708	X-0000-01

O	Equipment Name (8704)	1. If present, must be in accordance with allowed number of characters as stipulated in Chapter IV, Annex F, DRN 8704	X-0000-01
O	Order Number (8705)	1. If present, must be in accordance with allowed number of characters as stipulated in Chapter IV, Annex F, DRN 8705	X-0000-01
O	Type or Model (8706)	1. If present, must be in accordance with allowed number of characters as stipulated in Chapter IV, Annex F, DRN 8706	X-0000-01
O	Native Clear Text Reply (8751)	1. If present, must be in accordance with allowed number of characters as stipulated in Chapter IV, Annex F, DRN 8751	X-0000-01
O	Language (8753)	1. If present, must be in accordance with allowed number of characters as stipulated in Chapter IV, Annex F, DRN 8753	X-0000-01
O	National Codification Project Code (8734)	1. If present, must be in accordance with allowed number of characters as stipulated in Chapter IV, Annex F, DRN 8734	X-0000-01
O	National Codification Project Name (8735)	1. If present, must be in accordance with allowed number of characters as stipulated in Chapter IV, Annex F, DRN 8735	X-0000-01
O	Automatic Data Processing Equipment Identification Code (0801)	1. If present, must be in accordance with allowed number of characters as stipulated in Chapter IV, Annex F, DRN 0801	X-0000-01
O	Precious Metals Indicator Code (0802)	1. If present, must be in accordance with allowed number of characters as stipulated in Chapter IV, Annex F, DRN 0802	X-0000-01

## 432.10 Central Validations

Obligation	Data Element (DRN)	Description	Return Code	Container
MANDATORY DATA ELEMENTS				
M	PIC (2867)	1. Must be 4, or E	E-2867-03	Error
M	RNCC (2910)	1. Must be present on In Chapter IV, Annex G, Table 08	E-2910-13	Error
		2. At least one RNCC must be 1, 2, 3 or 4.	E-2910-13	Error
M	RNFC (2920)	1. Must be 1, 4 or 5	E-2920-13	Error
M	RNSC (2923)	1. Must be present on In Chapter IV, Annex G, Table 14	E-2923-13	Error
M	Reference (8754)	1. Submitted Reference with RNCC other than 6 and without an RNJC matches a reference registered on another NSN(s) in NTIR	E- 8754-31	Error (matched NIINs to be transmitted in DATA ELEMENT INFO)
		2. Submitted Reference with RNCC other than 6 and with an RNJC doesn't match existing Reference in the NTIR.	E-8754-14	Error
M	NATO Supply Class (3990)	1. Must exist in ACodP-2 (H2)	E-3990-13	Error
		2. NSC/INC combination must be valid (FLIS Technical Procedures Vol.12 Table 099)	E-3990-02	Error



M	Item Name Code (4080)	1. Must be present in ACodP-3 (H6) with Item Name Type Code 0 or be 77777	E-4080-13	Error
		2. Must be active	E-4080-13	Error
M	NCAGE Code (4140)	1. Must be in prescribed form per CodSP-3	E-4140-13	Error
		2. Must exist in NTIR	E-4140-35	Error
		3. At least one must correspond to the destination activity code, unless Source Code (8709) is NSP and Destination Code (8710) is BEL	E-4140-13	Error
		4. At least one NCAGE must be active (NCAGE SD Code A, E, M, T or Y)	E-4140-13	Error
M	RNVC (4780)	1. Must be present on In Chapter IV, Annex G, Table 12	E-4780-13	Error
		2. Extra Long Reference Number Indicator Code present with RNVC other than "1"	E-4780-26	
CONDITIONALLY MANDATORY DATA ELEMENTS				
C	Coded Reply (3465)	1. If Mode Code is D, H, J or L, must be present	E-3465-18	Error
C	Clear Text Characteristics Reply (4128)	1. If Mode Code is A, B, E, F, G or J, must be present	E-4128-18	Error

C	Non-Approved Item Name (5020)	1. If Item Name Code (4080) is "77777", must be present	E-5020-02	Error
C	Attachment Name (8707)	1. If PIC E, must be present	E-8707-18	Error
C	Comment (8703)	1. If CCC (8702) is NO and attachment is missing, must be present	E-8703-18	Error
		2. If TIIC = 1A(K), 1B(L), 4A(M) or 4B(N), must be present	E-8703-18	Error
OPTIONAL DATA ELEMENTS				
O	RNJC (2750)	1. If present, must be "1"	E-2750-13	Error
O	TIIC (4820)	1. Must be present on In Chapter IV, Annex G, Table 10	E-4820-13	Error
O	National Codification Project Code (8734)	1. If present, the 3 first characters must match the Source Code, DRN 8709	E-8734-13	Error
O	NATO Project Code (1057)	1. If present, the first two positions must be present in CodSP-24	E-1057-13	Error

432.11 Destination Validations

Obligation	Data (DRN)	Element	Description	Return Code	Container
CONDITIONALLY MANDATORY DATA ELEMENTS					
C	Contract (8719)	Number	1. If CCC (8702) Yes, must be present	E-8719-18	Error
C	Main Contractor NCAGE (8718)		1. If CCC (8702) Yes, must be present	E-8718-18	Error

432.12 Processing Rules

Steps	Condition/s	Task/s	Return Code
0	<ul style="list-style-type: none"> <li>- Screening by reference and by characteristics</li> </ul> <p>A screening by reference and by characteristics should be done as first step. This screening should be done with the reference that has been included in the “Assign NIIN and Register User” action and, in the event that a change of the reference has been done by the NIIN owner, the screening should be done also with the revised reference. The result of this screening will be the following ones:</p> <ul style="list-style-type: none"> <li>o Potential match (by reference or by characteristics)</li> <li>o Match through association</li> <li>o No match</li> </ul> <p>The potential match and match through association needs manual review in order to decide whether the item is already codified. Depending on the result of this step, the processing rules should be as follows:</p>		
1	<p>A</p> <p>Potential match/ Match through association:</p> <p>NIIN owner decides that the item is already codified with a national NIIN, where:</p> <ul style="list-style-type: none"> <li>-Source NCB is not a user.</li> </ul> <p>-NIIN Status Code is 0 or 1.</p>	<ul style="list-style-type: none"> <li>- Send a “Container – Notification” to Source NCB with the following information: <ul style="list-style-type: none"> <li>o RETURN_CODE_8713 informing that the item is already codified under the NIIN registered in DATA ELEMENT INFO; your country will be registered as a user.</li> <li>o DATA_ELEMENT_INFO with the NIIN already codified that matches the “Assign NIIN and Register User” action.</li> </ul> </li> <li>- Add SOURCE_CODE_8709 as a user</li> <li>- Add Reference(s) to the existing NIIN, if needed</li> <li>- Send a “Container - NSN” to Source NCB.</li> </ul>	N-4000-01
	<p>B</p> <p>Potential match/ Match through association:</p> <p>NIIN owner decides that the item is already codified with a national NIIN, where:</p>	<ul style="list-style-type: none"> <li>- Send a “Container – Notification” to Source NCB with the following information: <ul style="list-style-type: none"> <li>o RETURN_CODE_8713 informing that the item is already codified under the NIIN registered in DATA ELEMENT INFO; your country will be registered as a user.</li> <li>o DATA_ELEMENT_INFO with the NIIN already codified that matches the “Assign NIIN and Register User” action.</li> </ul> </li> </ul>	



	<p>B</p> <p>Potential match/ Match through association:</p> <p>NIIN owner decides that the item is already codified with a national NIIN, where: -Source NCB is not a user.</p> <p>-NIIN Status Code is 6 (inactive).</p> <p>and</p> <p>-NIIN owner changes essential data element(s) from the “Assign NIIN and Register User” action.</p>	<ul style="list-style-type: none"> <li>- Send a “Container – Notification” to Source NCB with the following information: <ul style="list-style-type: none"> <li>o RETURN_CODE_8713 informing that the item is already codified under the NIIN registered in DATA ELEMENT INFO; your country will be registered as a user.</li> <li>o DATA_ELEMENT_INFO with the NIIN already codified that matches the “Assign NIIN and Register User” action.</li> </ul> <p>*Within the same notification container, include the following notification indicating a change to an essential data element:*</p> <li>o DATA_ELEMENT_INFO indicating the essential data element(s) modified from the “Assign NIIN and Register User” action.</li> </li></ul> <ul style="list-style-type: none"> <li>- Add SOURCE_CODE_8709 as a user</li> <li>- Add Reference(s) to the existing NIIN, if needed</li> <li>- Send a “Container - NSN” to Source NCB.</li> </ul>	<p>N-4000-01</p> <p>N-4000-03</p>
<p>3</p>	<p>Potential match/ Match through association:</p> <p>NIIN owner decides that the item is already codified with a national NIIN, where: -Source NCB is not a user.</p> <p>And</p> <p>-NIIN Status Code is 3, 4, 5, 7, 8 or 9 (cancelled).</p>	<ul style="list-style-type: none"> <li>- Send a “Container – Error” to Source NCB with the following information: <ul style="list-style-type: none"> <li>o RETURN_CODE_8713 informing that the item is already codified under the cancelled NIIN registered in DATA ELEMENT INFO.</li> <li>o DATA_ELEMENT_INFO indicating the NIIN already codified that matches the “Assign NIIN and Register User” action.</li> </ul> <p><u>Note:</u></p> <p>After receiving the “Container – Error”, the Source NCB should decide whether or not to send a “Reinstate NIIN” action or to send an “Add User” and/or “Add Reference” action to the active replacement NIIN.</p> </li> </ul>	<p>R-4000-17</p>

4	<p>Potential match/ Match through association:</p> <p>NIIN owner decides that the item is already codified with a national NIIN, where:</p> <p>-Source NCB is a user.</p>	<ul style="list-style-type: none"> <li>- Send a "Container – Error" to Source NCB with the following information: <ul style="list-style-type: none"> <li>o RETURN_CODE_8713 informing that the NIIN is already codified under the NSN registered in DATA ELEMENT INFO; your country is already registered as a user.</li> <li>o DATA_ELEMENT_INFO indicating the NIIN already codified that matches the "Assign NIIN and Register User" action.</li> </ul> </li> <li>-</li> </ul>	R-4000-18
5	<p>Potential match/ Match through association:</p> <p>NIIN owner NCB decides that the item is already codified with a foreign NIIN.</p>	<ul style="list-style-type: none"> <li>- Send a "Container – Error" to Source NCB with the following information: <ul style="list-style-type: none"> <li>o RETURN_CODE_8713 informing that this country is not the country of origin of the item.</li> <li>o DATA_ELEMENT_INFO indicating the NIIN already codified that matches the "Assign NIIN and Register User" action.</li> </ul> </li> </ul>	R-4140-10
6	<p>-No match/Potential match/Match through association</p> <p>-NIIN owner decides to codify the item</p> <p>And</p> <p>-NIIN created in national TIR has the same essential data element(s) as the "Assign NIIN and Register User" action.</p>	<ul style="list-style-type: none"> <li>- Create a new NIIN.</li> <li>- Add SOURCE_CODE_8709 as a user</li> <li>- Send a "Container - NSN" to Source NCB.</li> </ul>	Null
7	<p>-No match/Potential match/Match through association.</p>	<ul style="list-style-type: none"> <li>- Send a "Container – Notification" to Source NCB indicating that essential data element(s) has been modified.</li> </ul>	N-4000-03

	<p>-NIIN owner decides to codify the item</p> <p>And</p> <p>-NIIN owner changes essential data element(s) from the "Assign NIIN and Register User" action.</p>	<ul style="list-style-type: none"> <li>○ RETURN_CODE_8713 informing that the item is codified with modification(s) to proposed essential data element(s) on the NIIN as registered in DATA ELEMENT INFO.</li> <li>○ DATA_ELEMENT_INFO indicating the essential data element(s) modified from the "Assign NIIN and Register User" action.</li> </ul> <ul style="list-style-type: none"> <li>- Create a new NIIN.</li> <li>- Add SOURCE_CODE_8709 as a user</li> <li>- Send a "Container - NSN" to Source NCB.</li> </ul>	
8	<ul style="list-style-type: none"> <li>- No match/Potential match/Match through association.</li> </ul> <p>And</p> <p>NIIN owner disagrees with the "Assign NIIN and Register User" action</p>	<ul style="list-style-type: none"> <li>- Send a "Container – Error" to Source NCB with the following information: <ul style="list-style-type: none"> <li>○ RETURN_CODE_8713 informing that NIIN owner disagrees with the requested action.</li> </ul> </li> </ul>	<p>Select one applicable Rejection Code from Annex C - Return Codes</p>



## Sub-Section 433 - Screening and Processing of an Assign NIIN and Register User request

### 433.1 Screening

433.1.1 Within the scope of the international exchange of NATO codification data, reference screening against NATO Total Item Records –NTIR- (Central Validation) and national Total Item Records -TIR- is required for the Assign NIIN and Register User requests.

#### 433.1.2 Screening against NTIR (Central Validation)

NACOMS performs an automatic screening against NTIR by NCAGE and Reference Number. ([see paragraph 432.10](#))

When, the reference or one of the references (RNCC other than 6 **without an RNJC**) submitted in the Assign NIIN and Register User request matches a reference in an existing NSN registered in the NTIR, the request will be rejected, according to the Central Validations (CV) controls.

- NACOMS will send an Error Container to the source with matched NIINs to be transmitted in DATA ELEMENT INFO.

When, the reference or one of the references (RNCC other than 6 **with an RNJC**) submitted in the Assign NIIN and Register User request doesn't match an existing reference in the NTIR the request is rejected, according to the Central Validations (CV) controls.

- NACOMS will send an Error Container to the source.

#### 433.1.3 Screening against the Destination TIR

The destination should perform a screening by reference and characteristics. This screening should be done with the reference that has been included in the "Assign NIIN and Register User" action and, in the event that a change of the reference has been done by the NIIN owner, the screening should be done also with the revised reference.

The result of this screening can be one of the following ones:

- Potential Match;
- Match through association;
- No match.

### 433.2 Structure and Formatting

433.2.1 For screening actions, structure and formatting of all submitted reference numbers must be in conformity with the rules "NATO Formatting of Reference Numbers" defined in [ANNEX B4](#).

### 433.3 Processing

433.3.1 This inbound request shall be applied to:

- request the codification of an item identified
  - by a reference number or group of reference numbers and related manufacturer's code(s);
  - where possible, by physical or performance characteristics data (Characteristics Data);
- register the submitter as a user of the corresponding item identification.

### 433.4 Potential Match / Match through association

433.4.1 A Potential match exists when the combination of INC / Reference Number submitted in the Assign NIIN and Register User request is recorded on one or more existing NSNs.

433.4.2 Match through association exists when at least one part number submitted in the Assign NIIN and Register User request matches a part number on the TIR of an existing NSN, but the NCAGE codes are different. To justify further investigation, the recorded NCAGE codes must be associated or related to each other.

Example of association:

- Assign NIIN and Register User: NCAGE ABCDE / Part Number 123 = ACME Enterprises International Div.
- NSN: NCAGE FGHIJ / Part Number 123 = ACME Enterprises INC.

The potential match and match through association needs manual review in order to decide whether the item is already codified.

Depending on the result of this step, the Destination NCB should proceed according to the Assign NIIN and Register User Processing Rules. ([See paragraph 432.12](#))

### 433.5 No match

The TIR of the destination NCB contains none of the references submitted under the Assign NIIN and Register User request. ([See paragraph 432.12](#))

## Sub-Section 434 - Timeframes for for Assign NIIN and Register User Responses

### 434.1 Assign NIIN and Register User Timeframes

434.1.1 Pre-requisites to meeting the Assign NIIN and Register User requests timeframes are:

- The Codification Contract Clause or an equivalent contractual instrument has been incorporated within the procurement contract, or technical documentation covering item identification is supplied with the codification request.
- For Emergency Requests
  - the supporting information (documentation) must be attached to the request.

434.1.2 There are two separate timeframes for actioning new codification requests; timeframes are indicated by the Priority Indicator Code -PIC- (DRN 2867) (see Chapter [IV Annex G4, Table 07](#)).

434.1.3 The current timeframes are:

Timeframes in Calendar Days	PIC	Type of Request
60	4	Routine
7	E	Emergency

434.1.4 The time needed for carrying out a codification request depends mostly on the proper information submitted with the request. The given timeframes will be observed to the greatest possible extent within a nation's capability. When difficulties occur during the preparation of an item identification, and it appears that the appropriate timeframes will not be met, the destination NCB should assign an NSN within the required timeframe provided that the minimum supporting data for codification is available. Such codification records should be updated to a descriptive item identification whenever possible.

434.1.5 The mandatory data for all Assign NIIN and Register User requests is:

- NATO Commercial and Government Entity Code (DRN 4140) corresponding to an active entity;
- Reference Number(s) (DRN 8733);
- Proposed NATO Supply Class (DRN 3990);
- Item Name Code (DRN 4080) or Non-Approved Item Name (DRN 5020) where the INC is unknown;
- Reference Number Format Code (DRN 2920);
- Reference Number Justification Code (DRN 2750) (if applicable);
- Reference Number Category Code (DRN 2910);
- Reference Number Variation Code (DRN 4780);
- Reference Number Status Code (DRN 2923);

- Codification Contract Clause (DRN 8702);
- Priority Indicator Code (DRN 2867);
- Supporting technical information (documentation) attached to the request (mandatory for emergency Assign NIIN and Register User requests).

## Sub-Section 435 - Rejection of Requests for New Codification

### 435.1 General

- 435.1.1 The Assign NIIN and Register User request submitted by a source or NSPA wishing to obtain codification services may be rejected for different reasons.
- 435.1.2 These rejects may be subdivided into two important categories:
- a. Rejects provided to the Source or NSPA by outbound responses that are results of machine Schema, Central and/or Destination validations.
  - b. Rejects forwarded to the Source or NSPA that are results of the Processing Rules ([see paragraph 432.12](#)) and/or based on the manually review of the request by the Destination.
- 435.1.3 In order to avoid any delay in the processing of Assign NIIN and Register User requests, the destination shall correct the errors which can easily be adjusted (contradictions within the format; logical errors; incompatibilities). The source country or NSPA will be informed in order to avoid similar errors in the future, using an "N-Codes" within an Container Notification. ([see Annex C Return Codes](#))
- 435.1.4 The destination closes the action Assign NIIN & Register User in its TIR when a Container Error with a return reject code ("R-Codes) is sent as a response back to Source NCB. ([see Annex C Return Codes](#))

### 435.2 Reasons for Rejects

#### 435.2.1 ADP rejects

- 435.2.1.1 The submitted Assign NIIN and Register User requests are checked by the existing controls in Schema Validations; Central Validations and Destination Validations (see Sub-Section 432, [paragraphs 432.9](#), [432.10](#) and [432.11](#)). Consequently Assign NIIN and Register User requests are rejected when they contain errors or cannot be processed.
- 435.2.1.2 The source country or NSPA is informed by an Error Container using the appropriate Return Codes giving the reason for the reject. (see [Annex C Return Codes](#))

#### 435.2.2 Rejects by destination

- In some cases Assign NIIN and Register User requests may be rejected when the submitted data are not suitable for processing or item identification and cannot be corrected by the destination country. However, before rejecting an Assign NIIN and Register User request, [see paragraph 432.4](#).
- 435.2.2.1 If the data contained on Assign NIIN and Register User are not adequate, an R-code within an Error Container ([see Annex C Return Codes](#)) shall be forwarded to the Source NCB or NSPA stating the reason for the reject.

### **435.3 Actions to be taken on Receipt of Rejects**

#### **435.3.1 Schema, Central and Destination Validations rejects**

Any reject based on SV, CV or DV Validations will close automatically the Source suspense files. After a SV, CV or DV rejection the source should submit a new request under a new action ID.xml, taking in account the reasons for the rejection in order to take the necessary actions to avoid further rejections:

#### **435.3.2 Rejects by destination**

When one or more Assign NIIN and Register User requests are rejected by means of an Error Container by the Destination during the Processing Rules (see Sub-Section 432, [paragraph 432.12](#)), the request(s) in the Source suspense file, will be close

In This case the source shall study the reason for rejection and take the necessary actions which may be:

- a. correct or complete the request and resubmit it to the destination country under a new Action ID.xml;
- b. submit a request to another country of origin;
- c. establish a different request and submit to the destination country;
- d. arrange for the problem to be solved by the national user without further action to the destination country.

### **435.4 Application of Error and Notification Return Codes by the Destination**

#### **435.4.1 Error Return Code (Error Container)**

R-codes within an Error Container are a manually generated outbound responses used to forward information by ADP means concerning rejection of an Assign NIIN and Register User request. ([see Annex C Return Codes](#))

R-codes within an Error Container are never forwarded to the Destination in conjunction with an NSN Container.

#### **435.4.2 Notification Return Codes (Notification Container)**

"N-codes within an Notification Container are manually generated outbound responses used to forward information from the Destination to the Source by ADP means concerning a revision of an Assign NIIN and Register User request. (see [Annex C Return Codes](#))

If an N-code within a Notification Container is forwarded in conjunction with an NSN Container by the Destination to the source as a response to an inbound request (Assign NIIN and Register User) the request will be closed automatically.

If an N-code within a Notification Container is forward by the destination to the source without an NSN Container in conjunction with an NSN Container the suspense record will remain open.

## Sub-Section 436 - Alternative Approaches to Codification Requests

### 436.1 Direct Codification

436.1.1 Codification in support of an “Export contract” or any larger amounts of items can be achieved by replacing the standard Assign NIIN and register user procedure with a more direct process using Direct Codification. Direct codification must always be agreed bilaterally between NCBs.

#### 436.1.2 Direct Codification agreed in contract negotiations

Direct codification can be agreed in connection of contract negotiations and included in Codification Contract Clause in a contract or an equivalent contractual instrument of “Export Contract”. Before signing, the contract prospective contractors must confirm through the NCBs of the Procuring and Producing Countries the feasibility of the direct process.

The initial provisioning list (IPL) or final spare part list must be validated by the Procuring Country customer to facilitate planning between the main contractor and the NCB of the Producing Country.

When the NCB of the Procuring Country is informed of a direct codification contract between the Armed Forces of its own nation and a foreign contractor, information pertaining to the contract must be provided within NATO Form AC/135-No 1 to the NCB of the Producing Country. (see [Sub-Section 431](#))

The NATO Form AC/135-No 1 must be used to define the extent of the coordination and the scope of the task to be carried out by the parties on a bilateral basis, including the timeframes for the periodic reporting on the progress of codification.

Once the IPL or final spare part list has been validated and an agreement between the main contractor and the NCB of the Producing Country has been reached, the codification tasks can begin through direct contact between the Main Contractor and the NCB of the Producing.

All changes concerning the agreed direct codification should be agreed bilaterally.

#### 436.1.3 Direct Codification agreed after signing contract

Direct codification can also be agreed bilaterally between NCBs of the Producing and Procuring Countries at any stage of the procurement, if both countries consider it beneficial for the codification process.

The NATO Form AC/135-No 1 must be used between the NCBs of the Procuring and Producing Countries for defining the extent of the coordination and the scope of the task to be carried out by the parties on a bilateral basis, including the timeframes for the periodic reporting on the progress of codification. (see [Sub-Section 431](#))

Once the IPL or final spare part list has been validated, the NCBs could start the codification tasks.

All changes concerning the agreed direct codification should be agreed bilaterally.

436.1.4 Details on the various stages along with the participants in the procedure are explained in the flowchart “Direct Codification” in [ANNEX A3](#) to Chapter IV.

- 436.1.5 A biannual report for direct codification shall be accomplished by the NCB of the Producing Country using the “Electronic Statistics Report No 4 (ESR4) on Direct Codification” which is available in the NATO Automated Business System (NABS) folder “NABS >Shared Documents >Forms and Publications >Forms AC135”. (see [Sub-Section 464](#))



## Sub-Section 437 - Other Operations

### 437.1 Reproduced Items

#### 437.1.1 Conditions for application of original NATO Stock Numbers

The application of NATO Stock Numbers of the originating NATO country or Tier 2 sponsored country or International Organizations (IOs)<sup>(\*)</sup> to reproduced items is governed by the following conditions:

- a. the item of supply concept of the originating NATO country or Tier 2 sponsored country must be adopted by the reproducing country(ies);
- b. the reproduction must be effected in full conformity with the original drawing and/or standards/specifications, although certain minor deviations shall be accepted, such as the use of equivalent raw materials and/or manufacturing processes and/or non-identity of non-essential dimensions or tolerances provided that these deviations do not affect the item of supply concept and that they have been approved by the originating NATO country or Tier 2 sponsored country;
- c. the reproduction must be achieved under the terms of a licensing agreement entered into between the original manufacturer and the reproducing manufacturer, or within the context of an existing agreement between the competent authorities of the governments of the originating NATO country or Tier 2 sponsored country and of the reproducing NATO country or Tier 2 sponsored country;
- d. any agreement to use the original NATO Stock Number must be sanctioned by the originating NATO country or Tier 2 sponsored country.

437.1.2 An attempt will be made at all times to conform with the above conditions a, b and c before requesting agreement to use the original NATO Stock Numbers from the originating NATO country or Tier 2 sponsored country.

When only conditions a and b exist and the nature of the items precludes condition c (e.g. items reproduced to the national standards of another NATO country, the reproducing NATO country or Tier 2 sponsored country may still apply to the originating country for authorisation to use the original NATO Stock Numbers, this request is to be accompanied by adequate justification.

437.1.3 When the originating NATO country or Tier 2 sponsored country has granted its authorisation, the reproduced items will receive the original NATO Stock Numbers. The reproducing NATO country will submit an Add User request as well as an Add Reference request in order to initiate user registration and to add the reference with RNCC 8 in the files of the originating NATO country or Tier 2 sponsored country.

---

<sup>(\*)</sup> Hereafter, the term "Non-NATO" countries shall also be understood to include "International Organizations"

**NOTE:**

In case an NCB, having received an Assign NIIN and Register User request, discovers that the submitted reference represents an item of another NATO country or Tier 2 sponsored country reproduced in its own country under the conditions of [sub-paragraph 437.1.1](#) and for which it is not itself a user of the item, it shall advise the submitting NATO country or Tier 2 sponsored country/NSPA to apply directly to the originating NATO country or Tier 2 sponsored country for authorisation to use the original NSN(s).

The NCB of the reproducing NATO country or Tier 2 sponsored country will assist the user country by furnishing all necessary information.

After having received this permission the user country or NSPA will submit an Add User request as well as an Add Reference request to the originating NATO country or Tier 2 sponsored country.

437.1.4 If the originating NATO country or Tier 2 sponsored does not grant authorisation and/or if the items for which the reproducing NATO country or Tier 2 sponsored country does not consider that the preliminary conditions (see [sub-paragraphs 437.1.1 a. and b.](#)) have been met, the reproduced items will normally be assigned national NATO Stock Numbers allocated by the reproducing NATO country or Tier 2 sponsored country.

437.1.5 The above procedure does not apply to NATO Common Projects which are subject to special rules. (see [paragraph 437.3](#))

**437.1.6 Application of NATO Form AC/135-No 6**

437.1.7 Countries having reproduced an item and wishing to use the NATO Stock Number allocated by the originating NATO country or Tier 2 sponsored shall submit a request for authorisation to this country by means of the NATO Form AC/135-No 6.

437.1.8 The request is to be completed in triplicate, two copies of which are to be forwarded to the originating NATO country or Tier 2 sponsored. If necessary a list of the reproduced items shall be annexed to the request.

The originating NATO country or Tier 2 sponsored country will return one copy to the reproducing country duly completed with the decision in part B of the form.

**437.1.9 NATO Form AC/135-No 6 "REQUEST FOR APPROVAL TO UTILIZE ORIGINAL NATO STOCK NUMBERS FOR REPRODUCED ITEMS"**

## 437.1.9.1 Instructions for the completion of NATO Form AC/135-No 6

**PART A**

<b>Block</b>	<b>Instructions</b>
1	Insert your "3-letter" Country Code of the submitting NCB according to ISO 3166-1 and as listed in <a href="#">CodSP-3</a> . (see Note*)
2	Date and reference. The reference of the first request should be retained throughout the whole process until a final decision has been taken.
3	Insert the "3-letter" Country Code of the destination NCB according to ISO 3166-1 and as listed in <a href="#">CodSP-3</a> . (see Note*)
4	A) Name, type or model of equipment; state in sufficient detail. If necessary, give supplementary details on the List For Codification Of Reproduced Items ( <a href="#">Appendix to the form</a> ). B) Checkmark the applicable statement.
5	Checkmark the applicable statement. The Appendix to the form should always show the same reference as the request.
6	Checkmark the appropriate reply and give full address of the co-ordinating agency if applicable.
7	Checkmark the applicable statement and provide most detailed information.
8	Checkmark the appropriate reply.
9	Checkmark the appropriate reply.
10	State full address of controlling agency.
11	State full designation of specifications and/or standards. Any deviations noted should be indicated on a list to be attached to the form (see sub-paragraph 438.1.10: <a href="#">Appendix to NATO Form AC/135-No 6</a> ).
12	Name, signature and telephone number of responsible officer of requesting NCB within reproducing country.
13	Number and date of the contract concluded between original and reproducing manufacturer.

\* Note: NSPA having no NATO code, will be referred to as "NSPA"

Block	Instructions
14	Statement and signature by responsible officer of government service within reproducing country concerning "Mutual Acceptance of Government Quality Assurance", in accordance with STANAG 4107, Annex D.

**PART B**

Block	Instructions
1	Insert your "3-letter" Country Code according to ISO 3166-1 and as listed in <a href="#">CodSP-3</a> . (see Note*)
2	Date and reference. The reference of the first request should be retained throughout the whole process until a final decision has been taken.
3	Insert the "3-letter" Country Code of the reproducing country according to ISO 3166-1 and as listed in <a href="#">CodSP-3</a> . (see Note*)
4	Decision by the responsible NCB. Checkmark the appropriate decision. In case of adverse decision, justification should be provided on separate sheet or on the reverse side.
5	Signature.

---

\* Note: NSPA having no NATO code, will be referred to as "NSPA"

**NATO CODIFICATION SYSTEM - SYSTÈME OTAN DE CODIFICATION**  
**REQUEST FOR APPROVAL TO UTILIZE ORIGINAL NATO STOCK NUMBERS FOR REPRODUCED ITEMS /**  
**DEMANDE D'APROBATION DE L'UTILISATION DES NUMEROS DE NOMENCLATURE ORIGINAUX DES ARTICLES REPRODUITS**

PART A		PARTIE A	
<b>1</b> FROM / DE	<b>2</b> REFERENCE / RÉFÉRENCE , DATE	<b>3</b> TO / POUR	
<b>4A</b> NAME OF EQUIPMENT / NOM DU MATÉRIEL	<b>4B</b> THE REPRODUCTION OF THE EQUIPMENT / REPRODUCTION DU MATÉRIEL  <input type="checkbox"/> IS CONTEMPLATED / PRÉVUE <input type="checkbox"/> WAS PERFORMED / EFFECTUÉE		
<b>5</b> AN ITEM LISTING / UNE ÉNUMÉRATION DES ARTICLES	<input type="checkbox"/> IS ATTACHED / EST JOINTE	<input type="checkbox"/> WILL BE FORWARDED / SERA ADDRESSÉE	<input type="checkbox"/> IS NOT REQUIRED / EST INUTILE
<b>6</b> THE EQUIPMENT IS A JOINT NATO PROJECT / LE MATÉRIEL EST UN PROJET OTAN COMMUN  <input type="checkbox"/> YES / OUI <input type="checkbox"/> NO / NON IF YES, THE COORDINATING AGENCY IS : DANS L’AFFIRMATIVE, L’AGENCE COORDONNATRICE EST :			
<b>7</b> THE REPRODUCTION IS BASED ON / LA REPRODUCTION SE FONDE SUR <input type="checkbox"/> A GOVERNMENTAL AGREEMENT / UN ACCORD OFFICIEL <input type="checkbox"/> A LICENSEE-LICENSOR AGREEMENT BETWEEN / UN ACCORD DE LICENSE ENTRE			
<b>8</b> DRAWINGS OF THE ORIGINAL MANUFACTURER WILL BE USED / LES DESSINS ET PLANS DU FABRICANT ORIGINAL SERONT UTILISÉS <input type="checkbox"/> YES / OUI <input type="checkbox"/> NO / NON			
<b>9</b> THE ORIGINAL MANUFACTURER CONTROLS THE REPRODUCTION / LE FABRICANT ORIGINAL CONTRÔLE LA REPRODUCTION <input type="checkbox"/> YES / OUI <input type="checkbox"/> NO / NON			
<b>10</b> AGENCY WHICH CONTROLS THE REPRODUCTION / AGENCE QUI CONTRÔLE LA REPRODUCTION			
<b>11</b> THE REPRODUCTION IS BASED ON THE FOLLOWING SPECIFICATIONS OR STANDARDS (DEVIATIONS ARE INDICATED IN AN ATTACHED LISTING*) / LA REPRODUCTION EST FONDÉE SUR LES SPÉCIFICATIONS OU NORMES CI-APRÈS (LES DÉROGATIONS SONT INDIQUÉES DANS UNE LISTE JOINTE*) * CROSS OUT IF NOT APPLICABLE / RAYER SI SANS OBJET			
<b>12</b> SIGNATURE OF RESPONSIBLE OFFICER OF REQUESTING NCB (WITHIN REPRODUCING COUNTRY) / SIGNATURE DE L’OFFICIER RESPONSABLE DE L’ORGANISME DEMANDEUR (DU PAYS REPRODUCTEUR)			
<b>13</b> NUMBER AND DATE OF THE CONTRACT BETWEEN ORIGINAL AND REPRODUCING MANUFACTURER / NUMÉRO ET DATE DU CONTRAT ENTRE LE FABRICANT ORIGINAL ET LE FABRICANT REPRODUCTEUR			
<b>14</b> STATEMENT BY RESPONSIBLE GOVERNMENTAL SERVICE IN ACCORDANCE WITH STANAG 4107 (OF REPRODUCING COUNTRY) / DÉCLARATION DU SERVICE GOUVERNEMENTAL RESPONSABLE, CONFORMÉMENT AU STANAG 4107 (DU PAYS REPRODUCTEUR)			
THE ORIGINATING COUNTRY IS REQUESTED TO INDICATE EACH CASE WHERE THE NATO STOCK NUMBER FOR THE ORIGINAL ITEM OF PRODUCTION EMBRACES MORE THAN ONE UNDER CONSIDERATION FOR REPRODUCTION. / IL EST DEMANDÉ AU PAYS D’ORIGINE D’INDIQUER CHAQUE CAS OU LE NUMÉRO DE NOMENCLATURE OTAN DE L’ARTICLE DE PRODUCTION ORIGINAL COMPORTE D’AUTRES ARTICLES QUE CELUI DONT LA REPRODUCTION EST EXAMINÉE.			

PART B		PARTIE B	
<b>1</b> FROM / DE	<b>2</b> REFERENCE / RÉFÉRENCE , DATE	<b>3</b> TO / POUR	
<b>4</b> DECISION BY NCB / DÉCISION DU BNC <input type="checkbox"/> AGREED / ACCORD <input type="checkbox"/> NOT AGREED / DESACCORD *  * SEE JUSTIFICATION ON ATTACHED STATEMENT / VOIR JUSTIFICATION SUR LA DÉCLARATION JOINTE			
			<b>5</b> SIGNATURE

437.1.10 Appendix to NATO Form AC/135-No 6 / Appendice au formulaire OTAN AC/135-N° 6

Equipment / Matériel	
-------------------------	--

Requesting Country / Pays demandeur	
Mod. No. / Liste N°	
Date	

LIST FOR CODIFICATION OF REPRODUCED ITEMS / LISTE D'ARTICLES REPRODUITS A CODIFIER

1	2	3			4	5	6	7	8	9	10	11	12
LINE ITEM	SERIAL NUMBER	NATO STOCK NUMBER NUMERO DE NOMENCLATURE OTAN			APPROVED ITEM NAME (In the codifying country)			ORIGINAL MANUFACTURER'S CODE	ORIGINAL MANUFACTURER'S REFERENCE NUMBER	REPRODUCING MANUFACTURER'S CODE	REPRODUCING MANUFACTURER'S REFERENCE NUMBER	ITEM NAME	REMARKS
No D'ORDRE	No DE SERIE	CLASS CLASSE	NATO Code for NCB	Item Identif ication Number	DENOMINATION APPROVEE  (dans le pays codificateur)		Type of Item Identification  Type d' identification	CODE DU FABRICANT D'ORIGINE	NUMERO DE REFERENCE DU FABRICANT D'ORIGINE	CODE DU FABRICANT REPRODUCTEUR	NUMERO DE REFERENCE DU FABRICANT REPRODUCTEUR	DENOMINATION (dans le pays reproducteur)	OBSERVATIONS
			Code OTAN du BNC	Numéro d'ident ificati on	INC CD	NAME DENOM							
*)4	*)7	*)4	*)2	*)3	*)4	*)5	*)19	*)1	*)5	*)16	*)5	*)16	*)19
<p>*) The size of the columns may be adapted as required and indicated by the numbers of digits / La largeur des colonnes peut être adaptée aux besoins d'un rédacteur et indiquée par le nombre des digits.</p>													

## **437.2 Codification of items of supply for National Projects**

### **437.2.1 National Codification Project Code (DRN 8734)**

A National Codification Project Code is a data element that consists of a seven alphanumeric characters code which the first three characters are the ISO 3166-1 Country Code.

### **437.2.2 National Codification Project Name (DRN 8735)**

A National Codification Project Name is a data element that consists of thirty alphanumeric characters field.

### **437.2.3 Application of DRN 8734 and DRN 8735**

National Codification Project Code (DRN 8734) and National Codification Project Name (DRN 8735) enables the source to label a group of items with a national code and/or name that destination will receive and be able to use at their own discretion. (See Sub-section 432, [paragraph 432.2.3](#))

These same DRNs are also available for Form No. 1 in order to enable grouping the requested items with the agreement reached via the Form No. 1 process. (See Sub-Section 431, [paragraph 431.2](#))

Each nation is responsible for their own grouping methods for actions that they wish to bundle together.

## **437.3 Codification of Items of Supply for Common Project**

### **437.3.1 Definitions**

#### **437.3.1.1 Common Project**

A common project consists of one or more equipments or end items procured by more than one nation for which codification of the items of supply is to be performed. Equipment (weapon system) becomes named as a “Common Project” after mutual agreement of at least two nations on co-operation on codification of Items of Supply of the equipment.

The items of supply can be original or reproduced items (Consult with your NCB).

### **437.3.2 General procedural requirements**

437.3.2.1 NCB/NSPA publishes a list of current and potential Common Projects in the NABS folder entitled „COMMON PROJECTS“. These projects either already have Items of Supply or will require Items of Supply to be codified in the future.

437.3.2.2 The file format is MS Excel with the following structure:

- Serial No. of the project;
- USER (3 digits ISO abbreviation of the nation);
- Name of the project in English, *for example: Helicopter MI 24V*;
- Reference number of the project in Latin characters (English), *for example: Mi 24V*;
- NCAGE of actual manufacturer;
- Picture of the project.

- 437.3.2.3 National lists of potential Common Projects are consolidated once per year after 31<sup>st</sup> March into a single list by the designated NCB/NSPA. The “designated NCB” is a volunteer nation among the users of the equipment that has been accepted to the role of “designated NCB” by the nations participating in the Common Project.
- 437.3.2.4 Co-operation on data exchange on existing Items of Supply or those requiring future codification among the nations participating in the Common Project conforms to bilateral or multilateral agreements. However, it is recommended to publish Items of Supply data of specific Common Projects in the NABS sub-folder entitled „COMMON PROJECTS“.
- 437.3.2.5 The file name structure is: ISO country code of NCB – Reference No. of the project. File format is MS Excel.
- 437.3.2.6 The file (i.e. the list of Items of Supply for a Common Project) is managed by the NCB identified in the file name (see 438.2.2.5) having the following structure:
- Serial No. of IoS within the project;
  - USER (3 digits ISO abbreviation of the country);
  - NSN;
  - INC (if available);
  - Name in English;
  - Name in national language;
  - Reference number in Latin characters (English);
  - NCAGE of actual manufacturer.

#### **437.4 Codification of Items of Supply for NATO Project**

##### **437.4.1 Definitions**

A NATO Project is a common project which is officially recognized.

##### **437.4.1.1 Project contractor**

A project contractor is a contractor acting on behalf of one or more activity/activities authorized to produce parts lists (indicating items of supply) or changes thereto.

##### **437.4.1.2 Home NCB**

The Home NCB is the NCB of the country in which the project contractor is located.

##### **437.4.1.3 Participating or consortium countries**

Developing, manufacturing, procuring and using countries are participating or consortium countries.

##### **437.4.1.4 The items of supply can be original or reproduced items. The equipment or end items involved in a NATO project can be that which is:**

- developed, manufactured and used by one country and also procured by other countries;
- developed and manufactured by one country and procured by several countries (managed through an established materiel agency);



- developed and manufactured by several countries and procured by several countries.

#### 437.4.2 General procedural requirements

437.4.2.1 A complete and detailed Codification Contract Clause (see STANAG 4177) or an equivalent contractual instrument will be inserted in the respective contracts with main and sub-contractors. Main and sub-contractors are obliged to insert the Codification Contract Clause or an equivalent contractual instrument in all contracts with their sub-contractors, etc.

437.4.2.2 Data for codification will be transmitted between NCBs via telecommunication in accordance with [Section 490](#).

437.4.2.3 Co-ordination of codification

Co-ordination of codification can reduce overall project costs and the number of codification requests.

The participating countries should decide on how the codification of items of supply for the project concerned is to be co-ordinated.

The following options are available:

437.4.2.3.1 Co-ordination by a Home NCB

The codification of items of supply will be co-ordinated by the Home NCBs of the countries in which the lists of the items of supply are initiated. These lists are normally submitted by the project contractors in the name of the consortium countries. This co-ordination will be undertaken for all the items of supply listed irrespective of the country of origin or national user requirement for any item of supply. The Home NCB will be responsible for requesting codification in the country of origin for each item concerned. The Home NCB or agreed representative is to take part in the logistics conference in accordance with national procedures. For detailed flowchart on co-ordination by a Home NCB, see [ANNEX A2](#).

437.4.2.3.2 Co-ordination by one country/NSPA

Participating or consortium countries will utilize one country or NSPA to co-ordinate the codification of the items of supply for a project. The co-ordinating country/NSPA will submit codification requests on behalf of all participating countries direct to the NCB concerned. A flowchart based on those in [ANNEX A1](#) and [ANNEX A2](#) may be produced.

437.4.2.3.3 No co-ordination

The codification of each and every item is requested by each and every user in accordance with the procedures contained earlier in this chapter.

437.4.2.4 The project contractor will only contact his Home NCB.

437.4.2.5 When parts lists or changes thereto are used to generate codification requests the following minimum data must be included for each item of supply:

- NATO Commercial and Government Entity Code (DRN 4140);
- Reference Number(s) (DRN 8733);
- Proposed NATO Supply Class (DRN 3390);

- Item Name Code (DRN 4080) or Non-Approved Item Name (DRN 5020) where the INC is not known;
- Reference Number Justification Code (DRN 2750) (if applicable).

For change requests, the reasons for the change and details of any items affected.

437.4.2.6 A contractor within a project may be registered as an authorized data receiver for the following data elements:

- NATO Stock Number (DRN 3960);
- Item Name (DRN 5010 or 5020);
- Item Name Code (DRN 4080);
- NATO Commercial and Government Entity Code (DRN 4140);
- Reference Number(s) (DRN 8733);
- Reference Number Category Code (DRN 2910);
- Reference Number Variation Code (DRN 4780);
- Reference Number Justification Code (DRN 2750).

## **437.5 NATO Codification Project Codes - DRN 1057**

### **437.5.1 General**

NATO Codification Project Codes as defined in Chapter IV, Annex F [DRN 1057](#) - are assigned to allow for quick recognition of relevant ADP transactions and NATO AC/135 Forms on which they are quoted.

### **437.5.2 Allocation**

A NATO country/NSPA wishing to obtain a NATO Codification Project Code for a project in which 2 or more countries/NSPA are involved should first obtain the agreement of the other countries/NSPA. They are then to submit a request using NATO Form AC/135-No 18, completed in triplicate, to the AC/135 Secretariat. Normally only one code is allocated for a project.

If a special Sub-Group of National Directors on Codification exists for the project this group will have to confirm that the allocated NATO Codification Project Code is sufficient for its need. If not then the Sub-Group is to arrange for a member country/NSPA to request one or more additional codes.

A copy of the form completed with replies will be sent to the NCBs of the NATO countries/NSPA involved by the AC/135 Secretariat.

### **437.5.3 Cancellation**

A NATO country/NSPA wishing to cancel a NATO Codification Project Code should first obtain the agreement of the other countries/NSPA who are recorded as being involved in the project. They are then to submit a request using NATO Form AC/135-No 18, completed in triplicate, to the AC/135 Secretariat.

A copy of the form completed with replies will be sent to the NCBs of the NATO countries/NSPA involved by the AC/135 Secretariat.

A cancelled NATO Codification Project Code will not be re-allocated by the AC/135 Secretariat until a period of 12 months has elapsed from the AC/135 Secretariat receiving the cancellation request.

**437.5.4 NATO Form AC/135-No 18 "REQUEST FOR REGISTRATION/CANCELLATION OF A NATO CODIFICATION PROJECT CODE"**

437.5.4.1 Instructions for the completion of NATO Form AC/135-No 18

**437.5.4.2 PART A**

Information to be provided by the requesting country.

Block	Instructions
1	Insert the "3-letter" Country Code of the requesting NCB according to ISO 3166-1 and as listed in <a href="#">CodSP-3</a> (see Note*). (to allow further enquiries when necessary).
2	Insert the date and reference of the request.
3	Insert the address of the AC/135 Secretariat.
4	Insert the name of the NATO Codification Project for which registration (or cancellation) of the Project Code is requested (e.g. NADGE)
5	Only to be filled in when a cancellation is requested.
6	For the convenience of all parties concerned, countries involved in the codification project (as users or producers/main national contractors) should be stated.
7	Additional remarks.
8	Signature of the official in the requesting NCB/NSPA.

**437.5.4.3 PART B**

To be filled in by the AC/135 Secretariat.

Block	Instructions
1	Insert the address of the AC/135 Secretariat.
2	Insert the AC/135 Secretariat reference and date.
3	Insert the "3-letter" Country Code of the destination NCB according to ISO 3166-1 and as listed in <a href="#">CodSP-3</a> . (see Note*)
4	The assigned 2 characters will be indicated in this field or on an attached list.
5	Additional information.
6	Signature of the official in the AC/135 Secretariat.

\* Note: NSPA having no NATO code, will be referred to as "NSPA"

**NATO CODIFICATION SYSTEM - SYSTEME OTAN DE CODIFICATION**  
**REQUEST FOR REGISTRATION / CANCELLATION OF A NATO CODIFICATION PROJECT CODE /**  
**DEMANDE D'OBTENTION / D'ANNULATION D'UN CODE PROJET DE CODIFICATION OTAN**

PART A		PARTIE A	
1 FROM / DE	2 REFERENCE / RÉFÉRENCE, DATE	3 TO / POUR	
4 PROJECT FOR WHICH CODE IS REQUESTED / CANCELLED / PROJET POUR LEQUEL LE CODE EST DEMANDÉ / ANNULÉ (*)			
5 TIME CANCELLATION BECOMES EFFECTIVE / DATE À LAQUELLE L'ANNULATION PREND EFFET			
6 COUNTRIES INVOLVED IN PROJECT / PAYS IMPLIQUÉS DANS LE PROJET			
7 REMARKS / REMARQUES			
(*) DELETE INAPPLICABLE STATEMENT BIFFER LA MENTION INUTILE			6 SIGNATURE

PART B		PARTIE B	
1 FROM / DE	2 REFERENCE / RÉFÉRENCE, DATE	3 TO / POUR	
4 ASSIGNED CODE / CODE TO BE CANCELLED / CODE ATTRIBUÉ / CODE À ANNULER (*)			
5 REMARKS / REMARQUES			
(*) DELETE INAPPLICABLE STATEMENT BIFFER LA MENTION INUTILE			6 SIGNATURE

## 437.6 Identification of materiel that attracts Provenance and Traceability (P&T) considerations

### 437.6.1 General

Clear identification of materiel that attracts Provenance and Traceability (P&T) considerations is required. A standard approach across the NCS is necessary. These items require additional assurance levels as they are used in critical applications ~~on-aircraft~~. Such items need clear and unambiguous identification to distinguish from non-certified items (often using the same Reference Number). More importantly the addition of unapproved supplier's References to items that require P&T, due to their being used in safety critical applications, must be prevented as mixing of such stocks could put lives at risk .

### 437.6.2 Procedure

437.6.2.1 The submitting nation shall:

- screen using national tools and NMCRL prior to any action;
- submit Assign NIIN and Register User with RNJC of '1' (assuming no duplicate is created);
- state in the Assign NIIN and Register User Request optional data: "Answer to MRC ZZZY required". Reply with "~~Airworthy~~ Certificated Item supplied with Provenance & Traceability documentation". This implies the Reference should contain an RNVC of '1', '3' or '9' according to [Sub-Section 264.5](#). Narrow concept, type 1B or 4B is required;
- Any supporting data must be attached.

437.6.2.2 The processing nation will :

- codify the item with an RNVC of '1', '3' or '9' according to [Sub-Section 264.5](#) and reply to ZZZY as "~~Airworthy~~ Certificated Item supplied with Provenance & Traceability documentation";
- codify the item using a 1B or 4B type of identification.

<b>NOTE:</b> The adoption of this procedure, as a <u>submitting</u> nation, is at national discretion.
--

## Section 440 - INBOUND: Maintenance Requests

**NOTE :**

All actions submitted through the Container “Maintain” and “Reinstate and Register User” shall be seen as “maintenance requests”.

The timeframes to be applied will be those stated in the [Annex G4 table 07](#).

### Sub-Section 441 - Add User and Delete User Requests

#### 441.1 Add User Request

441.1.1 This inbound request shall be used to add the Source as a user of an existing item identification and NATO Stock Number.

441.1.2 This registration implies the dispatch by the destination of all the registered data concerning the item identification according to the NSN (NSN Container) subject of the Add User request. The registered user automatically receives subsequent updating of all data elements of this item identification.

441.1.3 This NSN will remain active in the TIR of the NCB of the producing country as long as any user is registered.

However, see [Sub-Section 447](#) for items codified in error.

441.1.4 Any additional user registration shall be notified to all other users registered on the related NSN by an outbound response (NSN Container).

#### 441.1.5 Add User Timeframes

Timeframe responses for Add User requests are 3 calendar days. Add User requests require the use of a PIC 0.

#### 441.1.6 Action Data

<b>Container</b>	Maintain
<b>Action</b>	Add User
<b>Mandatory Data</b>	PIC, NIIN
<b>Optional Data</b>	Collaboration Id

**441.1.7 Schema Validations**

Obligation	Data Element (DRN)	Description	Return Code
MANDATORY DATA ELEMENTS			
M	PIC (2867)	1. Must be present and in accordance with allowed number of characters as stipulated in Chapter IV, Annex F, DRN 2867	X-0000-01
M	NIIN (4000)	1. Must be present and in accordance with allowed number of characters as stipulated in Chapter IV, Annex F, DRN 4000	X-0000-01
OPTIONAL DATA ELEMENTS			
O	Collaboration (8721) Id	1. If present, must be in accordance with allowed number of characters as stipulated in Chapter IV, Annex F, DRN 8721	X-0000-01



**441.1.8 Central Validations**

Obligation	Data Element (DRN)	Description	Return Code	Container
MANDATORY DATA ELEMENTS				
M	PIC (2867)	1. Must be 0	E-2867-04	Error
M	NIIN (4000)	1. Must be in NTIR	E-4000-08	Error
		2. The first and second character must be the code of the processing NCB	E-4000-01	Error
OPTIONAL DATA ELEMENTS				
O	Collaboration Id (8721)	1. Must exist on NSPA tracking table	E-8721-29	Error
ADDITIONAL DATA ELEMENTS				
N/A	Destination Code (8710)	1. Destination must match NIIN owner	E-8710-25	Error

**441.1.9 Destination Validations**

Obligation	Data Element (DRN)	Description	Return Code	Container
ADDITIONAL DATA ELEMENT VALIDATION				
M	Source Code (8709)	1. The Source NCB must not be user	E-8709-16	Error
N/A	NIIN Status Code (2670)	1. NIIN Status Code is 4, 8 or 9 (without replacement)	E-2670-10	Error
		2. NIIN Status Code is 3, 5, 7 or 9 (with replacement(s))	E-2670-10	Error (Replacement NSN(s) in DRN DATA_ELEMENT_INFO)

**441.1.10 Processing Rules**

Steps	Condition/s	Task/s	Return Code
1	NIIN Status Code is 0 or 1	<ul style="list-style-type: none"><li>- Add SOURCE_CODE_8709 as a user.</li><li>- Send a "Container - NSN" to Source NCB.</li></ul>	Null
2	NIIN Status Code is 6	<ul style="list-style-type: none"><li>- Add SOURCE_CODE_8709 as a user.</li><li>- Change NIIN_STATUS_CODE_2670 to 0 or 1.</li><li>- Send a "Container - NSN" to Source NCB.</li></ul>	Null

**441.2 Delete User Request**

441.2.1 This inbound request shall be used to request the withdrawal of the source as a user of a NSN. Only the registered country or NSPA can withdraw interest for itself except in Collaboration for Cancellation situations where concurrence was established but User registration was not initiated by the Source. The destination has the authority to remove Users in this case.

441.2.2 Any withdrawal of user registration shall be notified to all other users registered on the related NSN by outbound response (NSN Container).

**441.2.3 Delete User Timeframes**

Timeframe responses for Delete User requests are 3 calendar days. Delete User requests require the use of a PIC 0.

**441.2.4 Action Data**

<b>Container</b>	Maintain
<b>Action</b>	Delete User
<b>Mandatory Data</b>	PIC, NIIN
<b>Optional Data</b>	Collaboration Id

441.2.5 Schema Validation

Obligation	Data Element (DRN)	Description	Return Code
MANDATORY DATA ELEMENTS			
M	PIC (2867)	1. Must be present and in accordance with allowed number of characters as stipulated in Chapter IV, Annex F, DRN 2867	X-0000-01
M	NIIN (4000)	1. Must be present and in accordance with allowed number of characters as stipulated in Chapter IV, Annex F, DRN 4000	X-0000-01
OPTIONAL DATA ELEMENTS			
O	Collaboration Id (8721)	1. Must be in accordance with allowed number of characters as stipulated in Chapter IV, Annex F, DRN 8721	X-0000-01

441.2.6 Central Validations

Obligation	Data Element (DRN)	Description	Return Code	Container
MANDATORY DATA ELEMENTS				
M	PIC (2867)	1. Must be 0	E-2867-04	Error
M	NIIN (4000)	1. Must be in NTIR	E-4000-08	Error
		2. The first and second character must be the code of the Destination NCB	E-4000-01	Error
OPTIONAL DATA ELEMENTS				
O	Collaboration Id (8721)	1. Must exist on NSPA tracking table	E-8721-29	Error
ADDITIONAL DATA ELEMENTS				
N/A	Destination Code (8710)	1. Destination must match NIIN owner	E-8710-25	Error

441.2.7 Destination Validations

Obligation	Data Element (DRN)	Description	Return Code	Container
ADDITIONAL DATA ELEMENT VALIDATION				
M	Source Code (8709)	1. The Source NCB must be user	E-8709-16	Error
N/A	NIIN Status Code (2670)	1. NIIN Status Code is 4, 6, 8 without replacement)	E-2670-10	Error
		2. NIIN Status Code is 3, 5, 7(with replacement(s))	E-2670-10	Error (Replacement NSN(s) in DRN DATA_ELEMENT_INFO)

## 441.2.8 Processing Rules

Steps	Condition/s	Task/s	Return Code
1	NIIN Status Code is 0 or 1.	<ul style="list-style-type: none"><li>- Delete the SOURCE_CODE_8709 as a user.</li><li>- If Source NCB is the last user, change NIIN_STATUS_CODE_2670 to 6.</li><li>- Send a "Container - NSN" to Source NCB.</li></ul>	Null
2	NIIN Status Code is 9 (without replacement).	<ul style="list-style-type: none"><li>- Delete SOURCE_CODE_8709 as a user.</li><li>- If Source NCB is the last user, change NIIN_STATUS_CODE_2670 to 4 (cancelled without replacement) when a "Cancel-Invalid" process is involved.</li><li>- Send a "Container - NSN" to Source NCB.</li></ul>	Null
3	NIIN Status Code is 9 (with replacement).	<p><b>Within the automated processing timeframe of 3 calendar days:</b></p> <ul style="list-style-type: none"><li>- Delete SOURCE_CODE_8709 as a user.</li><li>- If Source NCB is the last user, NIIN_STATUS_CODE_2670 remains 9.</li><li>- Send a "Container - NSN" to Source NCB.</li></ul>	Null



---

		<p><b>After manual review based on OCT Simple Chat:</b> depending of which cancellation process was involved, change NIIN SC to either:</p> <ul style="list-style-type: none"><li>- 5 (cancelled-use) for "Cancel-Use"</li><li>- 7 (cancelled duplicate) for "Cancel-Duplicate".</li><li>- Send a "Container - NSN" to NSPA as an unsolicited change.</li></ul>	
--	--	---	--

## Sub-Section 442 - Add/Delete Reference and Change of References and Related Codes

### 442.1 Add reference(s) request

- 442.1.1 This inbound request(s) shall be used to request the addition of reference(s) to an existing item identification for which the Source is registered as a user.
- 442.1.2 Only Additional references coded RNCC 5 or 6 can be added by an automatic (PIC = 0) Add Reference request. (see, [paragraph 442.1.10](#))

NOTE: All references with RNCC 5 or 6 to be added, that do not match the exceptions stated on Central Validations on Reference (8754), must be submitted with PIC=0.

- 442.1.3 Exceptions to [paragraph 442.1.2](#) are listed below and identify the conditions that require the use of a PIC other than 0 when additional references are requested:
- (a) with primary RNCCs (RNCC 1, 2, 3 or 4);
  - (b) with RNCCs 5 and RNVC 2 on NSN having specification or standard coded RNCC-RNVC 2-2. This is to allow the Destination country to have the reference added to the applicable Qualified Products List (QPL) associated with the Standard Military Drawing or Military or civilian Specification;  
For RNCC 8, the prerequisites as stated in [paragraph 437.1](#) for use of the original NSN in case of reproduction items must be fulfilled;
  - (c) on NSNs already having a source controlled item (RNCC 1) with the exception of informative references (RNCC 6) which are added by an automatic (PIC=0) Add Reference request;
  - (d) on NSNs identifying narrow concept items (Types 1A, 4A, 1B, 4B) with the exception of informative references (RNCC 6) which are added by an automatic Add Reference request;
  - (e) with NCAGEs located in the codifying country. This is to allow the codifying country to check the category of the reference number(s) in order to safeguard the item of supply concept and to add them, including as a primary reference, as deemed necessary.
- 442.1.4 Addition of 3rd countries' references, or references from the Source will be processed by normal Add Reference request under the above conditions. The Source will be responsible for the documentation of those references.
- 442.1.5 Any addition of reference(s) shall be notified to all other users registered on the related NSN by outbound response (NSN Container).

#### 442.1.6 Timeframes for Add Reference requests

For requests matching the conditions listed on subparagraph 442.1.2, timeframes for response are 3 calendar days (PIC is 0). For requests matching the exceptions listed on subparagraph 442.1.3, timeframes are listed below:

- 60 calendar days, if the PIC is 4 (Routine)
- 14 calendar days, if the PIC is E (Emergency)

#### 442.1.7 Screening

Within the scope of the international exchange of NATO codification data, reference screening against NATO Total Item Records –NTIR- (Central Validation) and national Total Item Records -TIR- is required for the Add Reference requests.

##### 442.1.7.1 Screening against NTIR (Central Validation)

- NACOMS performs an automatic screening against NTIR by NCAGE and Part Number, according to the Central Validation controls; ([see paragraph 442.1.10](#))
- When, the reference (RNCC other than 6 **without an RNJC**) submitted in the Add Reference request matches a reference in an existing NSN registered in the NTIR on a NIIN SC different from 3, 5 or 7, the request will be rejected, according to the Central Validations (CV) controls;
- NACOMS will send an Error Container with matched NIIN's transmitted in DATA ELEMENT INFO to the source;
- When, the reference (RNCC other than 6 **with an RNJC**) submitted in Add Reference request doesn't match an existing reference in the NTIR the request is rejected, according to the Central Validations (CV) controls;
- NACOMS will send an Error Container with matched NIIN's transmitted in DATA ELEMENT INFO to the source.

##### 442.1.7.2 Screening against Destination TIR

When processing Add Reference requests, each destination will screen input references against its TIR.

- If, the RNJC is not submitted and Reference (8754) matches to a different NIIN with RNCC other than 6 on a NIIN SC different from 3, 5 or 7, the request will be rejected, according to the Destination Validations (DV) controls; ([see paragraph 442.1.11](#))
- An Error Container will be forwarded by the destination to the source.

The destination should perform a screening by reference. This screening should be done with the reference that has been included in the "Add Reference" action and, in the event that a change of the reference has been done by the NIIN owner, the screening should be done also with the revised reference.

The result of this screening can be one of the following ones:

- Potential Match
- Match through association
- No match

This screening should be done with the reference that has been included in the “Add Reference” action ([see paragraph 442.1.11](#) and [442.1.12](#)).

#### 442.1.8 Action Data

NOTE: RNAAC is not exchanged in this Action because

- for Primary References RNAAC must be NIIN owner
- For Secondary References RNAAC is either derived from Source or it is NIIN owner
  - it is at national discretion how to handle RNAAC on Secondary References

<b>Container</b>	Maintain
<b>Action</b>	Add Reference
<b>Mandatory Data</b>	PIC, NIIN, NCAGE Code, Reference Number, RNCC, RNVC, RNSC, RNFC
<b>Conditionally Mandatory Data</b>	Attachment Name, DAC
<b>Optional Data</b>	RNJC, Image Name, Collaboration Id, Comment

## 442.1.9 Schema Validations

Obligation	Data Element (DRN)	Description	Return Code
MANDATORY DATA ELEMENTS			
M	PIC (2867)	1. Must be present and in accordance with allowed number of characters as stipulated in Chapter IV, Annex F, DRN 2867	X-0000-01
M	RNCC (2910)	1. Must be present and in accordance with allowed number of characters as stipulated in Chapter IV, Annex F, DRN 2910	X-0000-01
M	RNFC (2920)	1. Must be present and in accordance with allowed number of characters as stipulated in Chapter IV, Annex F, DRN 2920	X-0000-01
M	RNSC (2923)	1. Must be present and in accordance with allowed number of characters as stipulated in Chapter IV, Annex F, DRN 2923	X-0000-01
M	Reference Number (8733)	1. Must be present and in accordance with allowed number of characters as stipulated in Chapter IV, Annex F, DRN 8733	X-0000-01
M	NIIN (4000)	1. Must be present and in accordance with allowed number of characters as stipulated in Chapter IV, Annex F, DRN 4000	X-0000-01
M	NCAGE Code (4140)	1. Must be present and in accordance with allowed number of characters as stipulated in Chapter IV, Annex F, DRN 4140	X-0000-01
M	RNVC (4780)	1. Must be present and in accordance with allowed number of characters as stipulated in Chapter IV, Annex F, DRN 4780	X-0000-01
CONDITIONALLY MANDATORY DATA ELEMENTS			
C	Attachment Name (8707)	1. If present, must be in accordance with allowed number of characters as stipulated in Chapter IV, Annex F, DRN 8707	X-0000-01
C	DAC (2640)	1. If present, must be in accordance with allowed number of characters as	X-0000-01

		stipulated in Chapter IV, Annex F, DRN 2640	
OPTIONAL DATA ELEMENTS			
O	Collaboration (8721) Id	1. If present, must be in accordance with allowed number of characters as stipulated in Chapter IV, Annex F, DRN 8721	X-0000-01
O	RNJC (2750)	1. If present, must be in accordance with allowed number of characters as stipulated in Chapter IV, Annex F, DRN 2750	X-0000-01
O	Image Name (8708)	1. If present, must be in accordance with allowed number of characters as stipulated in Chapter IV, Annex F, DRN 8708	X-0000-01
O	Comment (8703)	1. If present, must be in accordance with allowed number of characters as stipulated in Chapter IV, Annex F, DRN 8703	X-0000-01

442.1.10 Central Validations

Obligation	Data Element (DRN)	Description	Return Code	Container
MANDATORY DATA ELEMENTS				
M	Reference (8754)	1. Submitted Reference with RNCC other than 6 and without an RNJC matches a reference registered in NTIR on a NIIN SC different from 3, 5 or 7	E-8754-31	Error (matched NIINs to be transmitted in DATA ELEMENT INFO)
		2. Submitted Reference with RNCC other than 6 and with an RNJC doesn't match existing Reference in the NTIR.	E-8754-14	Error
		3. PIC is 0 and RNCC is 5 and the NIIN Type II is not 1, 4 or 2	E-8754-03	Error
		4. PIC is 0 and RNCC is 5 and the NIIN has an existing Reference with RNCC 1	E-8754-03	Error
		5. PIC is 0 and RNCC is 5 and RNVC is 2 and NIIN has an existing Reference with RNCC 2, RNVC 2	E-8754-03	Error
		6. PIC is 0 and NCAGE is from Destination	E-8754-03	Error
		7. PIC is 0 and RNCC 6, RNVC must be 9, RNFC must be 4, RNSC must be B and DAC must be 9	E-8754-02	Error

		8. PIC is 0 and RNCC 5, RNVC must be 1, 2 or 9	E-8754-02	Error
M	PIC (2867)	1. Must be present on Chapter IV, Annex G, Table 07	E-2867-13	Error
M	RNCC (2910)	1. Must be present on Chapter IV, Annex G, Table 08	E-2910-13	Error
		2. PIC is 0 and RNCC is not 5 or 6	E-2910-03	Error
M	RNFC (2920)	1. Must be 1, 4 or 5	E-2920-13	Error
M	RNSC (2923)	1. Must be present on Chapter IV, Annex G, Table 14	E-2923-13	Error
M	NIIN (4000)	1. Must be in NTIR	E-4000-08	Error
		2. The first and second character must be the code of the Destination NCB	E-4000-01	Error
M	NCAGE Code (4140)	1. Must be in prescribed form per CodSP-3	E-4140-13	Error
		2. If NCAGE is cancelled (NCAGE SD Code F, H, N, P or R), RNVC must be 9 and RNSC must be B	E-4140-24	Error
		3. Must exist in NTIR	E-4140-35	Error
M	RNVC (4780)	1. Must be present on Chapter IV, Annex G, Table 12	E-4780-13	Error
		2. Extra Long Reference Number Indicator Code present with RNVC other than 1	E-4780-26	Error



CONDITIONALLY MANDATORY DATA ELEMENTS				
C	DAC (2640)	1. If PIC is 0, must be present	E-2640-13	Error
		2. If present, must be present on Chapter IV, Annex G, Table 05	E-2640-13	Error
C	Attachment Name (8707)	1. if PIC is not 0, must be present	E-8707-18	Error
OPTIONAL DATA ELEMENTS				
O	RNJC (2750)	1. If present, must be "1"	E-2750-13	Error
O	Collaboration Id (8721)	1. Must exist on NSPA tracking table	E-8721-29	Error
		1.		
		2.		
ADDITIONAL DATA ELEMENTS				
N/A	Destination Code (8710)	1. Destination must match NIIN owner	E-8710-25	Error

442.1.11 Destination Validations

Obligation	Data Element (DRN)	Description	Return Code	Container
MANDATORY DATA ELEMENTS				
M	Reference (8754)	1. RNJC not submitted and Reference (8754) matches to a different NIIN with RNCC other than 6 on a NIIN SC different from 3, 5 or 7	E-8754-31	Error
M	RNVC (4780)	1. If PIC is 0, RNVC must be 1, 2, 3 or 9	E-4780-03	Error
		2. PIC is 0 and RNCC is 5 and the RNVC is not 9 and NCAGE SD Code is C, E, F, H, U or W	E-4780-07	Error
OPTIONAL DATA ELEMENTS				
O	RNJC (2750)	1. PIC is 0 and RNJC submitted	E-2750-03	Error
ADDITIONAL DATA ELEMENT VALIDATION				
N/A	Source Code (8709)	1. Source must be a registered user of the NIIN or Add User is included in the same Container	E-8709-16	Error
N/A	NIIN Status Code (2670)	1. NIIN Status Code is 4, 8 or 9 (without replacement)	E-2670-10	Error
		2. NIIN Status Code is 3, 5, 7 or 9 (with replacement(s))	E-2670-10	Error (Replacement NSN(s) in DRN DATA_ELEMENT_INFO)

**442.1.12 Processing Rules**

Steps	Condition/s	Task/s	Return Code
0	<ul style="list-style-type: none"> <li>- Screening by reference</li> </ul> <p>A screening by reference should be done as first step. This screening should be done with the reference that has been included in the “Add Reference” action and, in the event that a change of the reference has been done by the NIIN owner, the screening should be done also with the revised reference. The result of this screening will be the following ones:</p> <ul style="list-style-type: none"> <li>o Potential match</li> <li>o Match through association</li> <li>o No match</li> </ul> <p>The potential match and match through association needs manual review in order to decide whether the item is already codified. If it is determined to have been codified use step 4, if determined to not have been codified use step 2 or step 3. Depending on the result of this step, the processing rules should be as follows:</p>		
1	<ul style="list-style-type: none"> <li>- PIC is 0.</li> </ul>	<ul style="list-style-type: none"> <li>- Add the reference data.</li> <li>- Send a “Container NSN” to Source NCB</li> </ul>	Null
2	<ul style="list-style-type: none"> <li>- PIC is not 0</li> </ul> <p>And</p> <ul style="list-style-type: none"> <li>- NIIN owner agrees with the “Add Reference” action.</li> <li>- And</li> <li>- NIIN owner does not change any essential data element from the “Add Reference” action.</li> </ul>	<ul style="list-style-type: none"> <li>- Add the reference data.</li> <li>- Send a “Container NSN” to Source NCB</li> </ul>	Null
3	<ul style="list-style-type: none"> <li>- PIC is not 0.</li> </ul> <p>And</p>	<ul style="list-style-type: none"> <li>- Send a “Container – Notification” to Source NCB with the following information:</li> </ul>	

	<ul style="list-style-type: none"> <li>- NIIN owner decides to Add the Reference data.</li> </ul> <p>And</p> <ul style="list-style-type: none"> <li>- NIIN owner changes an essential data element from the "Add Reference" action</li> </ul>	<ul style="list-style-type: none"> <li>○ RETURN_CODE_8713 indicating that the value of some data element have been modified.</li> <li>○ DATA_ELEMENT_INFO indicating the essential data element that the NIIN owner has changed from the "Add Reference" action.</li> </ul> <ul style="list-style-type: none"> <li>- Add the modified reference data and all the Reference Related Codes.</li> <li>- Send a "Container NSN" to Source NCB</li> </ul>	<p>N-4000-03</p>
4	<ul style="list-style-type: none"> <li>- PIC is not 0.</li> </ul> <p>And</p> <ul style="list-style-type: none"> <li>- NIIN owner disagrees with the "Add Reference" action.</li> </ul>	<p>-Send a "Container – Error" with the following information to Source NCB:</p> <ul style="list-style-type: none"> <li>• RETURN_CODE_8713 informing that the NIIN owner disagrees with the requested action.</li> </ul>	<p>Select one applicable Rejection Code from Annex C - Return Codes</p> <p>(Except for R-0000-01, R-0000-03, R-4140-10 and R-0000-19)</p>

## 442.2 Delete reference(s) request

442.2.1 This inbound request shall be used to request deletion of reference(s) and related codes from an existing item identification for which the submitter is registered as a user or is the NIIN owner.

442.2.2 Delete References will only be used for unintended errors so as to remove erroneous data from the database.

442.2.3 This action can be requested upon the following scenarios:

### I. RNAAC is a registered user, but not NIIN owner

#### Request (Source)

- a) RNAAC of a Reference shall send the request to the NIIN owner;
- b) Registered user other than RNAAC send request to RNAAC via email;
- c) NIIN owner not registered as user send request to RNAAC via email;

### II. RNAAC is not a registered user or RNAAC is NIIN owner

#### Request (Source)

Registered user shall send the request to the NIIN owner (PIC other than 0).

442.2.4 Any deletion of reference(s) shall be notified to all other users registered on the related NSN by an outbound response (NSN Container).

442.2.5 Timeframes for Delete Reference

- If the Source is the RNAAC and the RNCC is 5 or 6 the timeframe for response is
  - 3 calendar days (PIC is 0).
- If the Source is not the RNAAC the timeframes for response are:
  - 60 calendar days if the PIC is 4 (Routine);
  - 14 calendar days if the PIC is E (Emergency).

### 442.2.6 Action Data

<b>Container</b>	Maintain
<b>Action</b>	Delete Reference
<b>Mandatory Data</b>	PIC, NIIN, NCAGE Code, Reference Number
<b>Conditionally Mandatory Data</b>	Attachment Name
<b>Optional Data</b>	Collaboration Id, Comment

**442.2.7 Schema Validations**

Obligation	Data Element (DRN)	Description	Return Code
<b>MANDATORY DATA ELEMENTS</b>			
M	PIC (2867)	1. Must be present and in accordance with allowed number of characters as stipulated in Chapter IV, Annex F, DRN 2867	X-0000-01
M	Reference Number (8733)	1. Must be present and in accordance with allowed number of characters as stipulated in Chapter IV, Annex F, DRN 8733	X-0000-01
M	NIIN (4000)	1. Must be present and in accordance with allowed number of characters as stipulated in Chapter IV, Annex F, DRN 4000	X-0000-01
M	NCAGE Code (4140)	1. Must be present and in accordance with allowed number of characters as stipulated in Chapter IV, Annex F, DRN 4140	X-0000-01
<b>CONDITIONALLY MANDATORY DATA ELEMENTS</b>			
C	Attachment Name (8707)	1. If present, must be in accordance with allowed number of characters as stipulated in Chapter IV, Annex F, DRN 8707	X-0000-01
<b>OPTIONAL DATA ELEMENTS</b>			
O	Attachment Name (8707)	2. If present, must be in accordance with allowed number of characters as stipulated in Chapter IV, Annex F, DRN 8707	X-0000-01
O	Collaboration Id (8721)	1. Must be in accordance with allowed number of characters as stipulated in Chapter IV, Annex F, DRN 8721	X-0000-01
O	Comment (8703)	1. Must be in accordance with allowed number of characters as stipulated in Chapter IV, Annex F, DRN 8703	X-0000-01

442.2.8 Central Validations

Obligation	Data Element (DRN)	Description	Return Code	Container
MANDATORY DATA ELEMENTS				
M	PIC (2867)	1. Must be present on Chapter IV, Annex G, Table 07	E-2867-13	Error
		2. If Source is not RNAAC, PIC must be other than 0	E-2867-03	Error
		3. If Source is RNAAC and RNCC is 5 or 6, PIC must be 0	E-2867-04	Error
M	NIIN (4000)	1. Must be in NTIR	E-4000-08	Error
		2. The first and second character must be the code of the Destination NCB	E-4000-01	Error
ADDITIONAL DATA ELEMENTS				
N/A	Reference (8754)	1. Reference must already be registered in NTIR for the submitted NIIN	E-8754-05	Error
		2. Must not remove the last reference on the NTIR	E-8754-53	Error
O	Collaboration ID (8721)	1. Must exist on NSPA tracking table	E-8721-29	Error
N/A	Destination Code (8710)	1. Destination must match NIIN owner	E-8710-25	Error
CONDITIONALLY MANDATORY DATA ELEMENTS				
C	Attachment Name (8707)	1. If PIC is not 0, must be present	E-8707-18	Error

**442.2.9 Destination Validations**

Obligation	Data Element (DRN)	Description	Return Code	Container
ADDITIONAL DATA ELEMENTS				
N/A	Source Code (8709)	1. Source must be a registered user of the NIIN or Add User is included in the same Container	E-8709-16	Error
N/A	NIIN Status Code (2670)	1. NIIN Status Code is 4, 6, 8 or 9 (without replacement)	E-2670-10	Error
		2. NIIN Status Code is 3, 5, 7 or 9 (with replacement(s))	E-2670-10	Error (Replacement NSN(s) in DRN DATA_ELEMENT_INFO)



**442.2.10 Processing Rules**

<p><b>If Source NCB is RNAAC,</b></p> <p>a “Delete Reference” action will be sent to NIIN owner.</p>			
Steps	Condition/s	Task/s	Return Code
1	- PIC is 0.	- NIIN owner deletes the Reference. - NIIN owner sends a “Container - NSN” to Source NCB.	Null
2	- PIC is different than 0. - NIIN owner agrees	- NIIN owner deletes the Reference. - NIIN owner sends a “Container - NSN” to Source NCB.	Null
3	- PIC is different than 0. - NIIN owner disagrees	- NIIN owner sends a “Container – Error” to Source NCB with the following information: <ul style="list-style-type: none"> <li>○ RETURN_CODE_8713 informing that RNAAC disagrees with the requested action.</li> </ul>	R-0000-16
<p><b>If Source NCB is a user different from RNAAC (RNAAC is not a NIIN user or RNAAC is NIIN owner),</b></p> <p>a “Delete Reference” action will be sent to NIIN owner.</p>			
Steps	Condition/s	Task/s	Return Code
1	- PIC is not 0 And - NIIN owner agrees with the “Delete Reference” action.	- NIIN owner deletes the Reference. - NIIN owner sends a “Container - NSN” to Source NCB.	Null
2	- PIC is not 0. And - NIIN owner disagrees with the “Delete Reference”.	- Send a “Container – Error” to Source NCB with the following information: <ul style="list-style-type: none"> <li>○ RETURN_CODE_8713 informing that the NIIN owner disagrees with the requested action.</li> </ul>	R-0000-16

### 442.3 Change of Reference related codes request

442.3.1 This inbound request shall be used to request the change of related codes to reference(s) of an existing item identification for which the Source is registered as a user or is the NIIN owner.

This action can be requested upon the following scenarios:

#### I. Reference RNAAC is a registered user, but not NIIN owner

##### Request (Source)

- a) RNAAC of a Reference shall send the request to the NIIN owner;
- b) Registered user other than RNAAC send request to RNAAC via email;
- c) NIIN owner not registered as user send request to RNAAC via email.

#### II. Reference RNAAC is not a registered user or RNAAC is NIIN owner

##### Request (Source)

Registered user other than RNAAC send the request to the NIIN owner (PIC other than 0).

442.3.2 Any change of reference related codes shall be notified to all other users registered on the related NSN by an outbound response (NSN Container).

442.3.3 Timeframes for Change Reference Related Codes requests

- If the Source is the RNAAC the timeframe for response is
  - 3 calendar days (PIC is 0).
- If the Source is not the RNAAC the timeframes are:
  - 60 calendar days if the PIC is 4 (Routine);
  - 14 calendar days if the PIC is E (Emergency).

#### NOTE:

In general, Action - Change is a proposal to change a value to another value. However, an RNJC value could also be changed to empty. This action will be exchanged in XML with an empty XML tag as follows:

```
<HEADER>  
<REFERENCE_NUMBER_JUSTIFICATION_CODE_2750></REFERENCE_NUMBER_JUSTIFICATION_CODE_2750>
```

**442.3.4 Data Action**

<b>Container</b>	Maintain
<b>Action</b>	Change Reference Related Codes
<b>Mandatory Data (current data)</b>	PIC, NIIN, NCAGE Code, Reference Number
<b>Conditionally Mandatory Data (requested data to be changed)</b>	DAC, RNCC, RNVC, RNFC, RNSC, RNJC, Attachment Name
<b>Optional Data</b>	Collaboration Id, Comment

## 442.3.5 Schema Validations

Obligation	Data Element (DRN)	Description	Return Code
MANDATORY DATA ELEMENTS			
M	PIC (2867)	1. Must be present and in accordance with allowed number of characters as stipulated in Chapter IV, Annex F, DRN 2867	X-0000-01
M	Reference Number (8733)	1. Must be present and in accordance with allowed number of characters as stipulated in Chapter IV, Annex F, DRN 8733	X-0000-01
M	NIIN (4000)	1. Must be present and in accordance with allowed number of characters as stipulated in Chapter IV, Annex F, DRN 4000	X-0000-01
M	NCAGE Code (4140)	1. Must be present and in accordance with allowed number of characters as stipulated in Chapter IV, Annex F, DRN 4140	X-0000-01
CONDITIONALLY MANDATORY DATA ELEMENTS			
C	DAC (2640)	1. If present, must be in accordance with allowed number of characters as stipulated in Chapter IV, Annex F, DRN 2640	X-0000-01
C	RNJC (2750)	1. If present, must be in accordance with allowed number of characters as stipulated in Chapter IV, Annex F, DRN 2750	X-0000-01
C	RNCC (2910)	1. If present, must be in accordance with allowed number of characters as stipulated in Chapter IV, Annex F, DRN 2910	X-0000-01
C	RNFC (2920)	1. If present, must be in accordance with allowed number of characters as stipulated in Chapter IV, Annex F, DRN 2920	X-0000-01
C	RNSC (2923)	1. If present, must be in accordance with allowed number of characters as stipulated in Chapter IV, Annex F, DRN 2923	X-0000-01
C	RNVC (4780)	1. If present, must be in accordance with allowed number of characters as stipulated in Chapter IV, Annex F, DRN 4780	X-0000-01

C	Attachment Name (8707)	1. If present, must be in accordance with allowed number of characters as stipulated in Chapter IV, Annex F, DRN 8707	X-0000-01
OPTIONAL DATA ELEMENTS			
O	Collaboration Id (8721)	2. If present, must be in accordance with allowed number of characters as stipulated in Chapter IV, Annex F, DRN 8721	X-0000-01
O	Comment (8703)	2. If present, must be in accordance with allowed number of characters as stipulated in Chapter IV, Annex F, DRN 8703	X-0000-01

442.3.6 Central Validations

Obligation	Data (DRN)	Element	Description	Return Code	Container
MANDATORY DATA ELEMENTS					
M	PIC (2867)		1. Must be present on Chapter IV, Annex G4, Table 07	E-2867-13	Error
			2. If Source is not RNAAC, PIC must be other than 0	E-2867-03	Error
M	NIIN (4000)		1. Must be in NTIR	E-4000-08	Error
M	NCAGE (4140)	Code	1. Must be in prescribed form per CodSP-3	E-4140-13	Error
			2. PIC is 0, RNVC is not 9, RNSC is not B and NCAGE SD Code is F, H, N, P or R	E-4140-03	Error
CONDITIONALLY MANDATORY DATA ELEMENTS					
C	DAC (2640)		1. If RNCC, RNVC, RNSC, RNFC and RNJC not submitted, must be present	E-2640-18	Error
			2. If present, must be present on Chapter IV, Annex G2, Table 05	E-2640-13	Error
C	RNJC (2750)		1. If present, must be present on Chapter IV, Annex G3, Table 06	E-2750-13	Error
			2. PIC is 0 and RNJC submitted	E-2750-03	Error

		3. Must be present if RNCC, RNVC, DAC, RNSC and RNFC not submitted	E-2750-18	Error
C	RNCC (2910)	1. If present, must be present on Chapter IV, Annex G5, Table 08	E-2910-13	Error
		2. Must be present if RNFC, RNVC, DAC, RNSC, and RNJC not submitted	E-2910-18	Error
C	RNFC (2920)	1. If present, must be "1", "4" or "5"	E-2920-13	Error
		2. Must be present if RNCC, RNVC, DAC, RNSC and RNJC not submitted	E-2920-18	Error
C	RNSC (2923)	1. If present, must be present on Chapter IV, Annex G11, Table 14	E-2923-13	Error
		2. Must be present if RNCC, RNVC, DAC, RNFC and RNJC not submitted	E-2923-18	Error
C	RNVC (4780)	1. If present, must be present on Chapter IV, Annex G9, Table 12	E-4780-13	Error
		2. Must be present if RNCC, RNFC, DAC, RNSC and RNJC not submitted	E-4780-18	Error
		3. Extra Long Reference Number Indicator Code present with RNVC other than "1"	E-4780-26	Error
C	Attachment Name (8707)	1. If PIC is not 0, must be present	E-8707-18	Error
OPTIONAL DATA ELEMENTS				
O	Collaboration Id (8721)	1. Must exist on NSPA tracking table	E-8721-29	Error
ADDITIONAL DATA ELEMENTS				

N/A	Reference (8754)	1. Reference must already be registered in NTIR for the submitted NIIN	E-8754-05	Error
		2. PIC is 0 and RNCC 6, RNVC must be 9 and DAC must be 9	E-8754-02	Error
		3. PIC is 0 and RNCC 5, RNVC must be 1, 2 or 9	E-8754-02	Error
		4. PIC is 0, RNJC not submitted and Reference (8754) matches to a different NIIN with RNCC other than 6	E-8754-31	Error
N/A	Destination Code (8710)	1. Destination must match NIIN owner	E-8710-25	Error



**442.3.7 Destination Validations**

The validations in this section must check the combination of existing TIR data and proposed changes within the request. The “end state” of the data must be compliant.

Obligation	Data Element (DRN)	Description	Return Code	Container
MANDATORY DATA ELEMENTS				
M	Reference (8754)	1. PIC is 0 and RNCC is 5 (on NIIN or on incoming request), and the NIIN Type II is not 1, 4 or 2	E-8754-03	Error
		2. PIC is 0 and RNCC is 5 (on NIIN or on incoming request), and the NIIN has an existing Reference with RNCC 1	E-8754-03	Error
		3. PIC is 0 and RNCC is 5 and RNVC is 2 and NIIN has an existing Reference with RNCC 2, RNVC 2	E-8754-03	Error
		4. PIC is 0 and RNCC is 5, DAC is not 1-6, 9, A-H, U	E-8754-02	Error
CONDITIONALLY MANDATORY DATA ELEMENTS				
C	RNCC (2910)	1. PIC is 0 and RNCC must be 5 or 6	E-2910-03	Error

C	RNVC (4780)	1. PIC is 0 and RNVC must be 1, 2, 3 or 9	E-4780-03	Error
		2. PIC is 0 and RNCC is 5 and the RNVC is not 9 and NCAGE SD Code is C, E, F, H, U or W	E-4780-07	Error
ADDITIONAL DATA ELEMENTS				
N/A	Source Code (8709)	1. Source must be a registered user of the NIIN or Add User is included in the same Container	E-8709-16	Error
N/A	NIIN Status Code (2670)	1. NIIN Status Code is 4, 8 or 9 (without replacement)	E-2670-10	Error
		2. NIIN Status Code is 3, 5, 7 or 9 (with replacement(s))	E-2670-10	Error (Replacement(s) NSN in DRN DATA_ELEMENT_INFO)

442.3.8 Processing Rules

<p><b>If Source NCB is RNAAC,</b>  <b>a “Change Reference Related Codes” action will be sent to NIIN owner.</b></p>			
Steps	Condition/s	Task/s	Return Code
1	<ul style="list-style-type: none"> <li>- PIC is 0.</li> </ul>	<ul style="list-style-type: none"> <li>- NIIN owner modifies the Reference Related Codes.</li> <li>- NIIN owner sends a “Container - NSN” to Source NCB.</li> </ul>	Null
2	<ul style="list-style-type: none"> <li>- PIC is different than 0.</li> <li>- NIIN owner agrees</li> </ul>	<ul style="list-style-type: none"> <li>- NIIN owner modifies the Reference Related Codes.</li> <li>- If changing a secondary reference to primary, RNAAC must be changed to NIIN owner</li> <li>- NIIN owner sends a “Container - NSN” to Source NCB.</li> </ul>	Null
3	<ul style="list-style-type: none"> <li>- PIC is different than 0.</li> <li>- NIIN owner disagrees</li> </ul>	<ul style="list-style-type: none"> <li>- NIIN owner sends a “Container – Error” to Source NCB with the following information:                             <ul style="list-style-type: none"> <li>o RETURN_CODE_8713 informing that NIIN owner disagrees with the requested action.</li> </ul> </li> </ul>	R-0000-16
<p><b>If Source NCB is a user different from RNAAC (Reference RNAAC is not a NIIN user or Reference RNAAC is NIIN owner),</b>  <b>a “Change Reference Related Codes” action will be sent to NIIN owner.</b></p>			
Steps	Condition/s	Task/s	Return Code
1	<ul style="list-style-type: none"> <li>- PIC is not 0</li> <li>And</li> <li>- NIIN owner agrees with the “Change Reference Related Codes” action.</li> </ul>	<ul style="list-style-type: none"> <li>- NIIN owner modifies the Reference Related Codes.</li> <li>- NIIN owner sends a “Container - NSN” to Source NCB.</li> </ul>	Null

2	<ul style="list-style-type: none"> <li>- PIC is not 0.</li> <li>And</li> <li>- NIIN owner disagrees with the “Change Reference Related Codes”.</li> </ul>	<ul style="list-style-type: none"> <li>- Send a “Container – Error” to Source NCB with the following information:               <ul style="list-style-type: none"> <li>o RETURN_CODE_8713 informing that the NIIN owner disagrees with the requested action.</li> <li>o COMMENT_8703 (mandatory).</li> </ul> </li> </ul>	R-0000-16
---	---	--	-----------

#### **442.4 Capturing bar code data**

When the codifying country makes contact with manufacturers regarding reference number additions, deletions, or changes, they shall attempt to obtain the bar code number or product identification number, assigned by companies affiliated with GS1, and take appropriate action on the corresponding bar code number or product identification. These numbers are designated by Document Availability Code (DAC) U.

## Sub-Section 443 - Add /Delete/Change Characteristics Data requests

### 443.1 Add Characteristics Data request

443.1.1 This inbound request(s) shall be used to request the addition of characteristics to an existing item identification for which the Source is registered as a user.

443.1.2 All the "Add Characteristic" request needs a manual review (PIC other than 0).

443.1.3 Any addition of characteristic(s) shall be notified to all other users registered on the related NSN by outbound response (NSN Container).

### 443.1.4 Timeframes for Add Characteristics request

Timeframes for Add Characteristics are:

- 60 calendar days if the PIC is 4 (Routine);
- 14 calendar days if the PIC is E (Emergency).

### 443.1.5 Data Action

<b>Container</b>	Maintain
<b>Action</b>	Add Characteristics Data
<b>Mandatory Data</b>	PIC, NIIN, MRC, Mode Code, Attachment Name
<b>Conditionally Mandatory Data</b>	Coded Reply, Clear Text Characteristics Reply
<b>Optional Data</b>	Secondary Address Code, Secondary Address Indicator Code, Operator, Collaboration Id, Comment, Native Clear Text Reply, Language

**443.1.6 Schema Validation**

Obligation	Data Element (DRN)	Description	Return Code
<b>MANDATORY DATA ELEMENTS</b>			
M	PIC (2867)	1. Must be present and in accordance with allowed number of characters as stipulated in Chapter IV, Annex F, DRN 2867	X-0000-01
M	MRC (3445)	1. Must be present and in accordance with allowed number of characters as stipulated in Chapter IV, Annex F, DRN 3445	X-0000-01
M	NIIN (4000)	1. Must be present and in accordance with allowed number of characters as stipulated in Chapter IV, Annex F, DRN 4000	X-0000-01
M	Mode Code (4735)	1. Must be present and in accordance with allowed number of characters as stipulated in Chapter IV, Annex F, DRN 4735	X-0000-01
M	Attachment Name (8707)	1. Must be present and in accordance with allowed number of characters as stipulated in Chapter IV, Annex F, DRN 8707	X-0000-01
<b>CONDITIONALLY MANDATORY DATA ELEMENTS</b>			
C	Coded Reply (3465)	1. If present, must be in accordance with allowed number of characters as stipulated in Chapter IV, Annex F, DRN 3465	X-0000-01
C	Clear Text Characteristics Reply (4128)	1. If present, must be in accordance with allowed number of characters as stipulated in Chapter IV, Annex F, DRN 4128	X-0000-01
<b>OPTIONAL DATA ELEMENTS</b>			
O	Secondary Address Code (8990)	1. If present, must be in accordance with allowed number of characters as stipulated in Chapter IV, Annex F, DRN 8990	X-0000-01

---

O	Secondary Address Indicator Code (9485)	1. If present, must be in accordance with allowed number of characters as stipulated in Chapter IV, Annex F, DRN 9485	X-0000-01
O	Operator (8701)	1. If present, must be in accordance with allowed number of characters as stipulated in Chapter IV, Annex F, DRN 8701	X-0000-01
O	Collaboration Id (8721)	1. If present, must be in accordance with allowed number of characters as stipulated in Chapter IV, Annex F, DRN 8721	X-0000-01
O	Comment (8703)	1. If present, must be in accordance with allowed number of characters as stipulated in Chapter IV, Annex F, DRN 8703	X-0000-01
O	Native Clear Text Reply (8751)	1. If present, must be in accordance with allowed number of characters as stipulated in Chapter IV, Annex F, DRN 8751	X-0000-01
O	Language (8753)	1. If present, must be in accordance with allowed number of characters as stipulated in Chapter IV, Annex F, DRN 8753	X-0000-01



**443.1.7 Central Validations**

Obligation	Data Element (DRN)	Description	Return Code	Container
MANDATORY DATA ELEMENTS				
M	PIC (2867)	1. Must be present on Chapter IV, Annex G, Table 07	E-2867-13	Error
		2. Must not be 0	E-2867-03	Error
M	NIIN (4000)	1. Must be in NTIR	E-4000-08	Error
		2. The first and second character must be the code of the Destination NCB	E-4000-01	Error
M	MRC (3445)	1. Must be present in FLIS Table 127	E-3445-13	Error
M	Mode Code (4735)	1. Must be A, B, D, E, F, G, H, J, or L	E-4735-13	Error
CONDITIONALLY MANDATORY DATA ELEMENTS				
C	Coded Reply (3465)	1. If Mode Code is D, H, J or L, must be present	E-3465-18	Error
C	Clear Characteristics Text Reply (4128)	1. If Mode Code is A, B, E, F, G or J, must be present	E-4128-18	Error
OPTIONAL DATA ELEMENTS				
O	Collaboration Id (8721)	1. Must exist on NSPA tracking table	E-8721-29	Error
ADDITIONAL DATA ELEMENTS				
N/A	Destination Code (8710)	1. Destination must match NIIN owner	E-8710-25	Error

**443.1.8 Destination Validations**

Obligation	Data Element (DRN)	Description	Return Code	Container
ADDITIONAL DATA ELEMENT VALIDATION				
N/A	NIIN Status Code (2670)	1. NIIN Status Code is 4, 8 or 9 (without replacement)	E-2670-10	Error
		2. NIIN Status Code is 3, 5, 7 or 9 (with replacement(s))	E-2670-10	Error (Replacement NSN(s) in DRN DATA_ELEMENT_INFO)
N/A	Source Code (8709)	1. Source must be a registered user of the NIIN or Add User is included in the same Container	E-8709-16	Error

**443.1.9 Processing Rules**

Steps	Condition/s	Task/s	Return Code
1	<ul style="list-style-type: none"> <li>- NIIN owner agrees with the "Add Characteristics Data" action.</li> </ul>	<ul style="list-style-type: none"> <li>- Add all MRC_3445 in TIR.</li> <li>- Modify the TII_CODE_4820 (Type of Item Identification Code), if needed.</li> <li>- Modify the RPDMR_Code_4765 (Reference or Partial Descriptive Method Reason Code), if needed.</li> <li>- Send a "Container - NSN" to Source NCB.</li> </ul>	Null
2	NIIN owner disagrees with the "Add Characteristics Data" action.	<ul style="list-style-type: none"> <li>- Send a "Container Error" to Source NCB with the following information:               <ul style="list-style-type: none"> <li>o RETURN_CODE_8713 informing that the NIIN owner disagrees with the requested action.</li> </ul> </li> </ul>	R-0000-16

**443.2 Delete Characteristics Data request**

443.2.1 This inbound request(s) shall be used to request the deletion of characteristics to an existing item identification for which the Source is registered as a user.

443.2.2 All the “Delete characteristic” request needs a manual review (PIC other than 0).

443.2.3 Any deletion of characteristic(s) shall be notified to all other users registered on the related NSN by outbound response (NSN Container).

**443.2.4 Timeframes for Delete Characteristics request**

Timeframes for Delete Characteristics requests are:

- 60 calendar days if the PIC is 4 (Routine);
- 14 calendar days if the PIC is E (Emergency).

**443.2.5 Data Action**

<b>Container</b>	Maintain
<b>Action</b>	Delete Characteristics Data
<b>Mandatory Data</b>	PIC, NIIN, MRC, Attachment Name
<b>Optional Data</b>	Collaboration Id, Comment

**443.2.6 Schema Validations**

Obligation	Data Element (DRN)	Description	Return Code
MANDATORY DATA ELEMENTS			
M	PIC (2867)	1. Must be present and in accordance with allowed number of characters as stipulated in Chapter IV, Annex F, DRN 2867	X-0000-01
M	MRC (3445)	1. Must be present and in accordance with allowed number of characters as stipulated in Chapter IV, Annex F, DRN 3445	X-0000-01
M	NIIN (4000)	1. Must be present and in accordance with allowed number of characters as stipulated in Chapter IV, Annex F, DRN 4000	X-0000-01
M	Attachment Name (8707)	1. Must be present and in accordance with allowed number of characters as stipulated in Chapter IV, Annex F, DRN 8707	X-0000-01
OPTIONAL DATA ELEMENTS			
O	Collaboration Id (8721)	1. Must be in accordance with allowed number of characters as stipulated in Chapter IV, Annex F, DRN 8721	X-0000-01
O	Comment (8703)	1. Must be in accordance with allowed number of characters as stipulated in Chapter IV, Annex F, DRN 8703	X-0000-01

443.2.7 Central Validations

Obligation	Data Element (DRN)	Description	Return Code	Container
MANDATORY DATA ELEMENTS				
M	PIC (2867)	1. Must be present on Chapter IV, Annex G, Table 07	E-2867-13	Error
		2. Must not be 0	E-2867-03	Error
M	NIIN (4000)	1. Must be in NTIR	E-4000-08	Error
		2. The first and second character must be the code of the Destination NCB	E-4000-01	Error
OPTIONAL DATA ELEMENTS				
O	Collaboration ID (8721)	1. Must exist on NSPA tracking table	E-8721-29	Error
ADDITIONAL DATA ELEMENTS				
N/A	Destination Code (8710)	1. Destination must match NIIN owner	E-8710-25	Error

443.2.8 Destination Validations

Obligation	Data Element (DRN)	Description	Return Code	Container
ADDITIONAL DATA ELEMENTS				
N/A	Source Code (8709)	1. Source must be a registered user of the NIIN or Add User is included in the same Container	E-8709-16	Error
N/A	NIIN Status Code (2670)	1. NIIN Status Code is 4, 6, 8 or 9 (without replacement)	E-2670-10	Error
		2. NIIN Status Code is 3, 5, 7 or 9 (with replacement(s))	E-2670-10	Error (Replacement NSN(s) in DRN DATA_ELEMENT_INFO)

**443.2.9 Processing Rules**

Steps	Condition/s	Task/s	Return Code
1	NIIN owner agrees with the "Delete Characteristics Data" action.	<ul style="list-style-type: none"><li>- Delete MRC.</li><li>- Modify the TII_Code_4820 (Type of Item Identification Code), if needed.</li><li>- Modify the RPDMR_Code_4765 (Reference or Partial Descriptive Method Reason Code), if needed.</li><li>- Send a "Container - NSN" to Source NCB.</li></ul>	Null
2	NIIN owner disagrees with the "Delete Characteristics Data" action.	<ul style="list-style-type: none"><li>- Send a "Container Error" to Source NCB with the following information:<ul style="list-style-type: none"><li>o RETURN_CODE_8713 informing that the NIIN owner disagrees with the requested action.</li></ul></li></ul>	R-0000-16



**443.3 Change Characteristics Data request**

443.3.1 This inbound request(s) shall be used to request the change of characteristics to an existing item identification for which the Source is registered as a user.

443.3.2 All the “Change characteristic” request needs a manual review (PIC other than 0).

443.3.3 Any change of characteristic(s) shall be notified to all other users registered on the related NSN by outbound response (NSN Container).

**443.3.4 Timeframes for Change Characteristics request**

Timeframes for Delete Characteristics requests are:

- 60 calendar days if the PIC is 4 (Routine);
- 14 calendar days if the PIC is E (Emergency).

**443.3.5 Data Action**

<b>Container</b>	Maintain
<b>Action</b>	Change Characteristic Data
<b>Mandatory Data</b>	PIC, NIIN, MRC, Mode Code, Attachment Name
<b>Conditionally Mandatory Data</b>	Coded Reply, Clear Text Characteristics Reply
<b>Optional Data</b>	Secondary Address Code, Secondary Address Indicator Code, Operator, Collaboration Id, Comment, Native Clear Text Reply, Language

**443.3.6 Schema Validations**

Obligation	Data Element (DRN)	Description	Return Code
MANDATORY DATA ELEMENTS			
M	PIC (2867)	1. Must be present and in accordance with allowed number of characters as stipulated in Chapter IV, Annex F, DRN 2867	X-0000-01
M	MRC (3445)	1. Must be present and in accordance with allowed number of characters as stipulated in Chapter IV, Annex F, DRN 3445	X-0000-01
M	NIIN (4000)	1. Must be present and in accordance with allowed number of characters as stipulated in Chapter IV, Annex F, DRN 4000	X-0000-01
M	Mode Code (4735)	1. Must be present and in accordance with allowed number of characters as stipulated in Chapter IV, Annex F, DRN 4735	X-0000-01
M	Attachment Name (8707)	1. Must be present and in accordance with allowed number of characters as stipulated in Chapter IV, Annex F, DRN 8707	X-0000-01
CONDITIONALLY MANDATORY DATA ELEMENTS			
C	Coded Reply (3465)	1. If present, must be in accordance with allowed number of characters as stipulated in Chapter IV, Annex F, DRN 3465	X-0000-01
C	Clear Text Characteristics Reply (4128)	1. If present, must be in accordance with allowed number of characters as stipulated in Chapter IV, Annex F, DRN 4128	X-0000-01

OPTIONAL DATA ELEMENTS			
O	Secondary Address Code (8990)	1. If present, must be in accordance with allowed number of characters as stipulated in Chapter IV, Annex F, DRN 8990	X-0000-01
O	Secondary Address Indicator Code (9485)	1. If present, must be in accordance with allowed number of characters as stipulated in Chapter IV, Annex F, DRN 9485	X-0000-01
O	Operator (8701)	1. If present, must be in accordance with allowed number of characters as stipulated in Chapter IV, Annex F, DRN 8701	X-0000-01
O	Collaboration Id (8721)	1. Must be in accordance with allowed number of characters as stipulated in Chapter IV, Annex F, DRN 8721	X-0000-01
O	Comment (8703)	1. If present, must be in accordance with allowed number of characters as stipulated in Chapter IV, Annex F, DRN 8703	X-0000-01
O	Native Clear Text Reply (8751)	1. If present, must be in accordance with allowed number of characters as stipulated in Chapter IV, Annex F, DRN 8751	X-0000-01
O	Language (8753)	1. If present, must be in accordance with allowed number of characters as stipulated in Chapter IV, Annex F, DRN 8753	X-0000-01

443.3.7 Central Validations

Obligation	Data Element (DRN)	Description	Return Code	Container
MANDATORY DATA ELEMENTS				
M	PIC (2867)	1. Must be different than 0	E-2867-03	Error
M	NIIN (4000)	1. Must be in NTIR	E-4000-08	Error
M	Mode Code (4735)	1. Must be A, B, D, E, F, G, H, J, or L	E-4735-13	Error
CONDITIONALLY MANDATORY DATA ELEMENTS				
C	Coded Reply (3465)	1. If Mode Code is D, H, J or L, must be present	E-3465-18	Error
C	Clear Text Characteristics Reply (4128)	1. If Mode Code is A, B, E, F, G or J, must be present	E-4128-18	Error
OPTIONAL DATA ELEMENTS				
O	Collaboration Id (8721)	1. Must exist on NSPA tracking table	E-8721-29	Error
ADDITIONAL DATA ELEMENTS				
N/A	Destination Code (8710)	1. Destination must match NIIN owner	E-8710-25	Error

**443.3.8 Destination Validations**

Obligation	Data Element (DRN)	Description	Return Code	Container
ADDITIONAL DATA ELEMENT VALIDATION				
N/A	NIIN Status Code (2670)	1. NIIN Status Code is 4, 8 or 9 (without replacement)	E-2670-10	Error
		2. NIIN Status Code is 3, 5, 7 or 9 (with replacement(s))	E-2670-10	Error (Replacement NSN(s) in DRN DATA_ELEMENT_INFO)
N/A	Source Code (8709)	1. Source must be a registered user of the NIIN or Add User is included in the same Container	E-8709-16	Error

**443.3.9 Processing Rules**

<b>Steps</b>	<b>Condition/s</b>	<b>Task/s</b>	<b>Return Code</b>
1	- NIIN owner agrees with the "Change Characteristics Data" action.	<ul style="list-style-type: none"><li>- Change MRC_3445.</li><li>- Send a "Container - NSN" to Source NCB.</li></ul>	Null
2	NIIN owner disagrees with the "Change Characteristics Data" action.	<ul style="list-style-type: none"><li>- Send a "Container Error" to Source NCB with the following information:<ul style="list-style-type: none"><li>o RETURN_CODE_8713 informing that the NIIN owner disagrees with the requested action.</li><li>o COMMENT_8703 (mandatory).</li></ul></li></ul>	R-0000-16

## Sub-Section 444 - Add/Delete Image to/from NMCRL requests

### 444.1 General

Image can be added to / deleted from NMCRL WEB by the NIIN owner, RNAAC and private organization subscribing the NMCRL.

The NIIN owner and the RNAAC performs image addition to NMCRL via Add Image action.

Private organization performs image addition to NMCRL via NMCRL WEB function called "Image Management".

Private organization is allowed to add image / delete image on the respective references only.

Images are available to anyone with access to NMCRL WEB.

### 444.12 Add Image to NMCRL

444.2.1 This inbound request ~~should~~ shall be used to add images to NMCRL by the NIIN owner or RNAAC. ~~Images added will be available to anyone with access to NMCRL database.~~

444.1.4.2.2 Only one image on NIIN level and only one image per Reference is allowed.

444.1.2.2.3 Only NIIN owner is allowed to add image on NIIN level.

444.1.3.2.4 Only RNAAC is allowed to add image on the respective Reference. If RNAAC is not a registered user, only NIIN owner is allowed to add image on the respective References.

444.1.4.2.5 Destination of the request is always NSPA.

444.1.5.2.6 Image Name convention is defined via the tag <ImageName> (DRN 8708 Image Name). (see [subparagraph 492.4.2](#))

444.1.6.2.7 If NCAGE and Reference number are present image is added to the Reference.

444.1.7.2.8 If NCAGE and Reference number are not present image is added to NIIN.

444.1.8.2.9 Maximum image size is 5 MB.

444.1.9.2.10 File extensions allowed are .jpeg; .jpg; .gif and .png.

### 444.1.10.2.11 Timeframes for Add Image to NMCRL requests

Timeframe responses for Add Image to NMCRL requests are 3 calendar days. Add Image to NMCRL requests require the use of a PIC 0.

### 444.1.11.2.12 Data Action

<b>Container</b>	Maintain
<b>Action</b>	Add Image to NMCRL
<b>Mandatory Data</b>	PIC, NIIN, Image Name
<b>Conditionally Mandatory Data</b>	NCAGE, Reference Number
<b>Optional Data</b>	n/a

444.1.12.13 Schema Validations

Obligation	Data Element (DRN)	Description	Return Code
MANDATORY DATA ELEMENTS			
M	PIC (2867)	1. Must be present and in accordance with allowed number of characters as stipulated in Chapter IV, Annex F, DRN 2867	X-0000-01
M	NIIN (4000)	1. Must be present and in accordance with allowed number of characters as stipulated in Chapter IV, Annex F, DRN 4000	X-0000-01
M	Image Name (8708)	1. Must be in accordance with allowed number of characters as stipulated in Chapter IV, Annex F, DRN 8708	X-0000-01
		2. Must only contain one image name for the action	X-0000-01
CONDITIONALLY MANDATORY DATA ELEMENTS			
C	NCAGE (4140)	1. If present, must be in accordance with allowed number of characters as stipulated in Chapter IV, Annex F, DRN 4140	X-0000-01
C	Reference Number (8733)	1. If present, must be in accordance with Chapter IV, Annex G, DRN 8733	X-0000-01



444.1.132.14 Central Validations

Obligation	Data (DRN)	Element	Description	Return Code	Container
MANDATORY DATA ELEMENTS					
M	PIC (2867)		1. Must be 0	E-2867-04	Error
M	NIIN (4000)		1. Must be in NTIR	E-4000-08	Error
CONDITIONALLY MANDATORY DATA ELEMENTS					
C	NCAGE (4140)		1. If Reference Number is populated, must be present	E-4140-18	Error
			2. If present, must be in prescribed form per CodSP-3	E-4140-13	Error
C	Reference Number (8733)		1. If NCAGE is populated, must be present	E-8733-18	Error
ADDITIONAL DATA ELEMENT VALIDATION					
N/A	Reference (8754)		1. If NCAGE and Reference Number are submitted, Reference must be currently associated to NIIN	E-8754-05	Error
ADDITIONAL DATA ELEMENTS					
N/A	Source Code (8709)		1. Source must be a registered user of the NIIN and must be the RNAAC of the submitted Reference, if NCAGE and Reference Number are populated	E-8709-16	Error
			2. Source must be the NIIN owner, if NCAGE and Reference Number are not populated	E-8709-16	Error

### 444.23 Delete Image from NMCRL

This inbound request should be used to delete images from NMCRL ~~database~~.

444.23.1 Only NIIN owner is allowed to delete images on NIIN level.

444.23.2 Only RNAAC is allowed to delete images ~~added by itself or by a private organization~~ on ~~Reference level~~ on their respective References. If RNAAC is not a user, NIIN owner is allowed to delete images ~~on~~ ~~at~~ Reference ~~level~~.

444.3.3 ~~Deletion of Images by private organization is allowed, when the image has been added by the same organization.~~

444.2.33.4 Destination of the request is always NSPA.

### 444.2.43.5 Timeframes for Delete Image from NMCRL requests

Timeframe responses for Delete Image to NMCRL requests are 3 calendar days. Delete Image from NMCRL requests require the use of a PIC 0

### 444.2.53.6 Data Action

<b>Container</b>	Maintain
<b>Action</b>	Delete Image from NMCRL
<b>Mandatory Data</b>	PIC, NIIN
<b>Conditionally Mandatory Data</b>	NCAGE Code, Reference Number

**444.2.63.7 Schema Validations**

Obligation	Data Element (DRN)	Description	Return Code
MANDATORY DATA ELEMENTS			
M	PIC (2867)	1. Must be present and in accordance with allowed number of characters as stipulated in Chapter IV, Annex F, DRN 2867	X-0000-01
M	NIIN (4000)	1. Must be present and in accordance with allowed number of characters as stipulated in Chapter IV, Annex F, DRN 4000	X-0000-01
CONDITIONALLY MANDATORY DATA ELEMENTS			
C	NCAGE Code (4140)	1. If present, must be in accordance with allowed number of characters as stipulated in Chapter IV, Annex F, DRN 4140	X-0000-01
C	Reference Number (8733)	1. If present, must be in accordance with allowed number of characters as stipulated in Chapter IV, Annex G, DRN 8733	X-0000-01

444.2.73.8 Central Validations

Obligation	Data Element (DRN)	Description	Return Code	Container
MANDATORY DATA ELEMENTS				
M	PIC (2867)	1. Must be 0	E-2867-04	Error
M	NIIN (4000)	1. Must be in NTIR	E-4000-08	Error
		2. If NCAGE and Reference Number not provided, the first and second character must be the code of the Source NCB	E-4000-08	Error
CONDITIONALLY MANDATORY DATA ELEMENTS				
C	NCAGE Code (4140)	1. Must be present if Reference Number (8733) is provided	E-4140-18	Error
C	Reference Number (8733)	1. Must be present, if NCAGE Code (4140) is provided	E-8733-18	Error
ADDITIONAL DATA ELEMENT VALIDATION				
N/A	Reference (8754)	1. If NCAGE and Reference Number are submitted, Reference must be currently associated to NIIN	E-8754-05	Error
N/A	Source Code (8709)	1. Source must be a registered user of the NIIN and must be the RNAAC of the submitted Reference, if NCAGE and Reference Number are populated	E-8709-16	Error
		2. Source must be the NIIN owner, if NCAGE and Reference Number are not populated	E-8709-16	Error

## Sub-Section 445 – Add/Delete IUID Indicator to/from NMCRL requests

### 445.1 Add IUID Indicator to NMCRL

445.1.1 This inbound request should be used to add IUID to NMCRL database. IUID added is available to anyone with access to NMCRL Web.

445.1.2 Only registered users are allowed to add IUID Indicator on NIIN level.

445.1.3 Destination of the request is always NSPA.

#### 445.1.4 Timeframes for Add IUID Indicator to NMCRL

Timeframe responses for Add IUID Indicator to NMCRL requests are 3 calendar days. Add IUID Indicator to NMCRL requests require the use of a PIC 0.

#### 445.1.5 Data Action

<b>Container</b>	Maintain
<b>Action</b>	Add IUID Indicator to NMCRL
<b>Mandatory Data</b>	PIC, NIIN

---

**445.1.6 Schema Validations**

Obligation	Data Element (DRN)	Description	Return Code
MANDATORY DATA ELEMENTS			
M	NIIN (4000)	1. Must be present and in accordance with allowed number of characters as stipulated in Chapter IV, Annex F, DRN 4000	X-0000-01
M	PIC (2867)	1. Must be present and in accordance with allowed number of characters as stipulated in Chapter IV, Annex F, DRN 2867	X-0000-01

445.1.7 Central Validations

Obligation	Data Element (DRN)	Description	Return Code	Container
MANDATORY DATA ELEMENTS				
M	PIC (2867)	1. Must be 0	E-2867-04	Error
M	NIIN (4000)	1. Must be in NTIR	E-4000-08	Error
ADDITIONAL DATA ELEMENTS				
N/A	Source Code (8709)	1. Source must be a registered user of the NIIN	E-8709-16	Error

**445.2 Delete IUID Indicator from NMCRL**

445.2.1 This inbound request should be used to delete IUID Indicator from NMCRL database.

445.2.2 Only registered users are allowed to delete IUID Indicator on NIIN level.

445.2.3 Destination of the request is always NSPA.

**445.2.4 Timeframes for Delete IUID Indicator from NMCRL**

Timeframe responses for Delete IUID Indicator from NMCRL requests are 3 calendar days. Delete IUID Indicator from NMCRL requests require the use of a PIC 0.

**445.2.5 Data Action**

<b>Container</b>	Maintain
<b>Action</b>	Delete IUID Indicator from NMCRL
<b>Mandatory Data</b>	PIC, NIIN

**445.2.6 Schema Validations**

Obligation	Data Element (DRN)	Description	Return Code
MANDATORY DATA ELEMENTS			
M	NIIN (4000)	1. Must be present and in accordance with allowed number of characters as stipulated in Chapter IV, Annex F, DRN 4000	X-0000-01
M	PIC (2867)	1. Must be present and in accordance with allowed number of characters as stipulated in Chapter IV, Annex F, DRN 2867	X-0000-01



**445.2.7 Central Validations**

Obligation	Data Element (DRN)	Description	Return Code	Container
MANDATORY DATA ELEMENTS				
M	PIC (2867)	1. Must be 0	E-2867-04	Error
M	NIIN (4000)	1. Must be in NTIR	E-4000-08	Error
ADDITIONAL DATA ELEMENTS				
N/A	Source Code (8709)	1. Source must be a registered user of the NIIN	E-8709-16	Error

## Sub-Section 446 – Change NSC/INC

### 446.1 General

This inbound request(s) shall be used to request the change of NSC or INC to an existing item identification for which the source is registered as a user.

All the “Change NSC/INC” requests require manual review (PIC other than 0).

Any change of NSC/INC shall be notified to all other users registered on the related NSN by outbound response (NSN Container).

### 446.2 Timeframes for Change NSC/INC requests

Timeframes for Change NSC/INC are:

- 60 calendar days, if the PIC is 4 (Routine);
- 14 calendar days, if the PIC is E (Emergency).

### 446.3 Data Action

<b>Container</b>	Maintain
<b>Action</b>	Change NSC and/or INC
<b>Mandatory Data (current data)</b>	PIC, NIIN, Attachment Name
<b>Mandatory Data (requested data to be changed)</b>	Item Name Code, NSC
<b>Conditionally Mandatory Data</b>	Non Approved Item Name
<b>Optional Data</b>	Collaboration Id, Comment

**446.4 Schema Validations**

Obligation	Data Element (DRN)	Description	Return Code
<b>MANDATORY DATA ELEMENTS</b>			
M	PIC (2867)	1. Must be present and in accordance with allowed number of characters as stipulated in Chapter IV, Annex F, DRN 2867	X-0000-01
M	NIIN (4000)	1. Must be present and in accordance with allowed number of characters as stipulated in Chapter IV, Annex F, DRN 4000	X-0000-01
M	Item Name Code (4080)	1. Must be present and in accordance with allowed number of characters as stipulated in Chapter IV, Annex F, DRN 4080	X-0000-01
M	NATO Supply Class (3990)	1. Must be present and in accordance with allowed number of characters as stipulated in Chapter IV, Annex F, DRN 3990	X-0000-01
M	Attachment Name (8707)	1. Must be present and in accordance with allowed number of characters as stipulated in Chapter IV, Annex F, DRN 8707	X-0000-01
<b>CONDITIONALLY MANDATORY DATA ELEMENTS</b>			
C	Non-Approved Item Name (5020)	1. Must be in accordance with allowed number of characters as stipulated in Chapter IV, Annex F, DRN 5020	X-0000-01
<b>OPTIONAL DATA ELEMENTS</b>			
O	Collaboration Id (8721)	1. Must be in accordance with allowed number of characters as stipulated in Chapter IV, Annex F, DRN 8721	X-0000-01
O	Comment (8703)	1. Must be in accordance with allowed number of characters as stipulated in Chapter IV, Annex F, DRN 8703	X-0000-01

**446.5 Central Validations**

Obligation	Data Element (DRN)	Description	Return Code	Container
MANDATORY DATA ELEMENTS				
M	PIC (2867)	1. Must not be 0	E-2867-03	Error
M	NIIN (4000)	1. Must be in NTIR	E-4000-08	Error
M	Item Name Code (4080)	1. Must exist in ACodP-3 (H6) with Item Name Type Code 0 or be 77777	E-4080-13	Error
		2. INC Status Code must be A - Active Record	E-4080-13	Error
M	NATO Supply Class (3990)	1. Must exist in ACodP-2	E-3990-13	Error
		2. Must be valid NSC/INC combination (DLIS Table 099 NM_CD_FSC_XREF) within the Action	E-3990-02	Error
CONDITIONALLY MANDATORY DATA ELEMENTS				
C	Non-Approved Item Name (5020)	1. Must be present, if and only if Item Name Code is "77777"	E-5020-02	Error
OPTIONAL DATA ELEMENTS				
O	Collaboration Id (8721)	1. Must exist on NSPA tracking table	E-8721-29	Error
ADDITIONAL DATA ELEMENTS				
N/A	Destination Code (8710)	1. Destination must match NIIN owner	E-8710-25	Error

**446.6 Destination Validations**

Obligation	Data Element (DRN)	Description	Return Code	Container
ADDITIONAL DATA ELEMENTS				
N/A	NIIN Status Code (2670)	1. NIIN Status Code is 4, 8 or 9 (without replacement)	E-2670-10	Error
		2. NIIN Status Code is 3, 5, 7 or 9 (with replacement(s))	E-2670-10	Error (Replacement NSN(s) in DRN DATA_ELEMENT_INFO)
N/A	Source Code (8709)	1. Source must be a registered user of the NIIN or Add User is included in the same Container	E-8709-16	Error

446.7 Processing Rules

Steps	Condition/s	Task/s	Return Code
1	<ul style="list-style-type: none"> <li>- NIIN Owner agrees with the proposal.</li> </ul>	<ul style="list-style-type: none"> <li>- Modify the ITEM_NAME_CODE_4080 if required.</li> <li>- Modify the NSC_3990 if required.</li> <li>- Modify the set of MRCs of that NIIN, if required.</li> <li>- Modify the TII_Code_4820 (Type of Item Identification Code), if required.</li> <li>- Modify the RPDMR_Code_4765 (Reference or Partial Descriptive Method Reason Code), if required.</li> <li>- Send a "Container - NSN" to Source NCB.</li> </ul>	Null
2	<ul style="list-style-type: none"> <li>- NIIN Owner agrees with the proposal</li> </ul> <p>And decides to change essential data element(s) in "Change NSC / INC" action. (according to NSC/INC combination. DLIS Table 099 NM_CD_FSC_XREF)</p>	<ul style="list-style-type: none"> <li>- Send a "Container – Notification" to Source NCB with the following information:               <ul style="list-style-type: none"> <li>o RETURN_CODE_8713 indicating that the value of an essential data element has been modified.</li> <li>o DATA_ELEMENT_INFO indicating the essential data element that the NIIN owner has changed from the "Change NSC/INC" action.</li> </ul> </li> <li>- Modify the ITEM_NAME_CODE_4080, if required.</li> <li>- Modify the NSC_3990, if required.</li> <li>- Modify the Characteristic Data, if required.</li> <li>- Modify the TII_Code_4820 (Type of Item Identification Code), if required.</li> <li>- Modify RPDMR_Code_4765 (Reference or Partial Descriptive Method Reason Code), if required.</li> <li>- Send a "Container - NSN" to Source NCB.</li> </ul>	N-4000-03

---

3	NIIN Owner disagrees with proposal	<ul style="list-style-type: none"><li>- Send a “Container – Error” to Source NCB with the following information:<ul style="list-style-type: none"><li>o RETURN_CODE_8713 informing that the NIIN owner disagrees with the “Change NSC/INC”requested action.</li></ul></li></ul>	R-0000-16
---	------------------------------------	---	-----------

## Sub-Section 447 - NSN Cancellation (OCT simple chat)

### 447.1 General

- 447.1.1 The purpose of this procedure is to ensure collaboration and co-operation in the cancellation of NATO Stock Numbers.
- 447.1.2 A NATO or Tier 2 country NIIN owner wishing to cancel an NSN which is still used by other countries /NSPA, should seek general agreement for action via [OCT Simple Chat](#) prior the cancellation of the. NSN Type of cancellation proposed will be identified by NIIN Status Code. ([see Annex G1, Table 01](#))
- 447.1.3 The cancellation of a NATO Stock Number will not require such agreement, if an Item Identification represents an item of Supply concept which is too broad and therefore has to be split into two or more item of supply concepts (Cancel-Replace).
- 447.1.4 Retaining full data on cancelled NSNs starts on 1<sup>st</sup> January 2022. NSNs cancelled prior to this date may or may not have full data available.

### 447.2 Collaboration Procedure

- 447.2.1 A NIIN owner or registered user wishing to cancel an NSN will take the following actions:
- a. ascertain from its records the NIIN owner and all other registered users of the NSN concerned and initiate an Online Collaboration Tool (OCT) – Simple chat request; ([see Annex OCT Simple Chat](#))
  - b. allow 60 days for reply action before cancellation of the NSN.
    - (1) In case of unanimous agreement, the cancellation of the NSN is the responsibility of the NIIN owner. For cancellation with replacement NSN the responsibility for removal or transfer of references resides with each RNAAC and each NSN user will removal or transfer itself if needed. Exceptions based on retained NSN restrictions must be agreed within collaboration period. If removal of users is not performed after concurrence or automatic concurrence, NIIN owner will remove all users prior to or with cancellation action; ([see paragraph 441.2](#))
    - (2) In case of unanimous agreement but with decision of one or more countries/NSPA to temporarily maintain the cancelled NSN in the TIR, until exhaustion of stock or until the end item is withdrawn from circulation, the referenced NIIN of the replacement NSN is accompanied by the special NCAGE INTE8; (see [Sub-Section 233.2](#) - Indication of the corresponding NSN)
    - (3) In case of disagreement of one or more countries/NSPA no cancellation action will be undertaken.



- 447.2.2 On receipt of an OCT collaboration for cancellation, the addressee will:
- a. review the proposal for the reasons stated in the OCT request;
  - b. review its own national requirements for use of the NSN concerned;
  - c. reply within 60 days of the date collaboration was initiated. If the proposed cancellation is accepted no reply needs to be given; concurrence assumed after 60 days.

However, to prevent unnecessary delays it is recommended to concur prior to the 60 day period, if the country receiving a cancellation proposal can do so.

### **447.3 Change of User Registration**

A country accepting the proposed cancellation should initiate a Delete User request on the NSN proposed for cancellation.

## **Sub-Section 448 - Reinstate NIIN and Register User Requests**

### **448.1 General**

Reinstate NIIN and Register User requests comprise preparation of the complete item identification including determination of respective codes and the addition of the Source as a user.

448.2 Countries requesting the reinstatement of NSN(s) should forward a Reinstate NIIN and Register User request to the Destination NCB responsible for the assignment of the NSN(s), containing minimally all mandatory data. ([see paragraph 448.4](#))

448.3 Any other data available to the Source should be added.

### **448.4 Timeframes for Reinstate and Register User requests**

Timeframe responses for Reinstate and Register User requests are:

- 60 calendar days, if the PIC is 4 (Routine);
- 14 calendar days, if the PIC is E (Emergency).

**448.5 Data Action**

<b>Container</b>	Reinstate
<b>Action</b>	Reinstate NIIN
<b>Mandatory Data</b>	Item Name Code, NCAGE Code, NIIN, NSC, PIC, Reference Number, RNCC, RNFC, RNVC, RNSC, TIIC
<b>Conditionally Mandatory Data</b>	Clear Text Characteristics Reply, Coded Reply, Non-Approved Item Name
<b>Optional Data</b>	Attachment Name, National Codification Project Code, National Codification Project Name, Comment, CPV, DAC, Demilitarization Code, Demilitarization Integrity Code, Harmonized System Code, Mode Code, MRC, NATO Codification Project Code, Native Clear Text Reply, Language, Operator, Quantity Per Unit Pack, RNAAC, RNJC, RPD MRC, Schedule B, Secondary Address Code, Secondary Address Indicator Code, Web URL, Automatic Data Processing Equipment Identification Code, Precious Metals Indicator Code

**448.6 Schema Validations**

Obligation	Data Element (DRN)	Description	Return Code
MANDATORY DATA ELEMENTS			
M	PIC (2867)	1. Must be present and in accordance with allowed number of characters as stipulated in Chapter IV, Annex F, DRN 2867	X-0000-01
M	RNCC (2910)	1. Must be present and in accordance with allowed number of characters as stipulated in Chapter IV, Annex F, DRN 2910	X-0000-01
M	RNFC (2920)	1. Must be present and in accordance with allowed number of characters as stipulated in Chapter IV, Annex F, DRN 2920	X-0000-01
M	RNSC (2923)	1. Must be present and in accordance with allowed number of characters as stipulated in Chapter IV, Annex F, DRN 2923	X-0000-01
M	Reference Number (8733)	1. Must be present and in accordance with allowed number of characters as stipulated in Chapter IV, Annex F, DRN 8733	X-0000-01
M	NSC (3990)	1. Must be present and in accordance with allowed number of characters as stipulated in Chapter IV, Annex F, DRN 3990	X-0000-01
M	NIIN (4000)	1. Must be present and in accordance with allowed number of characters as stipulated in Chapter IV, Annex F, DRN 4000	X-0000-01
M	Item Name Code (4080)	1. Must be present and in accordance with allowed number of characters as stipulated in Chapter IV, Annex F, DRN 4080	X-0000-01
M	NCAGE Code (4140)	1. Must be present and in accordance with allowed number of characters as stipulated in Chapter IV, Annex F, DRN 4140	X-0000-01
M	RNVC (4780)	1. Must be present and in accordance with allowed number of characters as stipulated in Chapter IV, Annex F, DRN 4780	X-0000-01

M	TIIC (4820)	1. Must be present and in accordance with allowed number of characters as stipulated in Chapter IV, Annex F, DRN 4820	X-0000-01
CONDITIONALLY MANDATORY DATA ELEMENTS			
C	Coded Reply (3465)	1. If present, must be in accordance with allowed number of characters as stipulated in Chapter IV, Annex F, DRN 3465	X-0000-01
C	Clear Text Characteristics Reply (4128)	1. If present, must be in accordance with allowed number of characters as stipulated in Chapter IV, Annex F, DRN 4128	X-0000-01
C	Non-Approved Item Name (5020)	1. If present, must be in accordance with allowed number of characters as stipulated in Chapter IV, Annex F, DRN 5020	X-0000-01
OPTIONAL DATA ELEMENTS			
O	DAC (2640)	1. If present, must be in accordance with allowed number of characters as stipulated in Chapter IV, Annex F, DRN 2640	X-0000-01
O	Demilitarization Integrity Code (0138)	1. If present, must be in accordance with allowed number of characters as stipulated in Chapter IV, Annex F, DRN 0138	X-0000-01
O	Demilitarization Code (0167)	1. If present, must be in accordance with allowed number of characters as stipulated in Chapter IV, Annex F, DRN 0167	X-0000-01
O	Schedule B (0435)	1. If present, must be in accordance with allowed number of characters as stipulated in Chapter IV, Annex F, DRN 0435	X-0000-01
O	NATO Codification Project Code (1057)	1. If present, must be in accordance with allowed number of characters as stipulated in Chapter IV, Annex F, DRN 1057	X-0000-01

O	RNJC (2750)	1. If present, must be in accordance with allowed number of characters as stipulated in Chapter IV, Annex F, DRN 2750	X-0000-01
O	RNAAC (8750)	1. If present, must be in accordance with allowed number of characters as stipulated in Chapter IV, Annex F, DRN 8750	X-0000-01
O	MRC (3445)	1. If present, must be in accordance with allowed number of characters as stipulated in Chapter IV, Annex F, DRN 3445	X-0000-01
O	Mode Code (4735)	1. If present, must be in accordance with allowed number of characters as stipulated in Chapter IV, Annex F, DRN 4735	X-0000-01
O	RPDMRC (4765)	1. If present, must be in accordance with allowed number of characters as stipulated in Chapter IV, Annex F, DRN 4765	X-0000-01
O	Quantity Per Unit Pack Code – QUPC (6106)	1. If present, must be in accordance with allowed number of characters as stipulated in Chapter IV, Annex F, DRN 6106	X-0000-01
O	Web URL (8021)	1. If present, must be in accordance with allowed number of characters as stipulated in Chapter IV, Annex F, DRN 8021	X-0000-01
O	Secondary Address Code (8990)	1. If present, must be in accordance with allowed number of characters as stipulated in Chapter IV, Annex F, DRN 8990	X-0000-01
O	Secondary Address Indicator Code (9485)	1. If present, must be in accordance with allowed number of characters as stipulated in Chapter IV, Annex F, DRN 9485	X-0000-01
O	Harmonized System Code (9571)	1. If present, must be in accordance with allowed number of characters as stipulated in Chapter IV, Annex F, DRN 9571	X-0000-01
O	CPV (9569)	1. If present, must be in accordance with allowed number of characters as stipulated in Chapter IV, Annex F, DRN 9569	X-0000-01
O	Operator (8701)	1. If present, must be in accordance with allowed number of characters as stipulated in Chapter IV, Annex F, DRN 8701	X-0000-01

O	Attachment Name (8707)	1. If present, must be in accordance with allowed number of characters as stipulated in Chapter IV, Annex F, DRN 8707	X-0000-01
O	Comment (8703)	1. If present, must be in accordance with allowed number of characters as stipulated in Chapter IV, Annex F, DRN 8703	X-0000-01
O	Native Clear Text Reply (8751)	1. If present, must be in accordance with allowed number of characters as stipulated in Chapter IV, Annex F, DRN 8751	X-0000-01
O	Language (8753)	1. If present, must be in accordance with allowed number of characters as stipulated in Chapter IV, Annex F, DRN 8753	X-0000-01
O	National Codification Project Code (8734)	1. If present, must be in accordance with allowed number of characters as stipulated in Chapter IV, Annex F, DRN 8734	X-0000-01
O	National Codification Project Name (8735)	1. If present, must be in accordance with allowed number of characters as stipulated in Chapter IV, Annex F, DRN 8735	X-0000-01
O	Automatic Data Processing Equipment Identification Code (0801)	2. If present, must be in accordance with allowed number of characters as stipulated in Chapter IV, Annex F, DRN 0801	X-0000-01
O	Precious Metals Indicator Code (0802)	2. If present, must be in accordance with allowed number of characters as stipulated in Chapter IV, Annex F, DRN 0802	X-0000-01

## 448.7 Central Validations

Obligation	Data Element (DRN)	Description	Return Code	Container
MANDATORY DATA ELEMENTS				
M	PIC (2867)	1. Must be 4 or E	E-2867-03	Error
M	RNCC (2910)	1. Must be present on Chapter IV, <a href="#">Annex G5, Table 08</a>	E-2910-13	Error
		2. At least one RNCC must be 1, 2, 3 or 4.	E-2910-13	Error
M	RNFC (2920)	1. Must be 1, 4 or 5	E-2920-13	Error
M	RNSC (2923)	1. Must be present on Chapter IV, <a href="#">Annex G11, Table 14</a>	E-2923-13	Error
M	NSC (3990)	1. Must exist in ACodP-2 (H2)	E-3990-13	Error
	NIIN (4000)	1. Must be in NTIR	E-4000-08	Error
		2. The first and second character must be the code of the Destination NCB	E-4000-01	Error
M	Item Name Code (4080)	1. Must be present in ACodP-3 (H6) with Item Name Type Code 0 or 2 <sup>6</sup> , or be 77777	E-4080-13	Error
M	NCAGE Code (4140)	1. Must be in NTIR	E-4140-13	Error
M	RNVC (4780)	1. Must be present on Chapter IV, <a href="#">Annex G9, Table 12</a>	E-4780-13	Error

<sup>6</sup> Excerpt from FLIS Vol.12 DRN 3308: CODE 0, ITEM NAME, APPROVED, CODE 2, ALL EXCEPT USA (NATO USE ONLY).



		1. Extra Long Reference Number Indicator Code present with RNVC other than "1"	E-4780-26	Error
M	TIIC (4820)	1. Must be present on Chapter IV, <a href="#">Annex G7, Table 10</a>	E-4820-13	Error
CONDITIONALLY MANDATORY DATA ELEMENTS				
C	Coded Reply (3465)	1. If Mode Code is D, H, J or L, must be present	E-3465-18	Error
C	Clear Text Characteristics Reply (4128)	1. Mode Code is A, B, E, F, G or J, must be present	E-4128-18	Error
C	Non-Approved Item Name (5020)	1. Must be present if and only if Item Name Code(4080) is "77777"	E-5020-02	Error
OPTIONAL DATA ELEMENTS				
O	NATO Project Code (1057)	1. If present, the first two positions must be present in CodSP-24	E-1057-13	Error
O	RNJC (2750)	1. If present, must be present on Chapter IV, <a href="#">Annex G3, Table 06</a>	E-2750-13	Error
O	RPDMRC (4765)	1. If present, must be present on Chapter IV, <a href="#">Annex G8, Table 11</a>	E-4765-13	Error
ADDITIONAL DATA ELEMENTS				
N/A	Destination Code (8710)	1. Destination must match NIIN owner	E-8710-25	Error

**448.8 Destination Validations**

Obligation	Data Element (DRN)	Description	Return Code	Container
MANDATORY DATA ELEMENTS				
M	NIIN Status Code (2670)	1. NIIN Status Code is 0, 1, 6	E-2670-10	Error
		2. NIIN Status Code is 3, 5, 7, 9 (with replacement(s))	E-2670-10	Error (replacement NSNs in DRN DATA ELEMENT INFO)

448.9 Processing rules

Steps	Condition/s	Task/s	Return Code
1	<ul style="list-style-type: none"> <li>- NIIN owner agrees with the “Reinstate NIIN and Register User” action.</li> </ul>	<ul style="list-style-type: none"> <li>- Add Source NCB (SOURCE_CODE_8709) as a user</li> <li>- Change NIIN SC to 0 or 1</li> <li>- Send a “Container NSN” to Source NCB.</li> </ul>	Null
2	<ul style="list-style-type: none"> <li>- NIIN owner agrees with the proposal and changes essential data element(s) from the “Reinstate NIIN and Register User” action.</li> </ul>	<ul style="list-style-type: none"> <li>- Send a “Container – Notification” to Source NCB with the following information:               <ul style="list-style-type: none"> <li>o RETURN_CODE_8713 informing that essential data element(s) has been modified.</li> <li>o DATA_ELEMENT_INFO indicating the essential data element that the NIIN owner has changed from the “Reinstate NIIN and Register User” action.</li> <li>o COMMENT_8703 (optional).</li> </ul> </li> <li>- Add Source NCB (SOURCE_CODE_8709) as a user</li> <li>- Update NSN data registered in TIR</li> <li>- Change NIIN SC to 0 or 1</li> <li>- Send a “Container NSN” to Source NCB with the NSN data registered in TIR.</li> </ul>	N-4000-03
3	<ul style="list-style-type: none"> <li>- NIIN owner disagrees with the “Reinstate NIIN and Register User” action</li> </ul>	<ul style="list-style-type: none"> <li>- Send a “Container-Error” to Source NCB with the following information:               <ul style="list-style-type: none"> <li>o RETURN_CODE_8713 informing that the NIIN is not in Destination database</li> </ul> </li> </ul>	R-0000-16

## Section 450 - INBOUND: Interrogation

### 450.1 General

450.1.1 Interrogation requests shall be used to obtain NSN Data record or to inquire the destination about the status of a Message or Action.

450.1.2 There are two different Actions (requests) for Container Interrogate:

- Interrogate NSN Data - updates NIIN data record;
- Interrogate Request Status - inquires the status of previously sent Message/Action.

450.1.3 Interrogate Action is always systemically processed by codification software and therefore has Priority Indicator Code PIC = 0.

## Sub-Section 451 – Interrogate NSN Data

### 451.1 General

- 451.1.1 This action is directed to the NIIN owner or NSPA (nmbs ncs mailbox). As a result, the outbound response (Container NSN) contains the latest NIIN record from Destination TIR or from NTIR database, when NSPA is the destination of the action.
- 451.1.2 When interrogated NIIN is cancelled without replacement the source will receive the destination's countries/NSPA's cancelled NIIN record. (see [paragraph 451.5](#))
- 451.1.3 When interrogated NIIN is cancelled with replacement the source will receive the destination's countries/NSPA's cancelled NIIN record and the replacement NIIN(s). The source will then make a new Interrogation on the replacement NIIN(s) to owning country. (see [paragraph 451.5](#))

### 451.2 Data Action

<b>Container</b>	Interrogate
<b>Action</b>	Interrogate NSN Data
<b>Mandatory Data</b>	PIC, NIIN
<b>Optional Data</b>	N/A

### 451.3 Schema Validations

Obligation	Data Element (DRN)	Description	Return Code
MANDATORY DATA ELEMENTS			
M	PIC (2867)	1. Must be present and in accordance with allowed number of characters as stipulated in Chapter IV, Annex F, DRN 2867	X-0000-01
M	NIIN (4000)	1. Must be present and in accordance with allowed number of characters as stipulated in Chapter IV, Annex F, DRN 4000	X-0000-01

**451.4 Central Validations**

Obligation	Data Element (DRN)	Description	Return Code	Container
MANDATORY DATA ELEMENTS				
M	PIC (2867)	1. Must be 0	E-2867-04	Error
M	NIIN (4000)	1. Must be in NTIR	E-4000-08	Error
		2. If Destination is different from NCS, the first and second characters must be the code of the Destination NCB	E-4000-01	Error

**451.5 Processing Rules**

Steps	Condition/s	Task/s	Return Code
1	For all NIIN SCs, when mandatory data elements required for Container NSN is available	<ul style="list-style-type: none"> <li>- Send a "Container - NSN" to Source NCB.</li> </ul>	Null
2	NIIN SC is 3, 5, 7 or 9 (with replacement(s)), when mandatory data elements required for Container NSN is not available	<ul style="list-style-type: none"> <li>- Send a "Container – Error" to Source NCB with the following information:               <ul style="list-style-type: none"> <li>o RETURN_CODE_8713 informing that the NSN does not have the required data elements to provide a Container NSN</li> <li>o DATA_ELEMENT_INFO indicating the replacement NSN(s) as well as all available data</li> </ul> </li> </ul>	R-0000-19
3	NIIN SC is 4, 8 or 9 (without replacement), when mandatory data elements required for Container NSN is not available	<ul style="list-style-type: none"> <li>- Send a "Container – Error" to Source NCB with the following information:               <ul style="list-style-type: none"> <li>o RETURN_CODE_8713 informing that the NSN does not have the required data elements to provide a Container NSN</li> <li>o DATA_ELEMENT_INFO indicating all available data</li> </ul> </li> </ul>	R-0000-19

## Sub-Section 452 – Interrogate Request Status

### 452.1 General

Interrogate Request Status can be performed at either Message or Action level. The level is determined via the data elements provided within the Action so that in case the optional data elements are included then the response is at Action level. (See [paragraph 452.5](#))

NOTE: While Collaboration Id (8721) is included in this Action's DRNs must not be currently used in codification tools. The full systemic mechanism is yet to be developed, because the DRN is used mainly in NSN collaboration process.

If Collaboration Id (8721) is present in the Interrogate Request Status, the request will be rejected (E-8721-29).

### 452.2 Data Action

<b>Container</b>	Interrogate
<b>Action</b>	Interrogate Request Status
<b>Mandatory Data</b>	PIC
<b>Conditionally Mandatory Data</b>	Request Message ID (of the original Message), Collaboration Id
<b>Optional Data</b>	Request Container Serial Number (of the original Message), Request Action Serial Number (of the original Message)



**452.3 Schema Validations**

Obligation	Data Element (DRN)	Description	Return Code
MANDATORY DATA ELEMENTS			
M	PIC (2867)	1. Must be present and in accordance with allowed number of characters as stipulated in Chapter IV, Annex F, DRN 2867	X-0000-01
CONDITIONALLY MANDATORY DATA ELEMENTS			
C	Request Message ID (Original Request) (8720)	1. If present, must be in accordance with allowed number of characters as stipulated in Chapter IV, Annex F, DRN 8720	X-0000-01
C	Collaboration ID (8721)	1. If present, must be in accordance with allowed number of characters as stipulated in Chapter IV, Annex F, DRN 8721	X-0000-01
OPTIONAL DATA ELEMENTS			
O	Request Action Serial Number (Original Request) (8728)	1. If present, must be in accordance with allowed number of characters as stipulated in Chapter IV, Annex F, DRN 8728	X-0000-01
O	Request Container Serial Number (Original Request) (8723)	1. If present, must be in accordance with allowed number of characters as stipulated in Chapter IV, Annex F, DRN 8723	X-0000-01

**452.4 Central Validations**

Obligation	Data Element (DRN)	Description	Return Code	Container
MANDATORY DATA ELEMENTS				
M	PIC (2867)	1. Must be 0	E-2867-04	Error
CONDITIONALLY MANDATORY DATA ELEMENTS				
C	Request Message ID (Original Request) (8720)	1. Must be present if Collaboration Id is not present	E-8720-18	Error
		2. Must exist on NSPA tracking table	E-8720-30	Error
C	Collaboration ID (8721)	1. Must be present if Message Id is not present	E-8721-18	Error
		2. Must exist on NSPA tracking table	E-8721-29	Error
OPTIONAL DATA ELEMENTS				
O	Request Container Serial Number (Original Request) (8723)	1. Must be present if Request Action Serial Number populated	E-8723-18	Error
		2. Must exist on NSPA tracking table	E-8723-30	Error
O	Request Action Serial Number (Original Request) (8728)	1. Must be present if Request Container Serial Number populated	E-8728-18	Error
		2. Must exist on NSPA tracking table	E-8728-30	Error

**452.5 Processing Rules**

<b>When receiving an Interrogate Request Status of a Message:</b>			
<b>Steps</b>	<b>Condition/s</b>	<b>Task/s</b>	<b>Return Code</b>
1	The message is reflected on NCB history file data.	<ul style="list-style-type: none"><li>- Send a "Container_Status" to Source NCB with the following information:<ul style="list-style-type: none"><li>○ RETURN_CODE_8713 indicating that the requested message is reflected on NCB history file data.</li></ul></li></ul>	S-0000-01
2	The message is not reflected on NCB history file data.	<ul style="list-style-type: none"><li>- Send a "Container_Status" to Source NCB with the following information:<ul style="list-style-type: none"><li>○ RETURN_CODE_8713 indicating that the requested message is not reflected on NCB history file data.</li></ul></li></ul>	S-0000-02

When receiving an Interrogate Request Status of an Action at any time on a pending on-time action:			
Steps	Condition/s	Task/s	Return Code
1	The action is not reflected on NCB history file data.	<ul style="list-style-type: none"> <li>- Send a "Container_Status" to Source NCB with the following information:                             <ul style="list-style-type: none"> <li>o RETURN_CODE_8713 indicating that the requested action is not reflected on NCB history file data.</li> </ul> </li> </ul>	S-0000-02
2	<p>The action is reflected on NCB history file data</p> <p>And</p> <p>The requested action has not been processed.</p>	<ul style="list-style-type: none"> <li>- Send a "Container_Status" to Source NCB with the following information:                             <ul style="list-style-type: none"> <li>o RETURN_CODE_8713 indicating that the requested action is in process.</li> </ul> </li> </ul>	S-0000-01
3	<p>The action is reflected on NCB history file data.</p> <p>And</p> <p>The requested action had been successfully processed.</p> <p>And</p> <p>No Notification container had been sent previously</p>	<ul style="list-style-type: none"> <li>- Send a "Container_Status" to Source NCB with the following information:                             <ul style="list-style-type: none"> <li>o RETURN_CODE_8713 indicating that the requested action had been successfully processed.</li> </ul> </li> <li>- Resend a "Container NSN" to Source NCB.</li> </ul>	S-0000-03
4	<p>The action is reflected on NCB history file data.</p> <p>And</p>	<ul style="list-style-type: none"> <li>- Send a "Container_Status" to Source NCB with the following information:                             <ul style="list-style-type: none"> <li>o RETURN_CODE_8713 indicating that the requested action had been successfully processed.</li> </ul> </li> </ul>	S-0000-03

	<p>The requested action had been successfully processed.</p> <p>And</p> <p>A Notification container had been sent previously.</p>	<ul style="list-style-type: none"> <li>- Resend a "Container NSN" to Source NCB.</li> <li>- Resend a "Container – Notification" to Source NCB with the following information: <ul style="list-style-type: none"> <li>o RETURN_CODE_8713 indicating that essential data element(s) has been modified from the requested action.</li> <li>o DATA_ELEMENT_INFO indicating the essential data element(s) modified from the original action.</li> </ul> </li> </ul>	N-4000-03
5	<p>The action is reflected on NCB history file data.</p> <p>And</p> <p>The requested action was rejected.</p>	<ul style="list-style-type: none"> <li>- Send a "Container_Status" to Source NCB with the following information: <ul style="list-style-type: none"> <li>o RETURN_CODE_8713 indicating that the requested action had been rejected.</li> </ul> </li> <li>- Resend "Container Error" to Source NCB with the information about the rejection. <ul style="list-style-type: none"> <li>o RETURN_CODE_8713</li> <li>o COMMENT_8703 (conditionally mandatory).</li> </ul> </li> </ul>	<p>S-0000-04</p> <p>The appropriate Reject code used in the original reject</p>
6	<p>Submittal matched Nuclear Ordnance item and is in process</p> <p>(This control is effected only in the United States.)</p>	<ul style="list-style-type: none"> <li>- Send a "Container_Status" to Source NCB with the following information: <ul style="list-style-type: none"> <li>o RETURN_CODE_8713 indicating that the requested action matches Nuclear Ordnance item and is in process</li> </ul> </li> </ul>	S-0000-07

<b>When receiving an Interrogate Request Status for a pending overdue Action:</b>			
<b>Steps</b>	<b>Condition/s</b>	<b>Task/s</b>	<b>Return Code</b>
1	The action is not reflected on NCB history file data.	<ul style="list-style-type: none"> <li>- Send a "Container_Status" to Source NCB with the following information: <ul style="list-style-type: none"> <li>o RETURN_CODE_8713 indicating that the requested action is not reflected on NCB history file data.</li> </ul> </li> </ul>	S-0000-02
2	<p>The action is reflected on NCB history file data.</p> <p>And</p> <p>The requested action had been successfully processed.</p> <p>And</p> <p>No Notification container had been sent previously.</p>	<ul style="list-style-type: none"> <li>- Send a "Container_Status" to Source NCB with the following information: <ul style="list-style-type: none"> <li>o RETURN_CODE_8713 indicating that the requested action had been successfully processed.</li> </ul> </li> <li>- Resend a "Container NSN" to Source NCB.</li> </ul>	S-0000-03
3	<p>The action is reflected on NCB history file data.</p> <p>And</p> <p>The requested action had been successfully processed.</p>	<ul style="list-style-type: none"> <li>- Send a "Container_Status" to Source NCB with the following information: <ul style="list-style-type: none"> <li>o RETURN_CODE_8713 indicating that the requested action had been successfully processed.</li> </ul> </li> <li>- Resend a "Container NSN" to Source NCB.</li> </ul>	S-0000-03

	<p>And</p> <p>A Notification container had been sent previously.</p>	<ul style="list-style-type: none"> <li>- Resend a “Container – Notification” to Source NCB with the following information: <ul style="list-style-type: none"> <li>o RETURN_CODE_8713 indicating that essential data element(s) had been modified from the requested action.</li> <li>o DATA_ELEMENT_INFO indicating the essential data element(s) modified from the original action.</li> </ul> </li> </ul>	N-4000-03
4	<p>The action is reflected on NCB history file data.</p> <p>And</p> <p>The requested action had been rejected.</p>	<ul style="list-style-type: none"> <li>- Send a “Container_Status” to Source NCB with the following information: <ul style="list-style-type: none"> <li>o RETURN_CODE_8713 indicating that the requested action had been rejected.</li> </ul> </li> <li>- Resend “Container Error” to Source NCB with the information about the rejection. <ul style="list-style-type: none"> <li>o RETURN_CODE_8713 informing that the destination NCB disagreed with the requested action.</li> </ul> </li> </ul>	<p>S-0000-04</p> <p>The appropriate Reject code used in the original reject</p>
5	<p>The action is reflected on NCB history file data.</p> <p>And</p> <p>The requested action is in the pool or work to be done, but not started, not screened.</p>	<ul style="list-style-type: none"> <li>- Send a “Container_Status” to Source NCB with the following information: <ul style="list-style-type: none"> <li>o RETURN_CODE_8713 indicating that the requested action is overdue and is in the pool or work to be done, but not started, not screened.</li> </ul> </li> </ul>	S-0000-05
6	<p>The action is reflected on NCB history file data.</p> <p>And</p>	<ul style="list-style-type: none"> <li>- Send a “Container_Status” to Source NCB with the following information:</li> </ul>	

	The requested action has been screened and is being actively progressed by codifiers.	<ul style="list-style-type: none"> <li>○ RETURN_CODE_8713 indicating that the requested action is overdue and has been screened and is being actively progressed by codifiers.</li> </ul>	S-0000-06
7	<p>Submittal matched Nuclear Ordnance item and is in process (This control is effected only in the United States.)</p>	<ul style="list-style-type: none"> <li>- Send a "Container_Status" to Source NCB with the following information: <ul style="list-style-type: none"> <li>○ RETURN_CODE_8713 indicating that the requested action matches Nuclear Ordnance item and is in process</li> </ul> </li> </ul>	S-0000-07



## Section 460 - Outbound: NSN, Error, Status and Notification

### 460.1 General

Four different Outbound Container types are either provided against Inbound Requests or because of Unsolicited Change processed. Those are **NSN**, **ERROR**, **STATUS** and **NOTIFICATION**.

NACOMS performs Schema and Central Validations on Outbound Containers.

### 460.2 Schema Validations

NSPA automatically validates conformity of each Message to defined NSN XML Schema. Schema validations (SV) consist of basic format controls enforced by the XML schema as well as controls on data values within the Message.

When NACOMS detects an error during SV, it rejects the full Message such that the message and all associated containers are rejected and nothing is passed to NSPA or the destination.

### 460.3 Central Validations

NSPA performs Central Validations (CV) in NACOMS on each Message and Container on data validity with ACodP-1 prior to forwarding Message to the destination.

When NACOMS detects an error during CV, NSPA sends the Id of the erroneous Message/Container back to the source with an appropriate Return code without forwarding the erroneous data to the destination.

The data to be rejected is determined by the message layer that contains a validation error.

## **Sub-Section 461 - NSN Container**

### **461.1 General**

This container serves two different purposes:

- Unsolicited changes;
- Positive processing responses to the requested Actions within Inbound Container Create, Maintain, Reinstate and Interrogate (NSN Data Interrogation only).

This container closes out a requested Action.

**461.2 Container Data**

<b>Container</b>	NSN
<b>Mandatory Data</b>	Item Name Code, NIIN, NIIN Assignment Date, Date Last Change NIIN Record, NIIN Status Code, NSC, TIIC, Outbound Container ID
<b>Conditionally Mandatory Data</b>	Non-Approved Item Name-NAIN, Request Message ID (original request), Request Container Serial Number (original Request), Request Action Serial Number (original Request)
<b>Optional Data</b>	Clear Text Characteristics Reply, Coded Reply, DAC, Common Procurement Vocabulary (CPV), Demilitarization Code, Demilitarization Integrity Code, Automatic Data Processing Equipment Identification Code, Precious Metals Indicator Code, Harmonized System Code, User Country, Item Type Storage Code, Mode Code, MRC, Native Clear Text Reply, Non Approved Item Name - NAIN , NCAGE Code, Operator, Reference Number, Replacement NSN, Cancellation, RNAAC, RNCC, RNFC, RNJC, RNSC, RNVC, RPD MRC, Schedule B, Secondary Address Code, Secondary Address Indicator Code, , Collaboration ID

**461.3 Schema Validations**

Obligation	Data Element (DRN)	Description	Return Code
MANDATORY DATA ELEMENTS			
M	Date, NIIN Assignment (8757)	1. Must be present and in accordance with allowed number of characters as stipulated in Chapter IV, Annex F, DRN 8757	X-0000-01
M	NIIN Status Code (2670)	1. Must be present and in accordance with allowed number of characters as stipulated in Chapter IV, Annex F, DRN 2670	X-0000-01
M	NATO Supply Class (3990)	1. Must be present and in accordance with allowed number of characters as stipulated in Chapter IV, Annex F, DRN 3990	X-0000-01
M	NIIN (4000)	1. Must be present and in accordance with allowed number of characters as stipulated in Chapter IV, Annex F, DRN 4000	X-0000-01
M	Item Name Code (4080)	1. Must be present and in accordance with allowed number of characters as stipulated in Chapter IV, Annex F, DRN 4080	X-0000-01
M	TIIC (4820)	1. Must be present and in accordance with allowed number of characters as stipulated in Chapter IV, Annex F, DRN 4820	X-0000-01
M	Date Last Change NIIN Record (8712)	1. Must be present and in accordance with allowed number of characters as stipulated in Chapter IV, Annex F, DRN 8712	X-0000-01
M	Outbound Container ID (8736)	1. Must be present and in accordance with allowed number of characters as stipulated in Chapter IV, Annex F, DRN 8736	X-0000-01

CONDITIONALLY MANDATORY DATA ELEMENTS			
C	Request Message Id (original Request) (8720)	1. If present, must be in accordance with allowed number of characters as stipulated in Chapter IV, Annex F, DRN 8720	X-0000-01
C	Request Container Serial Number (original Request)( 8723)	1. If present, must be in accordance with allowed number of characters as stipulated in Chapter IV, Annex F, DRN 8723	X-0000-01
C	Request Action Serial Number (original Request)(8728)	1. If present, must be in accordance with allowed number of characters as stipulated in Chapter IV, Annex F, DRN 8728	X-0000-01

OPTIONAL DATA ELEMENTS			
O	Demilitarization Integrity Code (0138)	1. If present, must be in accordance with allowed number of characters as stipulated in Chapter IV, Annex F, DRN 0138	X-0000-01
O	Demilitarization Code (0167)	1. If present, must be in accordance with allowed number of characters as stipulated in Chapter IV, Annex F, DRN 0167	X-0000-01
O	Schedule B (0435)	1. If present, must be in accordance with allowed number of characters as stipulated in Chapter IV, Annex F, DRN 0435	X-0000-01
O	DAC (2640)	1. If present, must be in accordance with allowed number of characters as stipulated in Chapter IV, Annex F, DRN 2640	X-0000-01
O	RNJC (2750)	1. If present, must be in accordance with allowed number of characters as stipulated in Chapter IV, Annex F, DRN 2750	X-0000-01
O	RNAAC (8750)	1. If present, must be in accordance with allowed number of characters as stipulated in Chapter IV, Annex F, DRN 8750	X-0000-01
O	Reference Number Category Code - RNCC (2910)	1. If present, must be in accordance with allowed number of characters as stipulated in Chapter IV, Annex F, DRN 2910	X-0000-01
O	Reference Number Format Code - RNFC (2920)	1. If present, must be in accordance with allowed number of characters as stipulated in Chapter IV, Annex F, DRN 2920	X-0000-01
O	Reference Number Status Code - RNSC (2923)	1. If present, must be in accordance with allowed number of characters as stipulated in Chapter IV, Annex F, DRN 2923	X-0000-01
O	Shelf-Life Code (2943)	1. If present, must be in accordance with allowed number of characters as stipulated in Chapter IV, Annex F, DRN 2943	X-0000-01
O	MRC (3445)	1. If present, must be in accordance with allowed number of characters as stipulated in Chapter IV, Annex F, DRN 3445	X-0000-01

O	Coded Reply (3465)	1. If present, must be in accordance with allowed number of characters as stipulated in Chapter IV, Annex F, DRN 3465	X-0000-01
O	Reference Number (8733)	1. If present, must be in accordance with allowed number of characters as stipulated in Chapter IV, Annex F, DRN 8733	X-0000-01
O	Clear Text Characteristics Reply (4128)	1. If present, must be in accordance with allowed number of characters as stipulated in Chapter IV, Annex F, DRN 4128	X-0000-01
O	NCAGE Code (4140)	1. If present, must be in accordance with allowed number of characters as stipulated in Chapter IV, Annex F, DRN 4140	X-0000-01
O	Mode Code (4735)	1. If present, must be in accordance with allowed number of characters as stipulated in Chapter IV, Annex F, DRN 4735	X-0000-01
O	RPDMRC (4765)	1. If present, must be in accordance with allowed number of characters as stipulated in Chapter IV, Annex F, DRN 4765	X-0000-01
O	Reference Number Variation Code – RNVC (4780)	1. If present, must be in accordance with allowed number of characters as stipulated in Chapter IV, Annex F, DRN 4780	X-0000-01
O	Non-Approved Item Name – NAIN (5020)	1. If present, must be in accordance with allowed number of characters as stipulated in Chapter IV, Annex F, DRN 5020	X-0000-01
O	Unit Pack Weight (5153)	1. If present, must be in accordance with allowed number of characters as stipulated in Chapter IV, Annex F, DRN 5153	X-0000-01
O	Replacement NSN, Cancellation (8875)	1. If present, must be in accordance with allowed number of characters as stipulated in Chapter IV, Annex F, DRN 8875	X-0000-01
O	Secondary Address Code (8990)	1. If present, must be in accordance with allowed number of characters as stipulated in Chapter IV, Annex F, DRN 8990	X-0000-01
O	Secondary Address Indicator Code (9485)	1. If present, must be in accordance with allowed number of characters as stipulated in Chapter IV, Annex F, DRN 9485	X-0000-01

O	Harmonized System Code (9571)	1. If present, must be in accordance with allowed number of characters as stipulated in Chapter IV, Annex F, DRN 9571	X-0000-01
O	CPV (9569)	1. If present, must be in accordance with allowed number of characters as stipulated in Chapter IV, Annex F, DRN 9569	X-0000-01
O	Country Code (3408)	1. If present, must be in accordance with allowed number of characters as stipulated in Chapter IV, Annex F, DRN 3408	X-0000-01
O	Native Clear Text Reply (8751)	1. If present, must be in accordance with allowed number of characters as stipulated in Chapter IV, Annex F, DRN 8751	X-0000-01
O	Operator (8701)	1. If present, must be in accordance with allowed number of characters as stipulated in Chapter IV, Annex F, DRN 8701	X-0000-01
O	Automatic Data Processing Equipment Identification Code (0801)	3. If present, must be in accordance with allowed number of characters as stipulated in Chapter IV, Annex F, DRN 0801	X-0000-01
O	Precious Metals Indicator Code (0802)	3. If present, must be in accordance with allowed number of characters as stipulated in Chapter IV, Annex F, DRN 0802	X-0000-01
O	Phrase Code (2862)	1. If present, must be in accordance with allowed number of characters as stipulated in Chapter IV, Annex F, DRN 2862	X-0000-01



461.4 Central Validations

Obligation	Data Element (DRN)	Description	Return Code	Container
MANDATORY DATA ELEMENTS				
M	NIIN (4000)	1. The first two positions must match Source	E-4000-16	Error
M	Date Last Change NIIN Record (8712)	1. Must be equal to or greater than the current record in NTIR	E-8712-34	Error
M	Outbound Container ID (8736)	1. Must be formatted as Message ID_Container Serial Number	E-8736-13	Error
CONDITIONALLY MANDATORY DATA ELEMENTS				
C	Non-Approved Item Name (5020)	1. If Item Name Code (4080) is "77777", must be present	E-5020-02	Error
C	Request Message Id (original Request)( 8720)	2. Required if Destination_CODE_8710 is not NCS	E-8720-18	Error
		3. If not populated, Destination_CODE_8710 must be NCS	E-8710-36	Error
		4. If populated, must match to a Request Message Id recorded on NSPA tracking table	E-8720-30	Error
C	Request Container Serial Number (original Request)( 8723)	1. Required if Request Message Id or Request Action Serial Number is populated	E-8723-18	Error
		2. If populated, must match to a Request Message Id and Container Serial Number, combination recorded on NSPA tracking table	E-8723-30	Error
C	Request Action Serial Number	1. Required if Request Message Id or Request Container Serial Number is populated	E-8728-18	Error

	(original Request)( 8728)	2. If populated, must match to an original Message Id, Container Serial Number and Action Serial Number combination recorded on NSPA tracking table	E-8728-30	Error
OPTIONAL DATA ELEMENTS				
O	Country Code 3408)	1. Must be a valid 3-letter ISO country code as specified by STANAG 1059	E-3408-13	Error
O	Collaboration Id (8721)	1. Must exist on NSPA tracking table	E-8721-29	Error
		2. Can be present if NIIN is cancelled (NIIN Status Code = 3, 4, 5, 7 or 8) only	E-8721-37	Error

## Sub-Section 462 - Error Container

### 462.1 General

- 462.1.1 This container is sent either as a negative processing response to the Actions within Inbound Container Create, Maintain, and Reinstate or as result of Schema, Central or Destination validations.
- 462.1.2 This container is to be used for errors and rejects.
- 462.1.3 Errors are always systemic, and rejects are always manual from a codifier.
- 462.1.4 This container closes out a requested Action.
- 462.1.5 More than one Error can be exchanged within one Error Container.

NOTE: If Annex C - Return Codes column "Entry Required in addition to the Code" states "YES", the information must be provided in Data Element Info. However, it is acknowledged that there are nations unable to provide this functionality for initial implementation (January 2022). Therefore, as an interim solution it is mandatory that if a country chooses to provide the Data Element Info information, they must provide a Comment as well. The data in Comment should be duplicated from Data Element Info.

#### NOTE:

- Data Element Value (8714) provides the element name in error
- New Data Element value (8716) provides a value from an existing NIIN record as basis for rejection.
- `<Errors CONTAINER_SERIAL_NUMBER_8724="1" >`
- `<RequestMessage REQUEST_MESSAGE_ID_8720="FRANOR2019-07-30_1">`
- `<MessageError ERROR_SERIAL_NUMBER_8726="1" RETURN_CODE_8713="R-4000-09">`
- `<DATA_ELEMENT_INFO`
- `<DATA_ELEMENT_8714>NIIN_4000</DATA_ELEMENT_8714>`
- `<NEW_DATA_ELEMENT_VALUE_8716>145987986</NEW_DATA_ELEMENT_VALUE_8716>`
- `</DATA_ELEMENT_INFO>`
- `<COMMENT_8703>Item replaced by following item 145987986; please`
- check whether the new part will meet your requirements and, if so, submit a new request`</COMMENT_8703>`
- `</MessageError>`
- `</RequestMessage>`
- `</Errors>`

While Collaboration Id (8721) is included in this Action's DRNs it must not be currently used in codification tools. The full systemic mechanism is yet to be developed because the DRN is used mainly in NSN collaboration process.

If Collaboration Id (8721) is present in the Interrogate Request Status, the request will be rejected (E-8721-29).

**462.2 Container Data**

<b>Container</b>	Error
<b>Mandatory Data</b>	Error Serial Number , Request Message ID (original Request), Return Code
<b>Conditionally Mandatory Data</b>	Comment
<b>Optional Data</b>	Request Action Serial Number (original Request), Request Container Serial Number (original Request), New Data Element Value, Collaboration Id, Original Data Element Value, Data Element, <b>Attachment Name</b>

**462.3 Schema Validations**

Obligation	Data Element (DRN)	Description	Return Code
MANDATORY DATA ELEMENTS			
M	Request Message Id (original Request) (8720)	1. Must be present and in accordance with allowed number of characters as stipulated in Chapter IV, Annex F, DRN 8720	X-0000-01
M	Return Code (8713)	1. Must be present and in accordance with allowed number of characters as stipulated in Chapter IV, Annex F, DRN 8713	X-0000-01
M	Error Serial Number (8726)	1. Must be present and in accordance with allowed number of characters as stipulated in Chapter IV, Annex F, DRN 8726	X-0000-01
CONDITIONALLY MANDATORY DATA ELEMENTS			
C	Comment (8703)	1. If present, must be in accordance with allowed number of characters as stipulated in Chapter IV, Annex F, DRN 8703	X-0000-01
OPTIONAL DATA ELEMENTS			
O	Request Container Serial Number (original Request) (8723)	1. If present and in accordance with allowed number of characters as stipulated in Chapter IV, Annex F, DRN 8723	X-0000-01
O	Request Action Serial Number (original Request) (8728)	1. If present, must be in accordance with allowed number of characters as stipulated in Chapter IV, Annex F, DRN 8728	X-0000-01
O	New Data Element Value (8716)	1. If present, must be in accordance with allowed number of characters as stipulated in Chapter IV, Annex F, DRN 8716	X-0000-01
O	Collaboration ID (8721)	1. If present, must be in accordance with allowed number of characters as stipulated in Chapter IV, Annex F, DRN 8721	X-0000-01

O	Data Element (8714)	1. If present, must be in accordance with allowed number of characters as stipulated in Chapter IV, Annex F, DRN 8714	X-0000-01
O	Original Data Element Value (8715)	1. If present, must be in accordance with allowed number of characters as stipulated in Chapter IV, Annex F, DRN 8715	X-0000-01
O	Attachment Name (8707)	1. If present, must be in accordance with allowed number of characters as stipulated in Chapter IV, Annex F, DRN 8707	X-0000-01

462.4 Central Validations

Obligation	Data Element (DRN)	Description	Return Code	Container
MANDATORY DATA ELEMENTS				
M	Request Message Id (original Request)( 8720)	1. Must match to a Request Message Id recorded on NSPA tracking table	E-8720-30	Error
M	Return Code (8713)	1. Must exist on table Annex C - Return Codes	E-8713-13	Error
		2. Must contain a valid DRN in ACodP-1 Chapter IV, Annex F	E-8713-13	Error
CONDITIONALLY MANDATORY DATA ELEMENTS				
C	Data Element (8714)	1. Must contain a valid Data Element in ACodP-1 Chapter IV, Annex F	E-8714-13	Error
C	Comment (8703)	1. If Annex C - Return Codes column "Entry Required in addition to the Code" states "YES", must be present.	E-8703-18	Error
OPTIONAL DATA ELEMENTS				
O	Request Action Serial Number (original Request)( 8728)	1. Must match to a Request Message Id, Container Serial Number and Action Serial Number combination recorded on NSPA tracking table	E-8728-30	Error
O	Request Container Serial Number	1. Must match to a Request Message Id and Container Serial Number	E-8723-30	Error

	(original Request)( 8723)	combination recorded on NSPA tracking table		
O	Collaboration Id (8721)	1. Must exist on NSPA tracking table	E-8721-29	Error
		2. Can be present if NIIN is cancelled (NIIN Status Code = 3, 4, 5, 7 or 8) only	E-8721-37	Error



An example of how to use Original and New Data Element Info (8715, 8716) in Container Error

```
<Errors CONTAINER_SERIAL_NUMBER_8724="1" >
  <RequestMessage REQUEST_MESSAGE_ID_8720="FRANOR2019-07-30_1">
    <MessageError ERROR_SERIAL_NUMBER_8726="1" RETURN_CODE_8713="R-4000-09">
      <DATA_ELEMENT_INFO>
        <DATA_ELEMENT_8714>NIIN_4000</DATA_ELEMENT_8714>
        <NEW_DATA_ELEMENT_VALUE_8716>145987986</NEW_DATA_ELEMENT_VALUE_8716>
      </DATA_ELEMENT_INFO>
      <COMMENT_8703>Item replaced by following item ; please check whether the new part will meet your
requirements and, if so, submit a new request</COMMENT_8703>
    </MessageError>
  </RequestMessage>
</Errors>
```

## Sub-Section 463 – Notification Container

### 463.1 General

463.1.1 This container serves for:

- Notifications about a change;
- non-fatal error concerning the Actions within Inbound Container Create, Maintain, Collaborate or Reinstate.

463.1.2 Notifications are intended to come from codifiers, however in some cases, these will occur systemically, if programmed that way at national discretion.

This container DOES NOT close out the requested Action.

463.1.3 This container is sent when the Destination NCB modifies from the requested action one of the following data element considered as essential ones:

- NCAGE Code (DRN 4140);
- Reference Number (DRN 8733);
- Supply Class (DRN 3990);
- Item Name Code (DRN 4080) or Non-Approved Item Name (DRN 5020).

NOTE: If Annex C - Return Codes column "Entry Required in addition to the Code states "YES", the information must be provided in Data Element Info. However, it is acknowledged that there are nations unable to provide this functionality for initial implementation (January 2022). Therefore, as an interim solution, it is mandatory to provide the information in Comment as well. The data in Comment should be duplicated from Data Element Info.

## NOTE:

- Data Element (8714) provides the data element name in notification
- Original Data Element Value (8715) provides a value that was included on an inbound Request.
- New Data Element Value (8716) provides a changed value on a requested DRN that the NIIN owner changed from the Inbound Request or a value from an existing NIIN record as basis for notification.

```
<Notifications CONTAINER_SERIAL_NUMBER_8724="1">
  <REQUEST_MESSAGE_ID_8720>ESPUSA2019-02-01_1</REQUEST_MESSAGE_ID_8720>
  <!-- Message ID from initial request action "AssignNIINandRegisterUser" from ESP
to USA - 1st message from ESP to USA on 1st Feb. 2019 at 09:51:53Z-->
  <REQUEST_CONTAINER_SERIAL_NUMBER_8723>20</REQUEST_CONTAINER_SERIAL_NUMBER_8723 >
  <!-- Container Serial Number from initial request action
"AssignNIINandRegisterUser" from ESP to USA - 20th container in the 1st message from
ESP to USA on 1st Feb. 2019 at 09:51:53Z-->
  <REQUEST_ACTION_SERIAL_NUMBER_8728>1</REQUEST_ACTION_SERIAL_NUMBER_8728>
  <!-- Action Serial Number from initial request action
"AssignNIINandRegisterUser" from ESP to USA - 1st action in the 20th container in the
1st message from ESP to USA on 1st Feb. 2019 at 09:51:53Z -->
  <Notification NOTIFICATION_SERIAL_NUMBER_8727="1" RETURN_CODE_8713="N-4000-03">
    <DATA_ELEMENT_INFO>
      <!--for Reference 1: (the NCAGE is changed) -->
      <DATA_ELEMENT_8714>NCAGE_CODE_4140</DATA_ELEMENT_8714>
      <ORIGINAL_DATA_ELEMENT_VALUE_8715>F0783</ORIGINAL_DATA_ELEMENT_VALUE_8715>
      <NEW_DATA_ELEMENT_VALUE_8716>FBE86</NEW_DATA_ELEMENT_VALUE_8716>
    </DATA_ELEMENT_INFO>
    <DATA_ELEMENT_INFO>
      <!--for Reference 2: (the Reference Number is changed) -->
      <DATA_ELEMENT_8714>REFERENCE_NUMBER_8733</DATA_ELEMENT_8714>
      <ORIGINAL_DATA_ELEMENT_VALUE_8715>REF2</ORIGINAL_DATA_ELEMENT_VALUE_8715>
      <NEW_DATA_ELEMENT_VALUE_8716>REF02</NEW_DATA_ELEMENT_VALUE_8716>
    </DATA_ELEMENT_INFO>
    <COMMENT_8703>Essential data element(s) modified from the request
Action</COMMENT_8703>
  </Notification>
</Notifications>
```

---

**463.2 Container Data**

<b>Container</b>	Notification
<b>Mandatory Data</b>	Notification Serial Number, Request Message ID (original Request), Request Container Serial Number (original Request), Return Code
<b>Conditionally Mandatory</b>	Comment
<b>Optional Data</b>	Request Action Serial Number (original Request), Data Element, Original Data Element Value, New Data Element Value, Attachment Name

## 463.3 Schema Validations

Obligation	Data Element (DRN)	Description	Return Code
MANDATORY DATA ELEMENTS			
M	Request Message Id (original Request) (8720)	Must be present and in accordance with allowed number of characters as stipulated in Chapter IV, Annex F, DRN 8720	X-0000-01
M	Request Container Serial Number (original Request) (8723)	Must be present and in accordance with allowed number of characters as stipulated in Chapter IV, Annex F, DRN 8723	X-0000-01
M	Return Code (8713)	Must be present and in accordance with allowed number of characters as stipulated in Chapter IV, Annex F, DRN 8713	X-0000-01
M	Notification Serial Number (8727)	Must be present and in accordance with allowed number of characters as stipulated in Chapter IV, Annex F, DRN 8727	X-0000-01
OPTIONAL DATA ELEMENTS			
O	Request Action Serial Number (original Request) (8728)	If present, must be in accordance with the allowed number of characters as stipulated in Chapter IV, Annex F, , DRN 8728	X-0000-01
O	Data Element (8714)	If present, must be in accordance with the allowed number of characters as stipulated in Chapter IV, Annex F, DRN 8714	X-0000-01
O	Original Data Element Value (8715)	If present, must be in accordance with allowed number of characters as stipulated in Chapter IV, Annex F, DRN 8715	X-0000-01
O	New Data Element Value (8716)	If present, must be in accordance with allowed number of characters as stipulated in Chapter IV, Annex F, DRN 8716	X-0000-01
O	Comment (8703)	If present, must be in accordance with allowed number of characters as stipulated in Chapter IV, Annex F, DRN 8703	X-0000-01
O	Attachment Name (8707)	If present, must be in accordance with allowed number of characters as stipulated in Chapter IV, Annex F, DRN 8707	X-0000-01

463.4 Central Validations

Obligation	Data Element (DRN)	Description	Return Code	Container
MANDATORY DATA ELEMENTS				
M	Request Message Id (original Request)( 8720)	1. Must match to a Request Message Id recorded on NSPA tracking table	E-8720-30	Error
M	Request Container Serial Number (original Request)( 8723)	1. Must match to an original Message Id and Container Serial Number combination recorded on NSPA tracking table	E-8723-30	Error
M	Return Code (8713)	1. Must exist on table Annex C - Return Codes	E-8713-13	Error
CONDITIONALLY MANDATORY DATA ELEMENTS				
C	Comment (8703)	1. If Annex C - Return Codes column "Entry Required in addition to the Code" states "YES", must be present.	E-8703-18	Error

## Example of how to use Original and New Data Element Info (8715, 8716) in Container Notification

```
<Notifications CONTAINER_SERIAL_NUMBER_8724="1">
  <REQUEST_MESSAGE_ID_8720>ESPUSA2019-02-01_1</REQUEST_MESSAGE_ID_8720>
  <!-- Message ID from initial request action "AssignNIINandRegisterUser" from ESP to USA - 1st message from ESP
to USA on 1st Feb. 2019 at 09:51:53Z-->
  <REQUEST_CONTAINER_SERIAL_NUMBER_8723>20</REQUEST_CONTAINER_SERIAL_NUMBER_8723 >
  <!-- Container Serial Number from initial request action "AssignNIINandRegisterUser" from ESP to USA - 20th
container in the 1st message from ESP to USA on 1st Feb. 2019 at 09:51:53Z-->
  <REQUEST_ACTION_SERIAL_NUMBER_8728>1</REQUEST_ACTION_SERIAL_NUMBER_8728>
  <!-- Action Serial Number from initial request action "AssignNIINandRegisterUser" from ESP to USA - 1st action
in the 20th container in the 1st message from ESP to USA on 1st Feb. 2019 at 09:51:53Z -->
  <Notification NOTIFICATION_SERIAL_NUMBER_8727="1" RETURN_CODE_8713="N-4000-03">
    <DATA_ELEMENT_INFO>
      <!--for Reference 1: (the NCAGE is changed) -->
      <DATA_ELEMENT_8714>NCAGE_CODE_4140</DATA_ELEMENT_8714>
      <ORIGINAL_DATA_ELEMENT_VALUE_8715>F0783</ORIGINAL_DATA_ELEMENT_VALUE_8715>
      <NEW_DATA_ELEMENT_VALUE_8716>FBE86</NEW_DATA_ELEMENT_VALUE_8716>
    </DATA_ELEMENT_INFO>
    <DATA_ELEMENT_INFO>
      <!--for Reference 2: (the Reference Number is changed) -->
      <DATA_ELEMENT_8714>REFERENCE_NUMBER_8733</DATA_ELEMENT_8714>
      <ORIGINAL_DATA_ELEMENT_VALUE_8715>REF2</ORIGINAL_DATA_ELEMENT_VALUE_8715>
      <NEW_DATA_ELEMENT_VALUE_8716>REF02</NEW_DATA_ELEMENT_VALUE_8716>
    </DATA_ELEMENT_INFO>
    <COMMENT_8703>Essential data element(s) modified from the request Action</COMMENT_8703>
  </Notification>
</Notifications>
```

Example of how to use the Notification Container for a Combined reply N-4000-01 and N-4000-03

```
<Notifications CONTAINER_SERIAL_NUMBER_8724="1">
<REQUEST_MESSAGE_ID_8720>ESPUSA2020-09-25_106</REQUEST_MESSAGE_ID_8720>
<REQUEST_CONTAINER_SERIAL_NUMBER_8723>1</REQUEST_CONTAINER_SERIAL_NUMBER_8723 >
<REQUEST_ACTION_SERIAL_NUMBER_8728>1</REQUEST_ACTION_SERIAL_NUMBER_8728>
<Notification NOTIFICATION_SERIAL_NUMBER_8727="1" RETURN_CODE_8713="N-4000-01">
  <DATA_ELEMENT_INFO>
    <DATA_ELEMENT_8714>NIIN_4000</DATA_ELEMENT_8714>
    <NEW_DATA_ELEMENT_VALUE_8716>000000042</NEW_DATA_ELEMENT_VALUE_8716>
  </DATA_ELEMENT_INFO>
  <COMMENT_8703>Item is already codified under the NIIN registered in DATA ELEMENT INFO; your country will be registered as a user</COMMENT_8703>
</Notification>
<Notification NOTIFICATION_SERIAL_NUMBER_8727="2" RETURN_CODE_8713="N-4000-03">
  <DATA_ELEMENT_INFO>
    <DATA_ELEMENT_8714>NCAGE_CODE_4140</DATA_ELEMENT_8714>
    <ORIGINAL_DATA_ELEMENT_VALUE_8715>F0783</ORIGINAL_DATA_ELEMENT_VALUE_8715>
    <NEW_DATA_ELEMENT_VALUE_8716>FBE86</NEW_DATA_ELEMENT_VALUE_8716>
  </DATA_ELEMENT_INFO>
  <COMMENT_8703>Essential data element(s) modified from the request Action</COMMENT_8703>
</Notification>
</Notifications>
```



## Sub-Section 464 – Status Container

### 464.1 General

- 464.1.1 This container is sent as a response to Action Request Status.
- 464.1.2 Action Interrogate Request Status is performed only at Message or Action level.
- 464.1.2.1 If the inbound Action Interrogate Request Status contains only a Message Id, then the Status response provides status for that Message as received/not received only.
- 464.1.2.2 If the inbound Action Interrogate Request Status contains a Message Id, Container Serial Number and Action Serial Number combination (Action Id), then the Status response will provide status for the Action Id only.

NOTE: While Collaboration Id (8721) is included in this Action's DRNs must not be currently used in codification tools. The full systemic data exchange mechanism is yet to be developed because the DRN is used mainly in NSN collaboration process.

If Collaboration Id (8721) is present in the Status Container, the container will be rejected (E-8721-29).

### 464.2 Container Data

Container	Status
<b>Mandatory Data</b>	Return Code
<b>Conditionally Mandatory Data</b>	Request Message Id (original request), Request Container Serial Number (original request), Request Action Serial Number (original request), Collaboration Id, Country Code <sup>7</sup> , Comment
<b>Optional Data</b>	Attachment Name

<sup>7</sup> Will be included in Systemic Collaboration on NSN Cancellation, only

## 464.3 Schema Validations

Obligation	Data Element (DRN)	Description	Return Code
MANDATORY DATA ELEMENTS			
M	Return Code (8713)	1. Must be present and in accordance with allowed number of characters as stipulated in Chapter IV, Annex F, DRN 8713	X-0000-01
CONDITIONALLY MANDATORY DATA ELEMENTS			
C	Request Message Id (original Request) (8720)	1. If present, must be in accordance with allowed number of characters as stipulated in Chapter IV, Annex F, DRN 8720	X-0000-01
C	Request Container Serial Number (original Request) (8723)	1. If present, must be in accordance with allowed number of characters as stipulated in Chapter IV, Annex F, DRN 8723	X-0000-01
C	Request Action Serial Number (original Request) (8728)	1. If present, must be in accordance with allowed number of characters as stipulated in Chapter IV, Annex F, DRN 8728	X-0000-01
C	Collaboration ID (8721)	1. If present, must be in accordance with allowed number of characters as stipulated in Chapter IV, Annex F, DRN 8721	X-0000-01
C	Country Code <sup>8</sup> (3408)	1. If present, must be in accordance with allowed number of characters as stipulated in Chapter IV, Annex F, DRN 3408	X-0000-01
C	Comment (8703)	1. If present, must be in accordance with allowed number of characters as stipulated in Chapter IV, Annex F, DRN 8703	X-0000-01
OPTIONAL DATA ELEMENTS			
O	Attachment Name (8707)	1. If present, must be in accordance with allowed number of characters as stipulated in Chapter IV, Annex F, DRN 8707	X-0000-01

---

<sup>8</sup> Will be included in Systemic Collaboration on NSN Cancellation, only

464.4 Central Validations

Obligation	Data Element (DRN)	Description	Return Code	Container
MANDATORY DATA ELEMENTS				
M	Return Code (8713)	1. Must exist on table Annex C - Return Codes	E-8713-13	Error
CONDITIONALLY MANDATORY DATA ELEMENTS				
C	Request Message Id (original Request)( 8720)	1. Must be present if Request Container Serial Number or Request Action Serial Number is populated	E-8720-18	Error
		2. Must match to a Request Message Id recorded on NSPA tracking table	E-8720-30	Error
C	Request Container Serial Number (original Request)( 8723)	1. Must be present if Request Action Serial Number is populated	E-8723-18	Error
		2. Must match to a Request Message Id and Container Serial Number recorded on NSPA tracking table	E-8723-30	Error
C	Request Action Serial Number (original Request)( 8728)	1. Must be present if Request Container Serial Number is populated	E-8728-18	Error
		2. Must match to a Request Message Id, Container Serial Number and Action Serial Number combination recorded on NSPA tracking table	E-8728-30	Error

C	Collaboration ID (8721)	1. Must be present if Message Id, Container Serial Number or Action Serial Number is not populated	E-8721-18	Error
		2. Must exist on NSPA tracking table	E-8721-29	Error

## Section 470 - NSPA Codification Management System (NACOMS)

### 470.1 General

470.1.1 NSPA operates the NSPA Codification and Management System (NACOMS) and functions as the central hub for all international codification data exchange within NCS. NACOMS is the primary system for processing and storing all the Messages, communications and data. NSPA stores all Messages in NACOMS for statistical purposes, providing AC/135 with all required qualitative and quantitative data statistics and analyses within AC/135 Management Information System (MIS).

470.1.2 NACOMS' main functions are:

- International data exchange management;
- NATO Total Item Record (NTIR) management;
- Schema and Central Validations management;
- Data archiving.

470.1.3 NACOMS interfaces several other systems to cover the full complexity of NCS:

- CINEMS – internal NSPA codification software;
- Online Collaboration Tool (OCT);
- Management Information System (MIS);
- NSPA ERP Systems (SAP, etc.);
- Automated Testing Tool (ATT).

### 470.2 Data distribution

470.2.1 NACOMS distributes Inbound and Outbound Containers to NCBs in two different timeliness:

a. Real time data distribution

- All Inbound Containers and Outbound Containers Error, Status and Notification to all NCBs;
- NSN Containers sent as a response to the action to the requesting NCB.

b. Daily data distribution

- NSN Containers sent as a response to the action to all users except of requesting NCB;
- NSN Containers sent as an Unsolicited Change to all the users.

470.2.2 Daily data distribution takes place at around 4.30 a.m. UTC/GMT +1 hour.

470.2.3 NSN Containers within a daily data distribution are grouped into Messages with the maximum of 10.000 (ten thousand) NSN Containers.

## Sub-Section 471 - Total Item Record (TIR)

### 471.1 General

471.1.1 It is the duty of the codifying NATO or Tier 2 sponsored country / NSPA to update its files at least once per business day. Any revision to data recorded in the national TIR that requires notification to registered users of the affected NSN is notified by the appropriate outbound response (NSN Container).

471.1.2 On receipt of an inbound Add User or Delete User request (see [Sub-Section 441](#)) the codifying NATO or Tier 2 sponsored country shall respectively start or stop the shipment of outbound data relative to the appropriate NSN.

### 471.2 Compatibility of files

471.2.1 To obtain effective use of the NCS each country and NSPA shall ensure that data (elements) recorded in their TIR and the corresponding data (elements) recorded in the TIR of the codifying NCB are compatible.

471.2.2 The means provided to help maintain the compatibility of files are 2-fold:

- a. By comparison of the value of the Date, Last Change NIIN Record (DRN 8712). This data element must be updated whenever a change happens on a NIIN data record;
- b. The bi-annual inventory comparison - Electronic Statistics Report No. 2 – (ESR2) on TIR/NTIR User Registration. (see [paragraph 476.2](#))

### 471.3 Bi-annual inventory comparison – Report ESR2

471.3.1 Bi-annual inventory comparisons are performed to maintain data integrity between the national TIR's. NATO, Tier 2 (mandatory) Tier 1 nations (optionally) and NSPA use the ESR2 to report the situation in the national TIR. (see [Sub-Section 476](#))

## **Sub-Section 472 - System Support Records -SSR-**

472.1 System Support Records (SSR) are tables, indexes and guides maintained as electronic files that interface with the processing messages.

They contain a listing of information required to support or interpret the content of the TIR and may comprise among others the following files:

- 3-letter ISO country code (ISO 3166-1 in accordance with STANAG 1059);
- Item Name Directory (H6 Series);
- NATO Supply Classification Directory (H2 Series);
- Item Identification Guide -IIG- Master Requirement Directory (MRD) / DB2 Tables;
- NATO Commercial and Government Entity Codes (NCAGE Codes and addresses / H4 Series).

472.2 System Support Records are required in order to:

- control the validity of the data to be registered into or contained in the national TIR;
- permit the utilization of national TIR data from other NATO or Tier 2 sponsored countries or NSPA;
- control the submitted or received requests for codification services to ensure that these have been processed and if the results have been received or forwarded as appropriate.

472.3 System Support Records which may be requested from another NATO or Tier 2 sponsored country or NSPA (see [CodSP-32](#)), should be exchanged by agreed electronic media.

472.4 Data maintained as SSR's may also be issued as Codification Publications on agreed media.

For Codification Publications which may be requested from another NATO or Tier 2 sponsored country or NSPA and for the media of distribution see [Sub-Section 521](#).

## **Sub-Section 473 - Maintenance Procedures for System Support Records -SSR-**

### **473.1 Exchange of NCAGE Codes**

- 473.1.1 Nations maintaining NCAGE Codes, names, addresses and other data related to manufacturers and other organizational entities recorded on SSR files (H4-data), will provide on a regular basis either total file replacements or updates only of such data to NSPA, who maintains a consolidated NCAGE Data Directory for NATO and non-NATO nations.
- 473.1.2 Data exchange is in XML format using the valid NCAGE XML Schema version.
- 473.1.3 On receipt of NCAGE data NSPA will identify those records to be processed by checking the field 'Date of last change (DRN 9567) contained in the NCAGE XML Message against the date held on the existing consolidated file NCAGE record. Only those messages where the date is greater will be processed to update to the consolidated NCAGE file.
- 473.1.4 On a daily basis NSPA will distribute via the NMBS, all successfully processed messages to those nations that have requested to receive Daily Consolidated updates only NCAGE data file (Excluding the nation originating the NCAGE XML Message).
- 473.1.5 Those nations who have requested to receive only full file NCAGE replacement data from NSPA will receive a Bi-monthly consolidated NCAGE file in February, April, June, August, October and December.



### **Sub-Section 474 - NATO Total Item Record (NTIR)**

- 474.1 NTIR is part of NACOMS.
- 474.2 NTIR is the central NATO materiel database accessible via application NATO Master Catalogue of References for Logistics (NMCRL). Updating NTIR is a real time process that takes place when NSPA receives AC/135 codification data via Outbound Container NSN which entails all item identification data to be published in NMCRL.
- 474.3 A Message with Outbound Container NSN sent to the original request's source, will also be available for retrieval by all interested countries (registered Users) after the NTIR update.
- 474.4 All Container NSNs must pass Schema and Central Validations to be updated in NTIR.
- 474.5 NTIR updates are triggered by:
- (a) Container NSN sent out by a country as a result of an Unsolicited Change;
  - (b) Container NSN sent out by a country as a positive processing response to Inbound Actions in Containers Create, Maintain and Reinstate.
- 474.6 Container NSN updates NTIR when Date Last Change NIIN Record (DRN 8712) is the same or higher than already registered in NTIR.
- 474.7 Once NTIR is updated, the new data is published in NMCRL and available for MIS.
- 474.8 Container NSN always comprises all item identification data regardless of NIIN Status as defined in NSN XML Schema.

NSPA keeps history of all Container NSN data that has been changed and that are or have been internationally exchanged since January 2022. NSNs, cancelled/replaced prior January 2022, may have a limited range of data available ( DRN's 4000; 3990; 2670; 8875 and 0167).

## **Sub-Section 475 - NATO Master Catalogue of References for Logistics (NMCRL)**

### **475.1 General**

The NATO Master Catalogue of References for Logistics (NMCRL) is the tool designed to determine whether an item of supply is already codified within NATO and to retrieve related Identification data.

### **475.2 Inclusion of data**

As a tool for screening, it is important that the NMCRL contains as much codification data as possible providing that this data follows the codification rules stipulated in ACodP-1. All NATO and Tier 2 countries are entitled to have their codification data included in the NMCRL.

Tier 1 countries can have their codification data included in the NMCRL provided they can produce these data as detailed in ACodP-1 and follow the same rules as the NATO and Tier 2 countries for provision of the data. A Tier 1 country must request incorporation of their data from NSPA. NSPA and the Tier 1 country will determine the necessary parameters required. (see Chapter I, [paragraph 142.3.2](#))

Data originating from Tier 1 countries will be clearly marked in the NMCRL through a colour code or another appropriate method.

### **475.3 Control of data**

All NATO and Tier 2 countries whose systems have been accepted for data exchange in NCS as well as volunteer Tier 1 countries will automatically have their codification data included in the NMCRL after passing Schema Validations and Central Validations without further checks.

### **475.4 Provision of Data**

Each NCB is responsible to provide the following data of its national TIR to NSPA:

NSN data for all NIIN Status Codes (NIIN SC = 0, 1, 3, 4, 5, 6, 7, 8, 9) in valid NSN XML Schema format;

NCAGE data for all NCAGE SD (NCAGE SD = A, C, E, H, M, R, T, U, W, Y) in valid NCAGE XML Schema format;

NSPA is responsible to provide:

NCAGE Data in XML for all NCAGE codes with structure S\*\*\*# and I\*\*\*# in valid NCAGE XML Schema format.

### **475.5 NMCRL OFFLINE and NMCRL WEB Production**

NSPA maintains the NMCRL daily. NTIR of the NMCRL WEB is updated in real time. NTIR of the NMCRL OFFLINE is published every 2 months. The working procedure for the production, publication and maintenance of the NMCRL is explained in [CodSP-60](#).

## 475.6 NMCRL Raw Data – to allow screening in the national codification systems

NCBs are the only group allowed to purchase this data. Nations registered on a non-national NSN are not allowed to disseminate the data linked to this NSN. There are two levels of raw data users, and the price is based on the level:

- a. Level 1 (**NATO, Tier 2, Tier 1**) is for NCB use only. Only users within the NCB are allowed to screen the data, to include NCB contractors. (Correlates to the lowest raw data cost)
- b. Level 2 (**only NATO and Tier 2**) is for NCB and military and government users of the NCB data base where the data is available either:
  - via a codification tool licence or
  - via an Intranet facility allowing military and government agencies to screen the data.

However, the data is not to be transferred to/harvested for any other database or media, nor will it be made available to the public or any other organisation.

Subscribers of NMCRL Raw-Data are listed in [CodSP-64](#).

### 475.6.1 Functionalities

The NMCRL Raw Data is available as Full Files and Update Files.

The NMCRL Raw Data Full Files are available for all the Subscribers via “Download” function on demand within the NMCRL WEB.

The NMCRL Raw Data Update Files for NCB is available in a specific Raw Data mailbox in NMBS.

The NMCRL Raw Data Update Files is available for Military Service/Governmental Entity via “Download” function within the NMCRL WEB.

### 475.6.2 Full Files availability

NSPA offers NMCRL Raw Data Full Files to all new NMCRL Raw Data subscribers at the beginning of their first NCMRL Raw Data subscription only.

NSPA offers NCMRL Raw Data Full Files also to all subscribers having active/limited NMCRL Raw Data subscription on 1 January 2022.

NSPA is able to generate the NMCRL Raw Data Full Files for the subscribers anytime; however, NSPA uses this functionality only exceptionally, based on NCB request.

### 475.6.3 Updates availability

NSPA offers NMCRL Raw Data updates to NCB subscribers as:

- Daily update;
- Weekly update;
- Monthly update.

NSPA offers NMCRL Raw Data updates to Military Service/Governmental Entity subscribers only as:

- Monthly update.

#### 475.6.4 Data content

NMCRL Raw Data contains two types of XML files:

- XML File/Files with Containers NSN;

NSN data records that NCBs updated and/or created since the last NMCRL Raw Data generation.

NSPA will disseminate NSN data within NMCRL Raw Data in multiple XML files, if necessary.

- XML File/Files with Container NCAGE;

NCAGE data records that NCBs updated and/or created since the last NMCRL Raw Data generation.

NSPA will disseminate NCAGE Code data within NMCRL Raw Data in multiple XML files, if necessary.

NMCRL Raw Data consists of data elements, which are stored in NSPA NTIR database only.

NMCRL Raw Data consists of:

- Identification data;
- Classification data;
- User data;
- Reference data;
- Characteristics data;
- Replacement data.

Particular data elements of NMCRL Raw Data are in [Table 01](#) and [Table 02](#).

The following data is NOT part of NMCRL Raw Data:

- Management data;
- Packaging data;
- Proprietary data (MRC PRPY replies).

475.6.4.1 Table 01: NSN data elements available in NSN Container for NMCRL RAW DATA

Element Name	DRN	Schema Data Element Name
<b>Identification data</b>		
NIIN	4000	NIIN_4000
NATO ITEM IDENTIFICATION NUMBER STATUS CODE	2670	NIIN_STATUS_CODE_2670
DATE, NIIN ASSIGNMENT	8757	DATE_NIIN_ASSIGNED_8757
DATE, NIIN LAST UPDATE DATE	8712	DATE_LAST_CHANGE_NIIN_RECORD_8712
ITEM NAME CODE	4080	ITEM_NAME_CODE_4080
NON APPROVED ITEM NAME	5020	NON_APPROVED_ITEM_NAME_5020
TYPE OF ITEM IDENTIFICATION CODE	4820	TII_CODE_4820
REFERENCE OR PARTIAL DESCRIPTIVE METHOD REASON CODE	4765	RPDMR_CODE_4765
DEMILITARIZATION INTEGRITY CODE	0138	DEMIL_INTEGRITY_CODE_0138
DEMILITARIZATION CODE	0167	DEMILITARIZATION_CODE_0167
<b>Classification Data</b>		
NATO SUPPLY CLASS	3990	NSC_3990
<b>Users Data (repeatable)</b>		
3 LETTER ISO COUNTRY CODE	3408	USER_CTR_3408
<b>Reference Data (repeatable)</b>		
NATO COMMERCIAL AND GOVERNMENT ENTITY CODE	4140	NCAGE_CODE_4140
REFERENCE NUMBER	8733	REFERENCE_NUMBER_8733
REFERENCE NUMBER CATEGORY CODE	2910	REFERENCE_NUMBER_CATEGORY_CODE_2910
REFERENCE NUMBER VARIATION CODE	4780	REFERENCE_NUMBER_VARIATION_CODE_4780
REFERENCE NUMBER STATUS CODE	2923	REFERENCE_NUMBER_STATUS_CODE_2923

REFERENCE NUMBER FORMAT CODE	2920	REFERENCE_NUMBER_FORMAT_CODE_2920
REFERENCE NUMBER JUSTIFICATION CODE	2750	REFERENCE_NUMBER_JUSTIFICATION_CODE_2750
REFERENCE NUMBER ACTION ACTIVITY CODE	2900	REFERENCE_NUMBER_ACTION_ACTIVITY_CODE_2900
DOCUMENT AVAILABILITY CODE	2640	DAC_2640

**Characteristic data (repeatable) excluding PRPY**

MASTER REQUIREMENTS CODE	3445	MRC_3445
MODE CODE	4735	MODE_CODE_4735
CODED REPLY	3465	CODED_REPLY_3465
CLEAR TEXT CHARACTERISTICS REPLY	4128	CLEAR_REPLY_4128
SECONDARY ADDRESS CODE	8990	SECONDARY_CODE_8990
SECONDARY ADDRESS INDICATOR CODE	9485	SECONDARY_INDICATOR_CODE_9485
OPERATOR	8701	OPERATOR_8701

**Replacement (repeatable)**

REPLACEMENT NSN, CANCELLATION	8875	REPLACEMENT_NSN_8875
-------------------------------	------	----------------------

475.6.4.2 Table 02: NCAGE data elements available in NCAGE Container for NMCRL RAW DATA

Element Name	DRN	Schema Data Element Name
<b>NCAGE Data</b>		
NCAGE Code	4140	NCAGE_CODE_4140
Date NCAGE Established	2262	DATE_NCAGE_ESTABLISHED_2262
Date Last Change NCAGE Record	9567	DATE_LAST_CHANGE_NCAGE_RECORD_9567
NCAGE Name	8972	NCAGE_NAME_8972
NCAGE Status Code	2694	NCAGE_STATUS_CODE_2694
US Foreign Domestic Designator Code	4235	FOREIGN_DOMESTIC_DESIGNATOR_CODE_4235
NCAGE Type Code	4238	NCAGE_TYPE_CODE_4238
Country Code	3408	COUNTRY_CODE_3408
<b>State data</b>		
US State Abbreviation	0186	US_STATE_ABBREVIATION_0186
Province Name	8978	PROVINCE_NAME_8978
<b>Physical Address data</b>		
Street Address line 1	1082	STREET_ADDRESS_LINE_1_1082
Street Address line 2	1083	STREET_ADDRESS_LINE_2_1083
Geographical Address Postal Zone	2549	GEO_ADDRESS_POSTAL_ZONE_2549
Geographical Address City	1084	GEO_ADDRESS_CITY_1084
<b>Postal Address data</b>		
Post Office Box	1361	POST_OFFICE_BOX_1361
Postal Address Postal Code	2660	POSTAL_ADDRESS_POSTAL_CODE_2660
Postal Address City	2659	POSTAL_ADDRESS_CITY_2659

**Communication data**

Telephone Numbers (up to 5)	8974	TELEPHONE_NUMBER_8974
Fax Numbers (up to 5)	8975	FAX_NUMBER_8975
Email Addresses (up to 5)	3375	EMAIL_ADDRESS_3375
Web URLs (up to 5)	8021	WEB_URL_8021

**Additional data**

National Identification Number	2658	NATIONAL_IDENTIFICATION_NUMBER_2658
ISIC Code	1368	STANDARD_INDUSTRIAL_CLASSIFICATION_CODE_1368
NAICS Codes (up to 5)	6044	NAICS_CODE_6044
NACE Codes (up to 5)	2657	NACE_CODE_2657
<del>DUNS Number</del>	<del>3405</del>	<del>DUNS_CODE_3405</del>
CPV Codes (up to 5)	9569	CPV_CODE_9569
UNSPSC Codes (up to 5)	9574	UNSPSC_CODE_9574
GLN Codes (up to 5)	9568	GLN_CODE_9568

**Replacements (repeatable)**

Replacement NCAGEs (up to 5)	3595	REPLACEMENT_NCAGE_3595
------------------------------	------	------------------------



## **475.7 Reconciliation Process**

Due to the large amount of data, NSPA does not disseminate NMCRL Raw Data Full Files on a regular basis for the subscribers.

Subscribers wanting to check if NIINs/NCAGE code data is up to date have the possibility to access a Raw Data Reconciliation Module within NMCRL WEB.

### **475.7.1 NIIN Reconciliation Module**

NMCRL Raw Data subscriber can access the NIIN Reconciliation Module within NMCRL Web.

NMCRL Raw Data subscriber can upload a file in text or MS Excel format containing two data elements:

- NIIN (DRN 4000);
- DATE, NIIN LAST CHANGE NIIN DATE (DRN 8712).

The NMCRL Raw Data subscriber can launch an NMCRL Batch function, where the NIIN Reconciliation Module result file serves as the Batch Input File to extract the outdated NSNs' data records in NCMRL Raw Data format.

### **475.7.2 NCAGE Reconciliation Module**

NMCRL Raw Data subscriber can access the NCAGE Reconciliation Module within NMCRL Web.

NMCRL Raw Data subscriber can upload a file in text or MS Excel format containing two data elements:

- NCAGE Code (DRN 4140);
- Date Last Change NCAGE Record (DRN 9567).

NMCRL Raw Data subscriber can launch an NCMRL Batch function, where the NCAGE Reconciliation Module result file will serve as the Batch Input File to extract the outdated NCAGE codes' data records in NMCRL Raw Data format.

#### 475.8 NMCRL Web Services

In order to allow automatic screening by different software tools of private and governmental entities, the interested entities may subscribe to the NMCRL Web Services. NMCRL Web Services application provides search methods for NSN or NCAGE information coming from NMCRL database, using a standardized XML transaction exchange.

NMCRL Web Services expose 4 methods:

- NSN and Reference Data provided for a NIIN (SearchForNiin);
- NSN and Reference Data provided for a Part Number (SearchForPartNumber);
- NSN and Reference Data provided for a Part Number and a NCAGE Code (SearchForPartNumber\_CageCode);
- NCAGE Data provided for a NCAGE Code (SearchCageData).

#### 475.9 Add Images to NMCRL

Inbound request Add Image to NMCRL (**NCBs**) and **NMCRL Image Management function (Private organizations)** allows images to be added to NMCRL. Images added are available to anyone with access to NMCRL. (for further details see Sub-Section 444, [paragraph 444.1](#))

#### 475.10 Delete Images from NMCRL

Inbound request Delete Image from NMCRL allows images to be deleted from NMCRL. (for further details see Sub-Section 444, [paragraph 444.2](#))

## **Sub-Section 476 -Electronic Statistical Reports (ESR) on Codification**

### **476.1 Electronic Statistics Report No. 1 – (ESR1) on foreign identification Requests**

476.1.1 The monthly reporting for foreign identification requests is established, specifying timeframes by calendar days, the number of requests and their result. The data shall be retrieved from NMBS for the reporting period by NSPA. That action will monthly update the AC/135 Management Information System (MIS) accordingly.

476.1.2 The ESR1 report will be established based on the actions included in the container “Assign NIIN & Register User”.

Action ID shall be used as a basis for this report.

476.1.3 ESR1 takes place for Assign NIIN and Register User actions that either are:

- Late pending;
- Rejected within the validations;
- Answered with:
  - Container Error with return codes from R-XXXX-01 through R-XXXX-19 R-code;
  - Container Notification with return codes N-4000-01, N-4000-03 and N-4000-05;
  - Container NSN.

#### **476.1.5 Action to be taken by NSPA**

NSPA monthly retrieves a list of Action IDs of the Assign NIIN and Register User actions (together with replies) from NACOMS. The consolidated ESR1 is published in the AC/135 Management Information System (MIS).

#### **476.1.6 Action to be taken by nations**

476.1.6.1 In order to follow-up on the development of the number of outstanding and rejected Assign NIIN and Register User actions, nations are to investigate and take remedial action on a bi-lateral basis to evaluate and resolve any issues reported within ESR1 in MIS.

476.1.6.2 Destination NCB holding processing of any requests actions behind the timeframes shall reconcile any discrepancies regarding these actions on the basis of the Action ID of the Source NCB.

476.1.6.3 Where an NCB/NSPA has evidence to show that the AC/135 policy in matter of foreign identification request have not been respected then they should raise a Problem Report. (see Sub-Section 482)

#### **476.1.7 Reports at the AC/135 meetings**

476.1.7.1 All nations called upon by the Chairman Panel A regarding Red Lights on ESR1 reports have to report on action plans and maintenance undertaken at the appropriate action serial in the Panel A agenda.

- 476.1.7.2 The Chairman Panel A shall report on problems revealed and provide his analysis to nations at each Panel A meeting.
- 476.1.7.3 The Chairman Panel A shall report on problems revealed and provide his analysis to NCB Directors at each Main Group meeting.
- 476.1.7.4 The national representatives concerned shall inform the Group on actions intended to be taken for elimination of individual problem cases.
- 476.1.7.5 The Report on foreign identification requests is to be included as a standing item in the agendas of Main Group and Panel A meetings.

## **476.2 Electronic Statistics Report No. 2 – (ESR2) on national TIR and NMCRL user registration comparison**

476.2.1 Bi-annual inventory comparisons are performed to maintain data integrity between the national TIRs. NATO, Tier 2 (mandatory), Tier 1 nations (optionally) and NSPA use the “NSN-Import/Export Electronic Statistics Report No 2 (ESR2)” to report the situation in the national TIR.

A current copy of the “Electronic Statistics Report No 2 (ESR2)” in Excel format is available from the NATO Automated Business System (NABS), “AC135 Forms” folder.

476.2.2 The consolidation of ESR2 reports is available in the AC/135 Management Information System (MIS) and updated on a bi-annual basis in February and August.

### **476.2.3 Action to be taken by NSPA**

476.2.3.1 NSPA has to generate not later than 10<sup>th</sup> February and 10<sup>th</sup> August each year statistics on user registration data included in the NMCRL database. To facilitate the analysis of the results, the data extraction from the NMCRL database should take place as close as possible to 1<sup>st</sup> of February and 1<sup>st</sup> of August.

476.2.3.2 Based on NSPA and nations reports, a comparison is made of all NSNs (NIIN SC = 0, 1 and 9) for which nations/NSPA are registered as users on other country’s NSN’s. Upon uploading of the ESR2 Reports from the nations/NSPA, the AC/135 Management Information System (MIS) will perform the comparison and produce a consolidated report showing the actual and percentage difference of the total TIR records reported by two countries and compare these figures with statistics on user registration data included in the NMCRL database.

### **476.2.4 Action to be taken by Nations**

476.2.4.1 The bi-annual report by countries has to be submitted through NABS not later than 10<sup>th</sup> February and 10<sup>th</sup> August each year. To facilitate the analysis of the results, the data extraction from the national database should take place as close as possible to 1<sup>st</sup> of February and 1<sup>st</sup> of August.

476.2.4.2 Once MIS has been updated with the latest reports, nations have to analyse their own figures.

476.2.4.3 Due to differences in exact extraction times and differences in the national processing systems there may be minor differences in the reports from two nations and the NTIR database. A percentage difference of:

- up to 1% does not require any action;
- up to 5% should result in an investigation by the two countries involved;
- more than 5% should result in the two countries considering a full file reconciliation and/or a NTIR database update.

476.2.4.4 After evaluation of the results, a registered user will submit appropriate action to NIIN owner:

- Add User action;
- Delete User action;

- Interrogate NSN action.

Provision of a full NSN file (NSN Container) from other nations can occur also to solve the user registrations discrepancy.

**476.2.5 Reports at the AC/135 meetings**

- 476.2.5.1 All nations called upon by the Chairman Panel A regarding Red Lights on ESR2 reports have to report on action plans and maintenance undertaken at the appropriate action serial in the Panel A agenda.
- 476.2.5.2 The Chairman Panel A shall report on problems revealed and provide his analysis to nations at each Panel A meeting.
- 476.2.5.2 The Chairman Panel A shall report on problems revealed and provide his analysis to NCB Directors at each Main Group meeting.
- 476.2.5.3 The national representatives concerned shall inform the Group on actions intended to be taken for elimination of individual problem cases.
- 476.2.5.4 The Report on national TIR and NMCRL user registration comparison is to be included as a standing item in the agendas of Main Group and Panel A meetings.

### **476.3 Electronic Statistics Report No. 3 – (ESR3) on foreign NSN manual maintenance Requests**

476.3.1 The monthly reporting for manually reviewed maintenance actions is established, specifying timeframes by calendar days and the number of requests.

The data shall be retrieved from NMBS for the reporting period by NSPA. That action will monthly update the AC/135 Management Information System (MIS) accordingly.

476.3.2 The ESR3 report will be established based on the following actions, with a PIC other than 0, included in the following containers:

#### Container Maintain

- Add Reference;
- Add Characteristics Data;
- Change Reference Related Codes;
- Change Characteristics Data;
- Change NSC/INC;
- Delete Reference;
- Delete Characteristics Data.

#### Container Reinstate

- Reinstate NIIN and Register User action.

The “Electronic Statistics Report No 3 (ESR3) on manual maintenance transactions” is to be included as a standing item in the agendas of Main Group and Panel A meetings.

**NOTE:** The monitoring of NSN cancellations has not been included because the MG option to OCT simple chat should not allow to provide necessary data to efficiently monitor the stats on NSN cancellation through the ESR3 or it would lead more complexity in the MIS development for a non-significant added value.

### **476.3.3 Action to be taken by NSPA or ESR3 submitting authority**

476.3.3.1 NSPA will update the MIS on a monthly basis.

### **476.3.4 Action to be taken by nations**

476.3.4.1 Once MIS has been updated with the latest reports, nations have to analyse their own figures.

476.3.4.2 After evaluation of the results, if those are not good enough the nation will investigate its national process in order to move back to the expected standard.

**476.3.5 Reports at the AC/135 meetings**

- 476.3.5.1 All nations called upon by the Chairman Panel A regarding Red Lights on ESR3 reports have to report on action plans and maintenance undertaken at the appropriate action serial in the Panel A agenda.
- 476.3.5.2 The Chairman Panel A shall report on problems revealed and provide his analysis to nations at each Panel A meeting.
- 476.3.5.3 The Chairman Panel A shall report on problems revealed and provide his analysis to NCB Directors at each Main Group meeting.
- 476.3.5.4 The national representatives concerned shall inform the Group on actions intended to be taken for elimination of individual problem cases.
- 476.3.5.5 The Report on foreign NSN manual maintenance Requests is to be included as a standing item in the agendas of Main Group and Panel A meetings.



#### **476.4 Electronic Statistics Report No. 4 – (ESR4) on direct codification**

- 476.4.1 A bi-annual reporting for direct codification performed for export contracts is established, specifying contracting nations and number of assigned NSNs and the number of rejected Assign NIIN and Register User requests. The data shall be retrieved from the reporting period.
- 476.4.2 The aim of the “Electronic Statistics Report No 4 (ESR4) on direct codification is to measure the effort of codification performed by an NCB for foreign forces outside of the standard (Assign NIIN and Register User Requests actions) process.
- 476.4.3 The “Electronic Statistics Report No 4 (ESR4) on direct codification” is to be included as a standing item in the agendas of Main Group and Panel A meetings.
- 476.4.4 A current copy of this report is to be found on the NATO Automated Business System (NABS) in the “AC135 Forms” folder. This report shall be compiled in accordance with instructions given on the ESR4 worksheet titled “User Instructions”.

**NOTE:** The report is to be prepared by NATO and TIER 2 sponsored countries, only. This report is mandatory.

#### **476.4.5 Action to be taken by NSPA**

- 476.4.5.1 In order to make an assessment on direct codification, concerned nations and number of assigned NSNs, NSPA shall produce a consolidated ESR4 report on the basis of all ESR4 reports provided by nations.

#### **476.4.6 Action to be taken by nations**

- 476.4.6.1 The bi-annual ESR4 report by countries has to be submitted through NABS not later than 31<sup>st</sup> January and 31<sup>st</sup> July each year.
- 476.4.6.2 The report of JANUARY will cover the NSNs assigned for direct codification during the period of 1<sup>st</sup> July to 31<sup>st</sup> December of the previous year. Similarly, the report of JULY will cover the NSNs assigned for direct codification during the period 1<sup>st</sup> January to 30<sup>th</sup> June of the same year.

#### **476.4.7 Reports at the AC/135 meetings**

- 476.4.7.1 NSPA shall present a summary report of the consolidated ESR4 at the next AC/135 Panel A meeting.
- 476.4.7.2 Panel A Chairman shall report this codification process for export, to AC/135 Panel A at each meeting.
- 476.4.7.3 Panel A Chairman shall report this codification process for export, to AC/135 Main Group at each meeting.

## Sub-Section 477- Data Quality Reports

### 477.1 NSN Quality Controls (QC)

To ensure the integrity of the data contained in the NTIR database, NSPA will run on a regular basis the following series of data quality controls programs on:

- Identification Data, Classification Data, Reference Data, Characteristics Data on NSNs with NIIN SC = 0, 1, 6 and 9;
- User Data on NSNs with NIIN SC = 0, 1 and 9;
- Cancellation Data on NSNs with NIIN SC = 3, 4, 5, 7, 8 and 9;
- NCAGE Data on NCAGE codes with NCAGE SD Code = A, C, E, M, T, U, W and Y.

477.1.1 The detailed results of the QC is integrated in AC/135 MIS Anomaly Reports.

477.1.2 Key Performance Indicators (KPI) is calculated just on NSNs with NIIN SC = 0 and 1.

477.1.3 Weight factors are used for KPI calculation. Each QC has been assigned one of the following weight factors:

<b>5</b>	<b>VERY IMPORTANT</b>	Observed anomalies have a direct influence on the quality and therefore should be corrected as soon as possible.
<b>2</b>	<b>IMPORTANT</b>	Observed anomalies have a lesser influence on the quality and therefore should be corrected in midterm (3 to 6 months).
<b>1</b>	<b>NORMAL</b>	Observed anomalies should be corrected whenever possible.
<b>0</b>	<b>WARNING</b>	Observed anomalies should be corrected whenever possible. The severity is so low that it will not be counted in any KPI.

477.1.4 QC consist of the reports generated for all nations and performed on a monthly basis.

477.1.5 Data Quality Reports are accessible within AC/135 MIS.

## 477.2 NSN Quality Controls Table

The following table provides details of the quality controls performed on NSNs that are part of NTIR database.

NSN QC Reports are accessible within AC/135 Management Information System (MIS). NSPA updates the reports monthly.

Check Ref.	Weight Factor	Data Element	DRN	Check description
<b>Identification Data</b>				
W-0167-1	2	DEMIL Code	0167	Invalid Demilitarization Code
<i>Parameters</i>	<i>DEMIL Code is not defined in ACodP-1, Annex G30 - Table 41 - Demilitarization Code</i> <u>NSPA reports the issue to the NSN owner.</u>			
W-2670-1	2	NIIN SC	2670	Invalid NIIN Status Code (0, 1, 3, 4, 5, 6, 7, 8, 9)
<i>Parameters</i>	<i>NIIN Status Code &lt;&gt; 0 or 1 or 3 or 4 or 5 or 6 or 7 or 8 or 9</i> <u>NSPA reports the issue to the NSN owner.</u>			
W-2670-2	1	NIIN SC	2670	NIIN SC 0, 1, 9 without Users
<i>Parameters</i>	<i>NIIN with NIIN SC 0, 1, 9 has no user(s).</i> <u>NSPA reports the issue to the NSN owner.</u>			
W-2670-3	1	NIIN SC	2670	NIIN SC 3,4,5,6,7 or 8 with Users
<i>Parameters</i>	<i>NIIN with NIIN SC 3,4,5,6,7 or 8 has User(s)</i> <u>NSPA reports the issue to the NSN owner.</u>			
W-4080-1	1	INC	4080	Name represented by INC 77777 <> Value of MRC NAME (19 characters) with MODE_CODE = E
<i>Parameters</i>	<i>INC = 77777</i> <i>Mode Code in Characteristics Data = E</i> <i>Value of Coded Data in Characteristics Data for MRC NAME from position 1 to 19 is different than the Non-Approved Item Name</i> <u>NSPA reports the issue to the NSN owner.</u>			

Check Ref.	Weight Factor	Data Element	DRN	Check description
W-4080-2	5	INC	4080	Invalid Item Name Code
<i>Parameters</i>	<p><i>INC is not in DB2 Table 098 'NAMES_BY_TYPE'</i></p> <p><i>INC is not numeric</i></p> <p><i>INC is not active</i></p> <p><i>INC is blank</i></p> <p><u>NSPA reports the issue to the NSN owner.</u></p>			
W-4080-3	1	INC	4080	INC value <> value of MRC NAME
<i>Parameters</i>	<p><i>INC &lt;&gt; 77777</i></p> <p><i>INC is numeric</i></p> <p><i>INC value in Identification Data &lt;&gt; MRC NAME value in Characteristics Data</i></p> <p><u>NSPA reports the issue to the NSN owner.</u></p>			
W-4080-4	1	INC	4080	INC exists, but MRC NAME not approved INC format
<i>Parameters</i>	<p><i>INC &lt;&gt; 77777</i></p> <p><i>INC &lt;&gt; MRC NAME value in Characteristics Data</i></p> <p><i>MRC NAME value in Characteristics Data is not numeric</i></p> <p><u>NSPA reports the issue to the NSN owner.</u></p>			
W-4080-5	0	INC	4080	INC 77777, but MRC NAME = approved INC format
<i>Parameters</i>	<p><i>INC = 77777</i></p> <p><i>MRC NAME value in Characteristics Data &lt;&gt; 77777</i></p> <p><i>MRC NAME value in Characteristics Data is formatted as an approved INC ([0-9][0-9][0-9][0-9][0-9])</i></p> <p><u>NSPA reports the issue to the NSN owner.</u></p>			
W-4080-6	0	INC	4080	INC 77777 and MRC NAME = 77777
<i>Parameters</i>	<p><i>INC = 77777</i></p> <p><i>MRC NAME Value in Characteristics Data = 77777</i></p> <p><u>NSPA reports the issue to the NSN owner.</u></p>			

Check Ref.	Weight Factor	Data Element	DRN	Check description
W-4080-7	1	INC	4080	INC 77777, but MRC NAME (MODE_CODE <> E) reply 5 characters (not INC and not 77777)
Parameters	<p><i>INC = 77777</i></p> <p><i>Mode Code (MRC NAME) in Characteristics Data &lt;&gt; E</i></p> <p><i>MRC NAME value in Characteristics Data is not formatted as an approved INC ([0-9][0-9][0-9][0-9][0-9])</i></p> <p><i>MRC NAME value length in Characteristics Data is exactly 5 characters</i></p> <p><u>NSPA reports the issue to the NSN owner.</u></p>			
	1	INC	4080	INC 77777, but MRC NAME (MODE_CODE <> E) reply > 5 characters
Parameters	<p><i>INC = 77777</i></p> <p><i>Mode Code (MRC NAME) in Characteristics Data &lt;&gt; E</i></p> <p><i>MRC NAME value length in Characteristics Data is more than 5 characters</i></p> <p><u>NSPA reports the issue to the NSN owner.</u></p>			
W-4080-9	0	INC	4080	INC is AEUSA
Parameters	<p><i>INC is All Except USA (Tabl098)</i></p> <p><u>NSPA reports the issue to the NSN owner.</u></p>			
W-4765-1	5	RPDMRC	4765	Invalid Reference or Partial Descriptive Method Reason Code
Parameters	<p><i>RPDMRC not defined in ACodP-1, Annex G8, Table 11</i></p> <p><u>NSPA reports the issue to the NSN owner.</u></p>			
W-4765-2	2	RPDMRC	4765	No Reference or Partial Descriptive Method Reason Code and TIIC is not 1, K or L
Parameters	<p><i>TIIC &lt; &gt; 1, K or L</i></p> <p><i>No RPDMRC</i></p> <p><u>NSPA reports the issue to the NSN owner.</u></p>			
W-4820-1	5	TIIC	4820	Invalid Type of Item Identification Code
Parameters	<p><i>TIIC not defined in ACodP-1, Annex G7, Table 10</i></p> <p><u>NSPA reports the issue to the NSN owner.</u></p>			

Check Ref.	Weight Factor	Data Element	DRN	Check description
W-4820-2	1	TIIC	4820	TIIC = 2, but Characteristics Data is available in NTIR
<i>Parameters</i>	<i>TIIC = 2</i> <i>Characteristics Data related to the NSN found</i> <u>NSPA reports the issue to the NSN owner.</u>			
W-4820-3	2	TIIC	4820	TIIC <> 2, but no Characteristics Data is available (excluded NSNs if PRPY = PACS)
<i>Parameters</i>	<i>TIIC &lt;&gt; 2</i> <i>TIIC is not blank</i> <i>no Characteristics Data found related to the NSN</i> <i>PRPY &lt;&gt; PACS</i> <u>NSPA reports the issue to the NSN owner.</u>			
W-4820-4	1	TIIC	4820	TIIC = L (1B) or N (4B), but MRC ZZZY is missing (excluded NSNs if PRPY = PACS or PRPY = ZZZY)
<i>Parameters</i>	<i>TIIC = L or N</i> <i>MRC ZZZY missing</i> <i>PRPY &lt;&gt; PACS</i> <i>PRPY &lt;&gt; ZZZY</i> <u>NSPA reports the issue to the NSN owner.</u>			
W-4820-5	2	TIIC	4820	TIIC = 1, K (1A) or L (1B), but not all of the mandatory MRCs and associated relations are answered. <ul style="list-style-type: none"> <li>all mandatory MRC from DB2 table 120 must be replied</li> <li>all "secondary mandatory" MRC from DB2 table 121 must be replied (code "LGB" in DB2 table 121)</li> </ul>

Check Ref.	Weight Factor	Data Element	DRN	Check description
Parameters				<p>1. Match INC_4080 and MRC_3445 from NSN to DB2 table 120 on INC_4080 and MRC_3445 and where DRN MRC_IND_CD_8450 is = 1 (Mandatory)</p> <p>2. Match INC_4080 and MRC_3445 from DB2 table 120 to corresponding row on DB2 table 121 where DIC_3920 is = LGB (relationship exists)</p> <p>2a. If LGB row does NOT exist there is no relationship, move on to next MRC on NSN ensuring the MRC from previous step (DB2 table 120) was answered on NSN</p> <p>3. Match INC_4080 and MRC_3445 from DB2 table 120 to corresponding row on DB2 table 121 where DIC_3920 is = LGB (relationship exists)</p> <p>3a. If LGB row exists, parse ED_CRITE_STMT_4129 to determine relationship requirement</p> <p>3a1. If ED_CRITE_STMT_4129 begins with open parenthesis followed by a colon (: the relationship is enforced based on the reply code answered for that MRC. The Reply Code from the NSN must be found within the ED_CRITE_STMT_4129. Once the reply has been found, locate the colon within that statement and immediately following are the MRCs that are required to be answered in order to satisfy that requirement. Example: (:1A;1B;1C:SFTT,HUES) (:11A;12A;13B:ABHP,ABJL)</p> <p>3a2. If ED_CRITE_STMT_4129 begins with open parenthesis followed by an alpha character, the relationship is based on any reply. The ED_CRITE_STMT_4129 will only contain the MRC(s) that are required to be answered in order to satisfy the requirement. Example: (MATT,SFTT)</p> <p>4. Repeat until all MRCs on NSN have been evaluated</p> <p><b>Outcome</b></p> <p>If all MRCs having a MRC_IND_CD_8450 of 1 have been answered and not all MRCs associated to those MRCs having a DIC_3920 of LGB are answered, the NSN must be downgraded</p> <p><b>Prerequisites</b></p> <p>1. Standard MRCs should be ignored. List of Standard MRCs as per ACodP-1 Table 139 – Master Requirement Code (MRC) (no restriction scope) + MRC NAME</p> <p>2. AEUSA: ignore the MRCs belonging to INCs with the remark: All except USA. [ItemNameTypeCode] = '2'; AEUSA: CODE 2, ALL EXCEPT USA (NATO USE ONLY)</p> <p>3. NSNs containing PRPY = PACS will be ignored</p> <p>4. Ignore NSNs with non-approved Item name (INC 77777)</p> <p><u>NSPA reports the issue to the NSN owner.</u></p>

Check Ref.	Weight Factor	Data Element	DRN	Check description
W-4820-6	5	TIIC	4820	TIIC = 1, K (1A) or L (1B), but INC = 77777
<i>Parameters</i>	<i>TIIC = 1 or K (1A) or L (1B)</i> <i>INC = 77777</i> <i>NIIN SC = 0 (Zero)</i> <u>NSPA reports the issue to the NSN owner.</u>			
W-8712-1	5	Date Last Changed NIIN Record	8712	Invalid Date Last Changed NIIN Record
<i>Parameters</i>	<i>Data Last Changed NIIN Record is lower than Date, NIIN Assignment (DRN 8757)</i> <u>NSPA reports the issue to the NSN owner.</u>			
W-8757-1	5	Date, NIIN Assignment	8757	Invalid Date, NIIN Assignment
<i>Parameters</i>	<i>Date, NIIN Assignment is the future one</i> <u>NSPA reports the issue to the NSN owner.</u>			
<b>Classification Data</b>				
W-3990-1	5	NSC	3990	NSC is not an active NSC in U.S. DB2 table 076 or doesn't exist
<i>Parameters</i>	<i>NSC is not an active NSC in DB2 Table 076 or doesn't exist</i> <u>NSPA reports the issue to the NSN owner.</u>			
W-3990-2	5	NSC	3990	Invalid NSC/INC combination
<i>Parameters</i>	<i>Invalid NSC/INC combination (comparison with Name &amp; Class Look Up - ACodP-2/3)</i> <u>NSPA reports the issue to the NSN owner.</u>			
<b>User Data</b>				
W-8709-1	1	Source Code	8709	Invalid 3-letter ISO Country Code (not related to a NATO/Tier 2/Tier 1 or NSPA)
<i>Parameters</i>	<i>3-letter ISO Country Code not defined in ACodP-1, Annex G13, Table 18</i> <u>NSPA reports the issue to the NSN owner.</u>			



Check Ref.	Weight Factor	Data Element	DRN	Check description
<b>Reference Data</b>				
W-2640-1	5	DAC	2640	Invalid Document Availability Code
<i>Parameters</i>	<i>DAC not defined in ACodP-1, Annex G2, Table 05</i> <u>NSPA reports the issue to the RNAAC.</u> <i>If the RNAAC is not a registered user, NSPA reports to the NSN owner.</i>			
W-2750-1	2	RNJC	2750	Invalid Reference Number Justification Code
<i>Parameters</i>	<i>RNJC not defined in ACodP-1, Annex G3, Table 06</i> <u>NSPA reports the issue to the RNAAC.</u> <i>If the RNAAC is not a registered user, NSPA reports to the NSN owner.</i>			
W-2910-1	5	RNCC	2910	Invalid Reference Number Category Code
<i>Parameters</i>	<i>RNCC not defined in ACodP-1, Annex G5, Table 08</i> <u>NSPA reports the issue to the RNAAC.</u> <i>If the RNAAC is not a registered user, NSPA reports to the NSN owner.</i>			
W-2910-2	2	RNCC	2910	NCAGE Code is listed in ACodP-1, Chapter II, <u>ANNEX A</u> and RNCC <> 6
<i>Parameters</i>	<i>NCAGE Code listed in ACodP-1, Chapter 2, Annex A</i> <i>RNCC &lt;&gt; 6</i> <u>NSPA reports the issue to the RNAAC.</u> <i>If the RNAAC is not a registered user, NSPA reports to the NSN owner.</i>			
W-2910-3	2	RNCC	2910	NCAGE Code is neither listed in ACodP-1, Chapter II, <u>ANNEX A</u> nor in CodSP-25 and RNCC = 6
<i>Parameters</i>	<i>NCAGE Code not listed in ACodP-1, Chapter 2, Annex A (excluding INTE8 and INTE9)</i> <i>NCAGE Code not listed in CodP-25</i> <i>RNCC = 6</i> <u>NSPA reports the issue to the RNAAC.</u> <i>If the RNAAC is not a registered user, NSPA reports to the NSN owner.</i>			

Check Ref.	Weight Factor	Data Element	DRN	Check description
W-2920-1	5	RNFC	2920	Invalid Reference Number Format Code
<i>Parameters</i>	<p><i>RNFC not defined in ACodP-1, Annex G6, Table 09</i></p> <p><u>NSPA reports the issue to the RNAAC.</u></p> <p><u>If the RNAAC is not a registered user, NSPA reports to the NSN owner.</u></p>			
W-2923-1	5	RNSC	2923	Invalid Reference Number Status Code
<i>Parameters</i>	<p><i>RNSC not defined in ACodP-1, Annex G11, Table 14</i></p> <p><u>NSPA reports the issue to the RNAAC.</u></p> <p><u>If the RNAAC is not a registered user, NSPA reports to the NSN owner.</u></p>			
W-4140-1	2	NCAGE Code	4140	NCAGE Code = INTE9. The link between interchangeable NSNs is indicated in one direction only. The reverse link is missing.
<i>Parameters</i>	<p><i>NCAGE Code = INTE9</i></p> <p><i>Crunched Reference exists at active NSN</i></p> <p><i>Crunched Reference (no spaces and special characters, only A-Z 0-9) is not referenced in NSN data record with NCAGE Code = INTE9</i></p> <p><u>NSPA reports the issue to the RNAAC.</u></p> <p><u>If the RNAAC is not a registered user, NSPA reports to the NSN owner.</u></p>			
W-4780-1	5	RNVC	4780	Invalid Reference Number Variation Code
<i>Parameters</i>	<p><i>RNVC not defined in ACodP-1, Annex G9, Table 12</i></p> <p><u>NSPA reports the issue to the RNAAC.</u></p> <p><u>If the RNAAC is not a registered user, NSPA reports to the NSN owner.</u></p>			
W-8733-1	0	RN	8733	Invalid characters (lower case letter included) in Reference Number. See ACodP-1, Chapter IV, Annex B2
<i>Parameters</i>	<p><i>Reference Number contains invalid characters that are not part of Annex B2.</i></p> <p><u>NSPA reports the issue to the RNAAC.</u></p> <p><u>If the RNAAC is not a registered user, NSPA reports to the NSN owner.</u></p>			

Check Ref.	Weight Factor	Data Element	DRN	Check description
W-8733-2	1	RN	8733	Space "blank" in first position and/or two or more consecutive spaces "blanks" in Reference Number
<i>Parameters</i>	<p><i>The first character in Reference Number is a blank and/or Reference Number contains two or more consecutive blank spaces</i></p> <p><u>NSPA reports the issue to the RNAAC.</u></p> <p><u>If the RNAAC is not a registered user, NSPA reports to the NSN owner.</u></p>			
W-8733-3	2	RN	8733	Crunched Reference Number (no spaces and special characters, only A-Z 0-9) recorded with NCAGE Code "INTE9" doesn't match with an active NSN
<i>Parameters</i>	<p><i>NCAGE Code = INTE9</i></p> <p><i>Crunched Reference is not found in NTIR at NSNs with SC = 0, 1, 6 and 9</i></p> <p><u>NSPA reports the issue to the RNAAC.</u></p> <p><u>If the RNAAC is not a registered user, NSPA reports to the NSN owner.</u></p>			
W-8733-4	5	RN	8733	Reference Number having "-" in position 60, position 1 to 59 <> reply position 1 to 59 of Characteristics Data MRC ELRN
<i>Parameters</i>	<p><i>Position 60 of Reference Number = '-'</i></p> <p><i>RN string from position 1 to 59 &lt;&gt; MRC ELRN value from position 1 to 59</i></p> <p><i>The NCAGE code can be included in the ELRN, if there is more than one ELRN</i></p> <p><u>NSPA reports the issue to the RNAAC.</u></p> <p><u>If the RNAAC is not a registered user, NSPA reports to the NSN owner.</u></p>			
W-8733-5	2	RN	8733	MRC ELRN in Characteristics Data exists, but no Reference Number with "-" in position 60
<i>Parameters</i>	<p><i>Position 60 of Reference Number &lt;&gt; '-'</i></p> <p><i>Data found for MRC ELRN in Characteristics Data</i></p> <p><u>NSPA reports to the NSN owner.</u></p>			
W-8733-6	5	RN	8733	Reference Number with "-" in position 60 exists, but no MRC ELRN in Characteristics Data (excluded NSNs if PRPY = PACS or PRPY = ELRN)
<i>Parameters</i>	<p><i>Reference Number "-" in position 60, but no MRC ELRN in Characteristics Data (excluded NSNs if PRPY = PACS or PRPY = ELRN)</i></p> <p><u>NSPA reports the issue to the NSN owner.</u></p>			

Check Ref.	Weight Factor	Data Element	DRN	Check description
W-8750-1	5	RNAAC	8750	RNAAC is not agreed 3-letter ISO Country Code
<i>Parameters</i>	<p><i>3-letter ISO Country Code not defined in ACodP-1 Annex G13, Table 18</i></p> <p><u>NSPA reports the issue to the NSN owner.</u></p>			
W-8754-1	1	REF	8754	Reference with NCAGE Code = IREF0 recorded in conjunction with other Primary Reference(s) (RNCC 1, 2, 3 or 4)
<i>Parameters</i>	<p><i>NCAGE Code = IREF0</i></p> <p><i>Reference with NCAGE Code &lt;&gt; IREF0 and RNCC = (1 or 2 or 3 or 4) exists</i></p> <p><u>NSPA reports the issue to the RNAAC.</u></p> <p><u>If the RNAAC is not a registered user, NSPA reports to the NSN owner.</u></p>			
W-8754-2	5	REF	8754	NSN without any primary reference (no RNCC 1, 2, 3 or 4) and Type II Code <> 1
<i>Parameters</i>	<p><i>Type II Code &lt;&gt; 1</i></p> <p><i>and</i></p> <p><i>there is no RNCC = 1 or 2 or 3 or 4</i></p> <p><u>NSPA reports to the NSN owner.</u></p>			
W-8754-3	5	REF	8754	NSN without any reference and Type II Code <> 1
<i>Parameters</i>	<p><i>Type II Code &lt;&gt; 1</i></p> <p><i>and</i></p> <p><i>there is no Reference</i></p> <p><u>NSPA reports to the NSN owner.</u></p>			
W-8754-4	2	REF	8754	Primary Reference (RNCC 1, 2, 3 or 4) recorded in NTIR with NCAGE Type of Entity Code = F
<i>Parameters</i>	<p><i>NCAGE TOEC = F</i></p> <p><i>and</i></p> <p><i>there exists Reference with RNCC = 1 or 2 or 3 or 4 recorded</i></p> <p><u>NSPA reports the issue to the RNAAC.</u></p> <p><u>If the RNAAC is not a registered user, NSPA reports to the NSN owner.</u></p>			

Check Ref.	Weight Factor	Data Element	DRN	Check description
W-8754-5	2	REF	8754	Reference recorded in NTIR with NCAGE Type of Entity Code = G
<i>Parameters</i>	<p><i>NCAGE TOEC = G</i></p> <p><i>and</i></p> <p><i>Reference recorded</i></p> <p><u>NSPA reports the issue to the RNAAC.</u></p> <p><u>If the RNAAC is not a registered user, NSPA reports to the NSN owner.</u></p>			
W-8754-6	5	REF	8754	Obsolete/replaced NCAGE Code (NCAGESD Code = F, H, N, P or R) on Reference coded with RNVC <> 9 and/or RNSC <> B
<i>Parameters</i>	<p><i>Obsolete/replaced NCAGE Code (NCAGESD Code = F, H, N, P or R) on Reference coded with RNVC &lt;&gt; 9 and/or RNSC &lt;&gt; B</i></p> <p><u>NSPA reports the issue to the RNAAC.</u></p> <p><u>If the RNAAC is not a registered user, NSPA reports to the NSN owner.</u></p>			
W-8754-7	1	REF	8754	Reference with NCAGE Code = IREF0 - Non valid combination of related codes (valid combination is RNCC=3, RNVC=2, DAC=9, RNFC=4, RNSC=B)
<i>Parameters</i>	<p><i>NCAGE Code = IREF0</i></p> <p><i>NOT (RNCC = 3 and RNVC = 2 and DAC = 9 and RNFC = 4 and RNSC = B).</i></p> <p><u>NSPA reports the issue to the RNAAC.</u></p> <p><u>If the RNAAC is not a registered user, NSPA reports to the NSN owner.</u></p>			
W-8754-8	1	REF	8754	Invalid format of Reference Number related to the NCAGE Code IREF0 (<>NO PRIMARY REF **-***-****)
<i>Parameters</i>	<p><i>NCAGE Code = IREF0</i></p> <p><i>Reference Number is not like NO PRIMARY REF **-***-**** where * is a numeric.</i></p> <p><u>NSPA reports the issue to the RNAAC.</u></p> <p><u>If the RNAAC is not a registered user, NSPA reports to the NSN owner.</u></p>			

Check Ref.	Weight Factor	Data Element	DRN	Check description
W-8754-9	1	REF	8754	Reference with NCAGE Code = INTE8 or INTE9 - Non valid combination of related codes (valid combination is RNCC=6, RNVC=9, DAC=9, RNFC=4, RNSC=B)
<i>Parameters</i>	<p><i>NCAGE Code = 'INTE8' or 'INTE9'</i></p> <p><i>NOT (RNCC=6, RNVC=9, DAC=9, RNFC=4, RNSC=B).</i></p> <p><u>NSPA reports the issue to the RNAAC.</u></p> <p><u>If the RNAAC is not a registered user, NSPA reports to the NSN owner.</u></p>			
W-8754-10	1	REF	8754	Invalid format of Reference Number related to the NCAGE Code INTE8 and INTE9 (<>**_***_****)
<i>Parameters</i>	<p><i>NCAGE Code = 'INTE8' or 'INTE9'</i></p> <p><i>Reference Number is not like **_***_****.</i></p> <p><u>NSPA reports the issue to the RNAAC.</u></p> <p><u>If the RNAAC is not a registered user, NSPA reports to the NSN owner.</u></p>			

Check Ref.	Weight Factor	Data Element	DRN	Check description
<b>Characteristics Data</b>				
W-0766-1	0	ISAC	0766	Identified Secondary Address Code (ISAC) reply is not allowed in the Edit Guide (DB2 table 121)
Parameters	<p>1. Match INC_4080 and MRC_3445 from NSN to corresponding row on DB2 table 121 where DIC_3920 is = LGC (ISAC requirements)</p> <p>1a. If no LGC row exists, ISAC is not allowed for MRC at all, ISAC must be removed from MRC</p> <p>1b. If LGC row exists, determine value in ISAC_LMTN_CD_0825:</p> <p>1b1. If value is T1, the ISAC response must consist of a "1" and one alpha (example: 1A)</p> <p>1b2. If value is R2, the ISAC response must consist of a "2" and two alpha (example: 2AA)</p> <p>1b3. If value is R3, the ISAC response must consist of a "3" and three alpha (example: 3AAA)</p> <p>1c. Once ISAC_LMTN_CD_0825 has been determined:</p> <p>1c1. Parse ED_CRITE_STMT_4129 based on ISAC_LMTN_CD_0825, alpha response only</p> <p>Example: ABCDEF would parse to A B C D E F  Example: AAABACADAEAFAG would parse to AA AB AC AD AE AF AG  Example: AAAABAACAAD would parse to AAA AAB AAC AAD</p> <p>1c2. Match alpha response from ISAC reply on NSN one of the parsed replies from ED_CRITE_STMT_4129</p> <p>Outcome</p> <p>If alpha response from ISAC reply on NSN does not match one of the parsed replies the NSN is in error</p> <p>Prerequisites</p> <ol style="list-style-type: none"> <li>Standard MRCs should be ignored. List of Standard MRCs as per ACodP-1 Table 139 – Master Requirement Code (MRC) (no restriction scope) + MRC NAME</li> <li>AEUSA: ignore the MRCs belonging to INCs with the remark: All except USA. [itemNameTypeCode] = '2'; AEUSA: CODE 2, ALL EXCEPT USA (NATO USE ONLY)</li> <li>NSNs containing PRPY = PACS will be ignored</li> <li>Ignore NSNs with non-approved Item name (INC 77777)</li> </ol> <p><u>NSPA reports the issue to the NSN owner.</u></p>			

Check Ref.	Weight Factor	Data Element	DRN	Check description
W-0766-2	0	ISAC	0766	ISAC decode table is not present in the Edit Guide (DB2 table120)
Parameters	<p>1. Match INC_4080 and MRC_3445 having answered ISAC on NSN to corresponding row on DB2 table 120</p> <p>2. Determine, if ISAC table number is present (4 digit numeric response) in RPLY_TBL_DCOD_3845</p> <p>Outcome</p> <p>If RPLY_TBL_DCOD_3845 is empty, ISAC must be removed from the NSN and Edit Guide. Decode is not possible</p> <p>Prerequisites:</p> <p>1. Standard MRCs should be ignored. List of Standard MRCs as per ACodP-1 Table 139 – Master Requirement Code (MRC) (no restriction scope) + MRC NAME</p> <p>2. AEUSA: ignore the MRCs belonging to INCs with the remark: All except USA. [ItemNameTypeCode] = '2'; AEUSA: CODE 2, ALL EXCEPT USA (NATO USE ONLY)</p> <p>3. NSNs containing PRPY = PACS will be ignored</p> <p>4. Ignore NSNs with non-approved Item name (INC 77777)</p> <p><u>NSPA reports the issue to the NSN owner.</u></p>			
W-3445-1	2	MRC	3445	Master Requirement Code is not included in the U.S. Master Requirement Directory file MRD0107
Parameters	<p>MRC is not included in the U.S. DB2 Table MRD0107</p> <p><u>NSPA reports the issue to the NSN owner.</u></p>			
W-3445-2	2	MRC	3445	Duplicate MRC without secondary coding (except MRC TEXT, NAME, FEAT)
Parameters	<p>MRC &lt;&gt; TEXT</p> <p>MRC &lt;&gt; NAME</p> <p>MRC &lt;&gt; FEAT</p> <p>Mode Code is A, B, D, E, G, K or L</p> <p>Duplicate found</p> <p><u>NSPA reports the issue to the NSN owner.</u></p>			
W-3445-3	0	MRC	3445	Drawing data is not present in the Edit Guide (DB2 table 131)



Check Ref.	Weight Factor	Data Element	DRN	Check description
Parameters				<p>1. Match INC_4080, MRC_3445 where the MODE_CD_XXXX = L from the NSN to the INC_4080, MRC_3445 on DB2 table 131. A value of MODE_CD_XXXX = L from the NSN can contain several values separated by \$\$</p> <p>2. The reply code on the NSN should match one of the STYL_NBR_FIIG_0768 values for that INC</p> <p>Outcome</p> <p>If the reply code does not have a match on DB2 table 131 the NSN is in error</p> <p>Prerequisites:</p> <p>1. Standard MRCs should be ignored. List of Standard MRCs as per ACodP-1 Table 139 – Master Requirement Code (MRC) (no restriction scope) + MRC NAME</p> <p>2. AEUSA: ignore the MRCs belonging to INCs with the remark: All except USA. [ItemNameTypeCode] = 2; AEUSA: CODE 2, ALL EXCEPT USA (NATO USE ONLY).</p> <p>3. NSNs containing PRPY = PACS will be ignored</p> <p>4. Ignore NSNs with non-approved Item name (INC 77777)</p> <p><u>NSPA reports the issue to the NSN owner.</u></p>
W-3445-4	0	MRC	3445	MRC is not present in the Edit Guide (DB2 table 120)
Parameters				<p>Match INC_4080 and MRC_3445 on DB2 table 120</p> <p>Outcome</p> <p>If the MRC from the NSN does not have a match on DB2 table 120 the NSN is in error</p> <p>Prerequisites:</p> <p>1. Standard MRCs should be ignored. List of Standard MRCs as per ACodP-1 Table 139 – Master Requirement Code (MRC) (no restriction scope) + MRC NAME</p> <p>2. AEUSA: ignore the MRCs belonging to INCs with the remark: All except USA [ItemNameTypeCode] = 2; AEUSA: CODE 2, ALL EXCEPT USA (NATO USE ONLY)</p> <p>3. NSNs containing PRPY = PACS will be ignored</p> <p>4. Ignore NSNs with non-approved Item name (INC 77777)</p> <p><u>NSPA reports the issue to the NSN owner.</u></p>
W-3445-5	0	MRC	3445	Reply code is not available in the Edit Guide (DB2 table 121). (for MRC with Mode Code = D, H or J only)

Check Ref.	Weight Factor	Data Element	DRN	Check description
Parameters				<p>1. Match INC_4080, MRC_3445 from DB2 table 121 where the MODE_CODE_ XXXX = D, H, or J and the DIC_3920 = 'LGA' on DB2 table 121</p> <p>2. Match reply code from NSN to reply within the ED_CRITE_STMT_4129 (MRCs in black, MODE_CODE underscored)</p> <p>2a. Example Reply for D Mode: MATTDST0000</p> <p>2b. Statement example for D Mode (:ST0000;AL0000;CP0000)</p> <p>2c. Statement example for H Mode (:ALQ;ABH;BKR/:HE;BU;SL). H Mode uses two separate reply tables to answer the MRC. The Replies are "pushed" together to form one response for the MRC. Examples KATRHALQHE</p> <p>2d. Statement example for J Mode (:A/:A;B;C/BAA)(:L/:A;B;C/BAA). This statement is giving the user two options. If they start their reply to that MRC with the Reply Code of A then they need to follow the first reply string. If they start their reply to that MRC with the Reply Code of L then they need to follow the second string. J Mode codes usually use two separate reply tables as well as require a decimal value at the end of the reply. Example ABHPJAB0.005 or ABHPJAB0.005\$\$JAC1.000. In addition, any time a colon is used a reply code will always follow. If following a forward slash there is no colon then the alpha positions that follow are Mode Context Codes, NOT reply codes</p> <p>Outcome</p> <p>If the MRC from the NSN does not have a match on replies entered on DB2 table 121 the NSN is in error</p> <p>Prerequisites:</p> <p>1. Standard MRCs should be ignored. List of Standard MRCs as per ACodP-1 Table 139 – Master Requirement Code (MRC) (no restriction scope) + MRC NAME</p> <p>2. AEUSA: ignore the MRCs belonging to INCs with the remark: All except USA. [ItemNameTypeCode] = '2'; AEUSA: CODE 2, ALL EXCEPT USA (NATO USE ONLY)</p> <p>3. NSNs containing PRPY = PACS will be ignored</p> <p>4. Ignore NSNs with non-approved Item name (INC 77777)</p> <p>NSPA reports the issue to the NSN owner.</p>
W-3465-1	2	Coded Reply	3465	1st Character of the Reply is "blank"
Parameters				<p>1st Character of the Reply is "blank"</p> <p>NSPA reports the issue to the NSN owner.</p>
W-3465-2	2	Coded Reply	3465	Two or more consecutive "blanks" in the Reply

Check Ref.	Weight Factor	Data Element	DRN	Check description
<i>Parameters</i> <i>Two or more consecutive blank spaces in the Coded Reply</i> <u>NSPA reports the issue to the NSN owner.</u>				
W-3465-3	1	Coded Reply	3465	Reply not correctly formatted: <ul style="list-style-type: none"> <li>If Mode Code=B, then reply format: [M] digit (.) digit</li> <li>If Mode Code=F, then reply format: (M or P) digit (.) digit / (M or P) digit (.) digit</li> </ul>
<i>Parameters</i> <i>If Mode Code = B and reply format not [M] digit (.) digit</i> <i>If Mode Code = F and reply format not (M or P) digit (.) digit / (M or P) digit (.) digit</i> <u>NSPA reports the issue to the NSN owner.</u>				
W-3465-4	0	Coded Reply	3465	No reply is provided
<i>Parameters</i> <i>Characteristics Data exists</i> <i>Value of Coded Characteristics Data is blank</i> <u>NSPA reports the issue to the NSN owner.</u>				
W-3465-5	2	Coded Reply	3465	Redundant replies example: <MRC_3445>AAJF</MRC_3445> <MODE_CODE_4735>D</MODE_CODE_4735> <AND_OR_REPLY> <CODED_REPLY_3465>AAL</CODED_REPLY_3465 > <OPERATOR_8701>OR</OPERATOR_8701> <CODED_REPLY_3465>AAL</CODED_REPLY_3465 > </AND_OR_REPLY> ----- <MRC_3445>BHGK</MRC_3445> <MODE_CODE_4735>A</MODE_CODE_4735> <AND_OR_REPLY> <CLEAR_REPLY_4128>1</CLEAR_REPLY_4128> <OPERATOR_8701>AND</OPERATOR_8701> <CLEAR_REPLY_4128>1</CLEAR_REPLY_4128> </AND_OR_REPLY>

Check Ref.	Weight Factor	Data Element	DRN	Check description
Parameters				<i>Duplicate in reply. Excluding those replies, which have in the string or the reply both "AND" and "OR" due to logical ambiguity.</i> <u>NSPA reports the issue to the NSN owner.</u>
W-4128-1	5	Clear Text Char. Reply	4128	Clear Text Characteristics Reply <i>contains invalid character that is not part of Annex B2. See ACodP-1, Chapter IV, Annex B2</i>
Parameters				<i>Clear Text Characteristics Reply contains invalid character that is not part of Annex B2.</i> <u>NSPA reports the issue to the NSN owner.</u>
W-4735-1	2	Mode Code	4735	Mode Code is different than 'A', 'B', 'D', 'E', 'F', 'G', 'H', 'J', 'L'
Parameters				<i>Mode Code is different than 'A', 'B', 'D', 'E', 'F', 'G', 'H', 'J', 'L'</i> <u>NSPA reports the issue to the NSN owner.</u>
W-4735-2	1	Mode Code	4735	Mode code is not compatible with the Mode Code recorded in the U.S. Master Requirement Directory file MRD0107 : <ul style="list-style-type: none"> <li>• MRD0107 Mode Code in (A, B, F, H, J, L) → valid code is the assigned Mode Code or E</li> <li>• MRD0107 Mode Code is D → valid code is D or E</li> <li>• MRD0107 Mode Code is G → valid code is G only</li> </ul>
Parameters				<i>Mode code is not the Mode Code defined in the U.S. DB2 file MRD0107 for the MRC</i>  <i>Mode Code in Characteristics data = E and in MRD_0107 Mode Code &lt;&gt; A or B or F or H or J or L</i>  <i>Mode Code in Characteristics data = E and in MRD_0107 Mode Code &lt;&gt; D</i>  <u>NSPA reports the issue to the NSN owner.</u>

Cancellation Data				
W-8875-1	2	REPL NSN	8875	NIIN Status Code (DRN 2670) = 3 <b>and</b> One or two Replacement NSN(s) missing
<i>Parameters</i>	<i>NIIN Status Code = 3</i> <i>Replacement NSN1 is blank</i> <i>and/or</i> <i>Replacement NSN2 is blank</i> <u>NSPA reports the issue to the NSN owner.</u>			
W-8875-2	2	REPL NSN	8875	NIIN Status Code (DRN 2670) = (4 or 8) <b>and</b> One or two Replacement NSN(s) exist(s) in NTIR
<i>Parameters</i>	<i>NIIN Status Code = 4 or 8</i> <i>Replacement NSN1 is not blank</i> <i>and/or</i> <i>Replacement NSN2 is not blank</i> <u>NSPA reports the issue to the NSN owner.</u>			
W-8875-3	2	REPL NSN	8875	NIIN Status Code (DRN 2670) = (5 or 7) <b>and</b> No replacement exists in NTIR
<i>Parameters</i>	<i>NIIN Status Code = 5 or 7</i> <i>Replacement NSN1 is blank</i> <u>NSPA reports the issue to the NSN owner.</u>			
W-8875-4	2	REPL NSN	8875	NIIN of Replacement NSN does not exist in NTIR
<i>Parameters</i>	<i>Replacement NSN1 or Replacement NSN2 are not in NTIR</i> <u>NSPA reports the issue to the NSN owner.</u>			

### **477.3 Lists of Duplicate Assigned NSNs (LDNSN)**

The Non-NATO (NN) and NATO International (NI) LDNSN are produced and issued by NSPA on a bi-monthly basis and contain duplicate assigned NSNs relative to items of non-NATO and NATO International Organization's origin.

Production of the NN- and NI-LDNSN is based on the NCAGE Codes with structures S\*\*\*# and I\*\*\*# contained in the Reference Data part of the NMCRL database at NSPA and aim to the elimination of duplicate assigned NSNs on a bilateral or multilateral basis.

### **477.4 Lists of Potential Duplicate NSNs**

The Report of potential duplicate NSNs, based on matches of Item Name Code (INC) and compacted Reference Number (with figures and letters only), will be produced on a yearly basis (month of January) by NSPA. This report will contain only potential duplicates created during the preceding calendar year. The list represents an assistance to NCBs to track duplicate NSNs only. It cannot be considered as a list of real duplicate NSNs.

Additional selection criteria used to restrict the list of potential duplicates are:

- NIIN SC = 0, 1 or 6;
- Type II Code = 1, 2 or 4;
- RNCC = 1, 2, 3 or 5;
- RNVC = 2;
- RNJC is blank;
- INC not "77777".

### **477.5 List of NSN temporarily maintained in the TIR**

NSPA produces statistics on NSNs temporarily maintained in the TIR (NIIN SC 9) monthly.

The statistics on NIIN SC = 9 are published in the AC/135 Management Information System (MIS).

Following monthly statistics publication in MIS, users of the temporarily maintained NSN will review their own national requirements for use of the NSN and initiate a Delete User Action if the corresponding item is no longer in use in the country.

The NIIN owner will cancel the temporarily maintained NSN, if there is no registered user anymore.

## Section 480 - Maintenance of NATO Codification System Processes

### Sub-Section 481 - NATO Codification System Change

#### 481.1 Introduction

In order to upgrade the NCS, National Codification Bureaux of NATO countries, National Codification Bureaux of Sponsored countries and NSPA can propose adjustments to the NATO Codification System (NCS) policy and/or procedures published in this manual, including the addition of data elements and adjustments relative to ADP formats.

#### 481.2 Presentation of a NCS change proposal

Based on the foreseeable impact on ADP systems a NATO country / Sponsored country / NSPA requesting a change to the NCS will prepare a NATO Codification System Change Request (NCSCR) by using NATO Form AC/135-No 3A in accordance with [sub-paragraph 481.9.2](#) and attach a draft page change in ACodP-1 format in case the change affects the ADP system.

#### 481.3 NCS change for a Tier 1 sponsored country and International Organizations

A Tier 1 sponsored country or international organization will forward the principles of its proposal to NATO, Tier 2 sponsored countries, and NSPA.

After review of this initial draft, countries/NSPA will give their views to the chairman Panel A and to all Panel members.

If all the opinions put forward concur, the chairman Panel A will appoint a country/NSPA in charge of the NCS change: otherwise the proposal will be added to the agenda of the next Panel A meeting.

The country/NSPA in charge of the NCS change will inform and consult with the Tier 1 sponsored country that initiated the proposal.

**481.4** The NCS change proposal (NATO Form AC/135-No 3) including the appropriate attachment(s) will be posted on the Panel A Agenda of NABS.

481.4.1 The Chairman of Panel A will place it on the agenda of the meeting scheduled for a date at least 60 days later than the initiation date of the NCSCR if in Block 4 priority "ROUTINE" is indicated. If priority "URGENT" is indicated, the NCSCR shall appear on the agenda of the meeting immediately following the initiation date indicated in Block 2 of the form. All "non-ADP" proposals will be processed according to the ROUTINE procedure.

**481.5** National Codification Bureaux of NATO and Tier 2 sponsored nations and NSPA will send their concurrence/non-concurrence/ comments by using NATO Form AC/135-No 3B in accordance with [sub-paragraph 481.9.3](#) within 60 days from the initiation date of the NCS change proposal. No reply by the due date will be considered as an indication of approval.

#### **481.6 Consolidation of a NCS change proposal**

The initiating NATO or Tier 2 sponsored country/NSPA will consolidate all views and present the recommendations to AC/135 Panel A at its next meeting for action as follows:

- 481.6.1 If all collaborating parties concur with the suggested change the Panel will not need to discuss the proposal; it will:
- determine a final common implementation date and/or create a CodSP implementation plan table for the change.  
This table is created in case of impact on ADP systems. Then countries are invited to put information about the projected date of implementation of this NCS change in their national systems.
  - seek approval for the agreed change from the AC/135 Group of Directors if required, and
  - invite NSPA, after acceptance through the silence procedure, to include the approved change(s) in the next corrigendum of ACodP-1.
- 481.6.2 If concurrence has not been reached by correspondence, and the change is still required the initiator will advocate the subject at the meeting for consideration by the Panel.
- 481.6.3 If no agreement can be reached by Panel A, it will be referred to AC/135 Group of Directors for final resolution.
- 481.7** If an NCS change proposal results in a general non-concurrence after discussions by AC/135 Group of Directors the change proposal is cancelled.
- 481.8 Application of NATO Form AC/135-No 3**
- 481.8.1 The form consists of two separate parts linked to each other by the control number appearing on each part.
- Part A (NATO Form AC/135-No 3A) is the actual requesting part to be used by the initiator;
  - Part B (NATO Form AC/135-No 3B) is the responding part to be used by the recipients of a request.
- 481.8.2 In case the volume of the text intended for inclusion in a block of part A or part B would extend the space provided, the text should continue on the next page.



**481.9 NATO Form AC/135-No 3, Part A and B "NATO CODIFICATION SYSTEM CHANGE REQUEST"**

481.9.1 Instructions for the completion of NATO Form AC/135-No 3, Part A and B

**481.9.2 Part A - NCSCR DETAILS**

Information to be entered by the initiator of an NCSCR.

Block	Instructions
1	Insert your "3-letter" Country Code according to ISO 3166-1 and as listed in <a href="#">CodSP-3</a> .
2	Insert your reference and date for control purposes.
3	Receivers of the report are: - all members of AC/135 Panel A; - AC/135 Secretary.
4	Checkmark the appropriate box. If "Urgent" is check marked collaboration process should be completed prior to the next Panel A meeting.
5	Initiator's estimation of a reasonable implementation date.
6	Control number consisting of 3-letter" Country Code according to ISO 3166-1 and as listed in <a href="#">CodSP-3</a> , the current Julian date, and serial number (e.g. DEU0703101); Revision number in case it is a second or later issue (e.g. DEU070310101).
7	The title of the requested change identifying the subject of the NCSCR.
8	Background and reasons for proposing the change.
9	Detailed description of proposed change with indication of the area(s) of ACodP-1 that will be affected. Replacement pages should be attached whenever possible; the number of pages should be indicated in block 12.
10	Justification for selecting urgent priority.
11	Benefits provided by proposed NCSCR.
12	Indication of number of enclosures as applicable.
13	Signature of the official responsible for the completion of the NCSCR.

481.9.3 **Part B - COLLABORATION COMMENTS**

Information to be entered by the recipient of Part A.

Block	Instructions
1	Insert your "3-letter" Country Code according to ISO 3166-1 and as listed in <a href="#">CodSP-3</a> .
2	Insert your reference and date for control purposes.
3	Receivers of the report are: - all members of AC/135 Panel A; - AC/135 Secretary.
4	Priority category from Part A.
5	Proposed implementation date from Part A.
6	Control number from Part A.
7	Title of the requested change from Part A.
8	Checkmark the appropriate box.
9	Comments and/or recommendations supporting the decision as appropriate.
10	Indication of number of enclosures as applicable.
11	Signature of the official responsible for the concurrence/non-concurrence.

**NATO CODIFICATION SYSTEM - SYSTÈME OTAN DE CODIFICATION**

**NATO CODIFICATION SYSTEM CHANGE REQUEST (NCSCR) /  
DEMANDE DE MODIFICATION DU SYSTÈME DE CODIFICATION OTAN (DMSCO)**

**PART A - NCSCR DETAILS**

**PARTIE A - EXPOSÉ DE LA DMSCO**

1 FROM / DE			2 REFERENCE / RÉFÉRENCE , DATE			3 TO / POUR ALL MEMBERS OF AC/135 PANEL A AC/135 SECRETARY		
4 PRIORITY / PRIORITÉ <input type="checkbox"/> ROUTINE <input type="checkbox"/> URGENT					5 PROPOSED IMPLEMENTATION DATE / PROPOSITION DE DATE DE MISE EN SERVICE			
6 CONTROL NUMBER / NUMÉRO DE CONTRÔLE								
ISO 3166-1 CONTRY CODE			JULIAN DATE / DATE JULIENNE			SERIAL No. / N° SÉRIE		REVISION No. / N° DE RÉVISION
7 TITLE / TITRE								
8 BACKGROUND - FACTS BEARING ON THE PROPOSAL(S) / ANTÉCÉDENTS - FAITS RELATIFS À LA (AUX) PROPOSITION(S)								
9 RECOMMENDED DESCRIPTION OF CHANGE(S) / DESCRIPTION DE LA (DES) MODIFICATION(S)								
10 JUSTIFICATION FOR EXPEDITE AND EMERGENCY PRIORITY / JUSTIFICATION POUR LA PRIORITÉ URGENTE								
11 BENEFITS / AVANTAGES								
12 ENCLOSURES / PIÈCES JOINTES					13 SIGNATURE			

NATO FORM AC/135-No 3A

(03.01)

FORMULAIRE OTAN AC/135-N° 3A

**NATO CODIFICATION SYSTEM - SYSTÈME OTAN DE CODIFICATION**

**NATO CODIFICATION SYSTEM CHANGE REQUEST (NCSCR) /  
DEMANDE DE MODIFICATION DU SYSTEME DE CODIFICATION OTAN (DMSCO)**

**PART B - COLLABORATION COMMENTS**

**PARTIE B - OBSERVATIONS DE L'ORGANISME  
PARTICIPANT**

1 FROM / DE	2 REFERENCE / RÉFÉRENCE , DATE	3 TO / POUR ALL MEMBERS OF AC/135 PANEL A AC/135 SECRETARY																						
4 PRIORITY / PRIORITÉ  <input type="checkbox"/> ROUTINE <input type="checkbox"/> URGENT		5 PROPOSED IMPLEMENTATION DATE / PROPOSITION DE DATE DE MISE EN SERVICE																						
6 CONTROL NUMBER / NUMÉRO DE CONTRÔLE <table border="1" style="width:100%; border-collapse: collapse;"> <thead> <tr> <th colspan="3" style="text-align: center;">ISO 3166-1 COUNTRY CODE</th> <th colspan="4" style="text-align: center;">JULIAN DATE / DATE JULIENNE</th> <th colspan="2" style="text-align: center;">SERIAL No. / N° SÉRIE</th> <th colspan="2" style="text-align: center;">REVISION No. / N° DE RÉVISION</th> </tr> </thead> <tbody> <tr> <td style="width: 10%;"></td><td style="width: 10%;"></td><td style="width: 10%;"></td> <td style="width: 10%;"></td><td style="width: 10%;"></td><td style="width: 10%;"></td><td style="width: 10%;"></td><td style="width: 10%;"></td><td style="width: 10%;"></td> <td style="width: 10%;"></td><td style="width: 10%;"></td> </tr> </tbody> </table>			ISO 3166-1 COUNTRY CODE			JULIAN DATE / DATE JULIENNE				SERIAL No. / N° SÉRIE		REVISION No. / N° DE RÉVISION												
ISO 3166-1 COUNTRY CODE			JULIAN DATE / DATE JULIENNE				SERIAL No. / N° SÉRIE		REVISION No. / N° DE RÉVISION															
7 TITLE / TITRE																								
8 DECISION / DÉCISION  <input type="checkbox"/> CONCUR WITHOUT COMMENT / ACCORD SANS COMMENTAIRE  <input type="checkbox"/> CONCUR WITH COMMENT-RECOMMENDATION / ACCORD AVEC COMMENTAIRE-RECOMMANDATION  <input type="checkbox"/> NON-CONCUR WITHOUT COMMENT-RECOMMENDATION / DÉSACCORD SANS COMMENTAIRE-RECOMMANDATION  <input type="checkbox"/> NON-CONCUR WITH COMMENT-RECOMMENDATION / DÉSACCORD AVEC COMMENTAIRE-RECOMMANDATION																								
9 COMMENT-RECOMMENDATION(S) / COMMENTAIRE-RECOMMANDATION(S)																								
10 ENCLOSURES / PIÈCES JOINTES	11 SIGNATURE																							

## Sub-Section 482 - Problem Reporting System

### 482.1 General responsibilities

This procedure is to be used by all National Codification Bureaux (NCBs) and NSPA in reporting processing difficulties concerning specific transactions submitted to establish, maintain, or interrogate/search NATO Total Item Record (NTIR) data.

All AC/135 processing difficulties and problems will be documented on Problem report at AC/135 Online Collaboration Tool (OCT).

OCT generates the Problem report ID. The format is XXX\_YYYY-MM-DD\_Serial No., where XXX is a 3-letter ISO country code of the submitting NCB/NSPA.

Ex: FRA\_2023-05-24\_15

~~Included are the actions to be taken by the receiving NCBs/NSPA.~~

### 482.2 Responsibilities of the reporting NCB/NSPA

~~All AC/135 processing difficulties and problems will be documented on NATO Form AC/135-No 4A, Problem Report.~~

Problem Reports ~~should~~, in the first instance, ~~should only be forwarded~~ **should** be ~~destined~~ **destined** to the ~~codifying~~ NCB where the apparent problem lies ~~only~~. ~~Information copies may be sent to other NCBs at the discretion of the country raising the problem report.~~

In the event that a problem cannot be resolved between the submitting and replying NCB or it is found that the problem affects other NCBs, the submitting NCB **shall escalate the Problem Report via OCT**. ~~Escalating the Problem Report assures that copy the Problem Report to all NCBs and request that the~~ Secretary AC/135 Panel A adds the Problem Report to the Agenda of the next meeting.

- a. **Subject to the Problem report is** delay and inaccurate action processing, deficiencies in procedures which govern the preparation of new/revised codification data, and any aspect of the processing system which is at variance with the appropriate ACodP-1 rules ~~will be subject to report~~.

The following types of problems are reportable in accordance with the ~~time frames~~ **periods** established in [paragraph 482.3](#):

- (1) Loss/non-receipt of processing notifications, including applicable file maintenance data. Includes misrouted data.
  - (2) Erroneous, garbled, or incomplete data transmission.
  - (3) Processing results which indicate misapplication of established system edit/validation criteria. Includes erroneous outbound responses or Return Code.
  - (4) TIR data conflict whereby valid action processing cannot be accomplished.
- b. The following problem information will be furnished by the NCB/NSPA ~~reporting the problem~~ **submitting the Problem Report**:

~~(1) **Problem Control Number.** This nine-position number, structured as indicated below, will be perpetuated through the life of the problem.~~

~~— The Problem Control Number and related problem information will be recorded and maintained in a Problem Control Log/File.~~

~~(a) The first two positions will identify the reporting NCB/NSPA by its NATO Code for NCB;~~

~~(b) The next five positions will identify the Julian date when the problem was reported: e.g. 07060;~~

~~(c) The last two positions will be a non-significant Problem Sequence Number: e.g. 01, 02.~~

~~(d) Problems are to be reported as soon as possible after recognition.~~

(1) **Problem Title (mandatory)**

(2) **Involved NCB/s (mandatory)**

(23) **Problem Priority (mandatory) Classification.** One of the following classifications will be indicated:

(a) **Major** - Problem is of such magnitude that major impact on mission accomplishment is imminent. Problem is in the context of a possible major system malfunction whereby a total or partial system processing abort may be required; i.e. total or partial shutdown of a country's ADP system. Major Problems should be reported as soon as possible when they are detected. ~~(via telefax or E-mail message, if practicable);~~

(b) **Critical** - Problem is primarily action oriented and involves a priority action: e.g. Assign NIIN and Register User request.

Problem is in the context of excessive processing delay or erroneous processing/output, and has **impacted affected** or could **impact affect** the effectiveness of mission accomplishment.

May report a limited sporadic program processing error or delay, or the need for procedural correction / clarification. Procedural correction / clarification and the like should be reported at **a suitable time earliest convenience.**

(c) **Routine** - Problem is in the context of minor discrepancy and indicates relatively little impact on mission accomplishment.

May report a limited sporadic program processing error or delay, or the need for procedural correction / clarification. Procedural correction / clarification and the like should be reported at earliest convenience.

(4) **Problem description (mandatory)**

(35) **DRN/s (optional)**

~~This information is optional and will be reported as the problem description dictates.~~

(6) Message ID / Container ID / Action ID (optional)

~~(4) Inbound/Outbound Message/Container/Action ID.xml will be reported, as required, based on the problem description.~~

~~(57) NIIN/s (optional)~~

(8) Attachment/s (optional)

~~This information is optional and will be reported as the problem description dictates.~~

~~(6) **Problem Description.** An accurate and complete description of the problem will be reported.~~

~~Supporting data, such as computer listings of input/output data exchange which are pertinent to the problem, will be included as deemed necessary.~~

### 482.3 Responsibilities of the receiving **NCB/NSPA** authority

a. Major problems will receive high priority over any other lesser-graded in-process problem. Major problems will be acted upon as follows:

(1) Action criteria. Immediate action will be taken to define the scope of the problem in terms of impact on the ~~reporting~~ **submitting** NCB/NSPA;

(2) Status of progress (final or interim) will be ~~released~~ **published** to all affected NCBs/NSPA within **maximum of 10 working days in OCT.** ~~following receipt of the problem report by the receiving NCB.~~

Status may be given by wire or copy of problem report properly annotated.

b. Critical problems will be given priority and will be acted upon immediately but subject to constraints imposed by in-process major problems.

(1) The same action criteria specified for major will be applied to critical problems.

(2) **Status of progress (final or interim) will be published to all affected NCBs/NSPA within maximum of 20 working days in OCT.** ~~A maximum problem response time of 20 working days will apply.~~

c. Routine problems will be acted upon immediately subject to possible constraints imposed by major or critical problems.

(1) The action criteria specified for major problems will apply in terms of NCB/NSPA impacts.

Co-ordination will be accomplished as required;

(2) **Status of progress (final or interim) will be published to all affected NCBs/NSPA within maximum of 30 working days in OCT.** ~~Routine problems will be acted upon within the shortest time frame practical, not to exceed 30 working days.~~

d. If it is impractical for a problem to be resolved in accordance with prescribed time frames, an interim reply will be furnished within the designated time periods.

- e. Problem resolutions and related actions will be fully defined and furnished to the reporting NCB/NSPA and other concerned/impacted activities.

All **communication and the** problem resolutions will be fully documented in OCT. ~~and forwarded to the reporting NCB/NSPA on NATO Form AC/135-No 4B.~~

If the resolution is unacceptable or a problem cannot be resolved, the matter may be documented and ~~referred~~ **escalated** to Panel A resolution by the ~~reporting~~ **submitting** NCB or NSPA.

- (1) Implementation dates will be indicated when a problem requires program or procedural action.  
Such in-process interim solutions will remain in an open-problem status pending implementation of the correction.
- (2) Implementation dates will be provided by the NCB experiencing the problem.  
However, if an implementation date appears to be inappropriate, the matter may be introduced to Panel A for consideration.

#### 482.4 — NATO Form AC/135-No 4, Part A and B "PROBLEM REPORT"

##### 482.4.1 — Instructions for the completion of NATO Form AC/135-No 4

#### **PART A**

Information to be entered by the initiator of the Problem Report.

Block	Instructions
1	Insert your "3-letter" Country Code according to ISO 3166-1 and as listed in CodSP-3. (see Note <sup>2</sup> )
2	Insert your reference and date for control purposes.
3	Insert the "3-letter" Country Code of the receiving NCB according to ISO 3166-1 and as listed in CodSP-3. (see note)
4	Checkmark the appropriate box (for classification see <u>Sub-Section 482.2.b.2</u> ).
5	Information may be sent to other NCBs at the discretion of the country raising the Problem Report.
6	Enter Problem Control Number composed by; — ISO 3166-1 Country Code of the reporting NCB/NSPA, — the current Julian date (e.g., 00123), and — a sequence number (e.g., 01, 02, 03, etc.).
7	Enter the DRN(s) of the data element(s) in question. (If none, enter N/A)

<sup>2</sup> ~~Note:~~ NSPA having no NATO code, will be referred to as "NSPA"



Block	Instructions
8	Enter the Container / Action in question. (If none, enter N/A)
9	Enter the NIIN(s) which were in question. (If none, enter N/A)
10	Enter the Message / Container / Action ID.xml which contained the data in question. It should consist of the date/time group and station serial number. (If none, enter N/A)
11	Enter an accurate and complete description of the problem.
12	Signature of the official responsible for the report.

**PART B**

Information to be entered by the recipient of Part A.

Block	Instructions
1	Insert your "3-letter" Country Code according to ISO 3166-1 and as listed in CodSP-3. (see Note <sup>2</sup> )
2	Insert your reference and data for control purposes.
3	Insert the "3-letter" Country Code of the receiving NCB according to ISO 3166-1 and as listed in CodSP-3. (see note)
4	Insert the problem Control Number from Part A.
5	Information may be sent to other NCB's at the discretion of the country raising the Problem Report.
6	Enter a description of the action taken or in process to solve the problem. If the problem has not been solved, enter an estimated completion date.
7	Signature of the official responsible for the reply.

<sup>2</sup> -Note: NSPA having no NATO code, will be referred to as "NSPA"





## **Section 490 - Data Exchange Procedures**

### **Sub-Section 491 - General**

- 491.1 XML used in NATO data exchange is implemented by means of data exchange related to NATO Commercial and Government Entity Codes (NCAGE Code) and data related to NATO Stock Numbers (NSN).

All international data within the NATO Codification System (NCS) systemic data are exchanged in XML format.

## **Sub-Section 492 - NATO Mailbox System / Data Communication Procedure**

### **492.1 General**

492.1.1 The purpose of the NATO Mailbox System (NMBS) is to shorten processing for codification services between NCBs.

NCBs and NSPA exchange codification data using NMBS, which is centrally operated by NSPA on behalf of AC/135.

Only messages that are fully compliant with the approved AC/135 NSN and NCAGE XML schema are forwarded to Destination NCBs/NSPA.

### **492.2 NMBS Mailbox System**

492.2.1 As agreed by AC/135 Group of National Directors on Codification NSPA has been appointed as a central routing point for various messages of codification data between the subscribers of the NATO Mailbox System -NMBS-.

492.2.2 This system provides for:

- a central hardware/software platform with various predefined connectivity options for the subscribers;
- the handling of various protocol conversions.

492.2.3 Dispatching activities will deliver their data to the NMBS observing the rules depicted in this Sub-Section and in the appropriate Mailbox Notifications. NSPA will perform a transmission control for all messages included in the NMBS and store the data in the particular "electronic boxes" for calling off by the destining activities at agreed intervals.

492.2.4 The Mailbox is regarded as a common transit station serving NATO Codification data. Any problems or questions regarding the content of messages should be addressed directly by the originator and receiver of the transmitted data.

492.2.5 Subscribers of the NMBS can be:

- The NCBs / and NSPA;
- AC/135 sponsored countries.

Under certain conditions other activities may subscribe to the NMBS.

For details see AC/135 [CodSP-20](#).

### **492.3 NMBS for NSN Data exchange**

#### **492.3.1 NSN Data Mailboxes**

Each NCB will have one (1) outbox, and two (2) inboxes.

##### **492.3.1.1 Message Outbox**

NCB connects to his own outbox to send compressed messages (which includes Messages and any attachments) to NSPA). Only zip files will be allowed to be sent, all others will be rejected. All the compressed messages must be sent to NSPA Inbox only (NCS\_XML\_NDER).

##### **492.3.1.2 Message inbox**

NCB connects at least once per business day to their Message Inbox.

Connecting once per Business Day is mandated for two major reasons:

1. to ensure each nation stays on top of their national Inbound request processing timeframes and
2. to keep the volume of data exchange within reasonable limits per connection.

This mailbox contains all validated Messages directed towards the NCB as Destination.

##### **492.3.1.3 Attachment inbox**

NCB connects at least once per business day to their Attachment inbox in order to receive any required attachments.

This mailbox contains all attachments directed towards the NCB as Destination.

#### **492.3.2 Mailbox Download capability**

NMBS will offer different capabilities to NCBs based on their needs. NCBs can choose to

- Connect to each inbox individually, and retrieve files individually;
- Connect to each inbox individually, and retrieve the full content of each inbox separately as a compressed zip archive;
- Connect to both the message inbox and the attachment inbox and retrieve full content from both as a single compressed zip archive.

## **492.4 Documentation/Images within NMBS**

### **492.4.1 Documentation within NMBS**

Documentation (attachments in general) will be in the same envelope with related messages (XML), in a single compressed message (zip archive), and exchanged via NMBS.

Maximum file size per attachment is 5 MB. The maximum number of attachments is five per Action. The XML message will contain a reference to its documentation via the tag <AttachmentName> (DRN 8707 Attachment Name).

Each documentation/attachment must be named with Message ID low line symbol, Serial no. of the attachment.file-extension.

Only extensions .pdf and .csv will be allowed.

(e.g. FRAUSA2018-03-21\_1\_1.pdf)

If the attachment is not retrieved by the destination NCB, NSPA will discard the file after 30 days. If the container is rejected all the related attachments are deleted.

### **492.4.2 Images within NMBS**

Images will be included in the same envelope with related messages (XML), in a single compressed message (zip archive), and exchanged via NMBS.

NCBs can attach as many image files as required. The XML message will contain a reference to its image file via the tag <ImageName> (DRN 8708 Image Name).

Maximum file size per image is 5 MB. One Action can include one image only.

Each image file must be named with Message ID low line symbol, Serial no. of the image.file-extension.

Only extensions .jpeg, .jpg, .gif and .png will be allowed.

(e.g. FRAUSA2018-03-21\_1\_1.jpeg)

If the attachment is not retrieved by the destination NCB, NSPA will discard the file after 30 days. If the container is rejected all the related attachments are deleted.

## 492.5 Connectivity

There are three ways to connect and use the NMBS:

- **NMBS Client or NMBS Web Application (no direct internet access)**  
The NCB operates its national codification software within a secure environment and as such uses NMBS Client or NMBS Web Application i.e. connects to NMBS manually. Number of NMBS connections (data send/data retrieval) per day is at national discretion, but must be performed at least once per Business Day.
- **NMBS Application Programming Interface - API (direct internet access)**  
The NCB operates its national codification software with a direct connection to the internet and therefore systematically connects to NMBS via Web Service. NMBS Web Service automates data exchange between different national codification software and NTIR. Number of NMBS connections (data send/data retrieval) per day is at national discretion, but must be performed at least once per Business Day.

## 492.6 Message Structure

A Message is the basic element of NATO data exchange. A valid Message is in XML format and adheres to the NSN XML Schema published in ACodP-1.

A Message consists of a Message Header and a Message Body.

### 492.6.1 Message Header

The Message Header consists of routing information as listed below.

#### Source

3-letter ISO country code<sup>9</sup> is used for the Source NCB.

NSPA can use the 2 different codes (NCS and NSP) as Source.

#### Destination (Processing NCB/NSPA) (3-letter code)

3-letter ISO country code is used for the Destination NCB/NSPA.

NSPA uses two different codes:

- NCS for NMCRL/NTIR updates;
- NSP for NSPA as a NSN user.

---

<sup>9</sup> as specified by STANAG 1059



#### 492.6.1.1 Message Serial Number

Message Serial Number is an incremented number starting from 1 that can have a maximum of nine digits. (e.g., length of the Message Serial Number is variable from 1 to 9 digits and it can contain a value between 1 and 999999999). It will be reset to 1 after reaching 999999999.

Every Destination has its own sequence of the Message Serial Number. The sequence number will always be systematically recorded between the Source and NSPA so that if first Message Serial Number is 1, the second must be 2, the third must be 3 and so on (n+1).

NSPA daily analyzes the sequence of the Message Serial Numbers per Source/Destination NCB. When the Message Serial Number is out of its sequence, NACOMS processes the message.

NACOMS daily generates an email notification to the Source NCB (CodSP-4 – NMBS) with the Message Serial Numbers missing in NMBS from the previous day.

It is a decision of the NCB to fill in the gap in Message Serial Numbers (send file with the missing Message Serial Number) or leave it as it is.

#### 492.6.1.2 Date/Time stamp

The Date/Time stamp is systematically generated at the moment of Message submission from national codification software to NMBS.

The Date/Time complies with standard: ISO 8601 and has following attributes:

- Calendar type: Gregorian;
- Calendar dates representation: YYYY-MM-DD;
- Time representation: hh:mm:ss (extended format);
- Time zone designator: Coordinated Universal Time (UTC) only;
- Combined date and time representation: YYYY-MM-DDThh:mm:ssZ.

#### 492.6.1.3 NMBS Tracking Number

NMBS generates a tracking number for each message sent in the context of international data exchange. A tracking number only serves for the purpose of localizing exchanged messages. There is no requirement for NCBs to import tracking numbers into their national codification tools.

### 492.6.2 Message ID

Unique Message ID is derived from Source, Destination, Date/Time stamp (only date (YYYY-MM-DD)) and Message Serial Number, in this order. The only separator used within Message ID is “low line” \_ separating Message Serial Number from Date/Time stamp.

Examples of Message IDs:

- FRAUSA2018-03-21\_1
- NCSFIN2018-06-19\_56
- etc.

---

Examples of Message ID with tracking number in NMBS:

- 12345678-FRAUSA2018-03-21\_1
- 87654321-NCSFIN2018-06-19\_56
- etc.

### **492.6.3 Message Body**

The Message Body consists of one or more Container(s).

One Message can include a maximum of 10.000 (ten thousand) Inbound and/or Outbound Containers. When an Outbound Container NSN is accompanied with Container Notification, the Notification will be linked to the Container NSN in question via Container Serial Number or Action Serial Number.

### **492.6.4 Container**

492.6.4.1 A Container's type is either Inbound or Outbound.

492.6.4.2 Each Container has a unique Container Id within a Message.

492.6.4.3 Unique Container Id is a combination of Message ID and a Container Serial Number within the Message.

492.6.4.4 Every Message has its own sequence of Container Serial Numbers.

492.6.4.5 Container Serial Number is an incremental number starting from 1 within every single Message. Container Serial Number must be maximum 10000.

492.6.4.6 The separator used within Container Id is "low line" \_ separating Message ID and Container Serial Number.

Examples of Container Id:

- FRAUSA2018-03-21\_1\_1 (Message Serial No. 1, Container Serial No. 1);
- NCSFIN2018-06-19\_56\_1245 (Message Serial No. 56, Container Serial No. 1245);
- etc.

492.6.4.7 There is no difference between Inbound Container Serial Number and Outbound Container Serial Number.

492.6.4.8 One or several Outbound Container types (NSN, Status, Notification, etc.) can be part of a Message. Only one Inbound Container or NSN Container for the same NIIN can be part of the message.

492.6.4.9 Combination of several Inbound and/or Outbound Containers can be part of a Message.

### **492.6.5 Action**

492.6.5.1 An Action specifies the requested outcome of a NIIN request. Actions are defined for Inbound Containers only.

492.6.5.2 There are no Actions for Outbound Containers.

- 492.6.5.3 Unique Action Id is a combination of a Message ID, Container Serial Number and Action Serial Number within the Message.
- 492.6.5.4 Each Container has its own sequence of the Action Serial Numbers.
- 492.6.5.5 Each Action has a unique Action Serial Number within a Container.
- 492.6.5.6 Action Serial Number is an incremental number starting from 1. Action Serial Number can have a maximum of nine digits.
- 492.6.5.7 The separator used within Action Id is “low line” \_ separating
- Message ID;
  - Container Serial Number;
  - Action Serial Number.

Examples of Action Id:

- FRAUSA2018-03-21\_1\_1\_1(Message Serial No. 1, Container No. 1, Action Serial No. 1);
- NCSFIN2018-06-19\_56\_1245\_13 (Message Serial No. 56, Container Serial No. 1245, Action Serial No. 13);
- etc.

## 492.7 Message Traffic for NSN Data Exchange

492.7.1 Codification data is exchanged among NCBs and/or NSPA as Messages. NSPA functions as the focal point and communication hub for NCS data traffic.

492.7.2 The source sends a request (a Message with an Inbound Container) within a compressed Message via NMBS.

492.7.3 The compressed message size must be less than 100MB.

492.7.4 NSPA provides Schema validations, then Central validations, and makes the Message available to the Destination NCB.

492.7.5 Each message must be named with Message ID.xml

(e.g. FRAUSA2019-08-21\_3.xml (France sends to USA the third message on 21<sup>st</sup> August 2019)

If the same message is sent more than once via NMBS, NACOMS will not process duplicate messages and a NACOMS Notification will be sent in a real time to NMBS PoC of Source NCB (CodSP-4) alerting it to the situation.

Example of the NACOMS Notification sent by email:

**NACOMS Notification**

Dear [FRA](#) NCB,

Reference to ACodP-1, ss. 492.7.5 NSPA informs that NACOMS received the message with a duplicate ID.

The duplicate message ID: [FRANOR2023-01-16\\_222](#)

**NACOMS Messenger**

<p><b><u>WARNING: PLEASE DO NOT REPLY TO THIS EMAIL</u></b></p> <p>This is an automatic email. For any questions, please contact NSPA IT-Codification at <a href="mailto:itc.codif@nspa.nato.int">itc.codif@nspa.nato.int</a>.</p>	<p><b><u>AVERTISSEMENT: MERCI DE NE PAS REPENDRE À CET EMAIL</u></b></p> <p>Cet email a été généré de façon automatique. Pour toutes questions veuillez contacter NSPA IT-Codification à <a href="mailto:itc.codif@nspa.nato.int">itc.codif@nspa.nato.int</a>.</p>
--	--

**NACOMS Administration:**[itc.codif@nspa.nato.int](mailto:itc.codif@nspa.nato.int)

492.7.6 The Destination NCB retrieves the Message from NMBS, provides Destination validations, processes the request within national codification software and provides a response (a Message with Outbound Container) via NMBS.

492.7.7 NSPA provides Schema and Central validations, updates NTIR and makes the Message available for:

- the source (Message includes original request Action Id) and

- all registered users except of the source and NIIN owner (Message without original request Action Id).

492.7.8 The source and all registered users retrieve the Message from NMBS, provide Destination validations and updates national TIR with the Message's Outbound Container data record.

492.7.9 It is within NCB/NSPA discretion to choose the way particular Containers and Messages will be grouped.

Container grouping:

1. Each Container is within a separate Message;
2. Some Container is within a separate Message, some Containers (per Destination) are Grouped within one Message;
3. All Container (per Destination) are grouped within one Message.

Message grouping:

- A single zip file with one or more Messages per destination is sent out;
- or
- A single zip file with one or more Messages with no respect to the Destination is sent out.

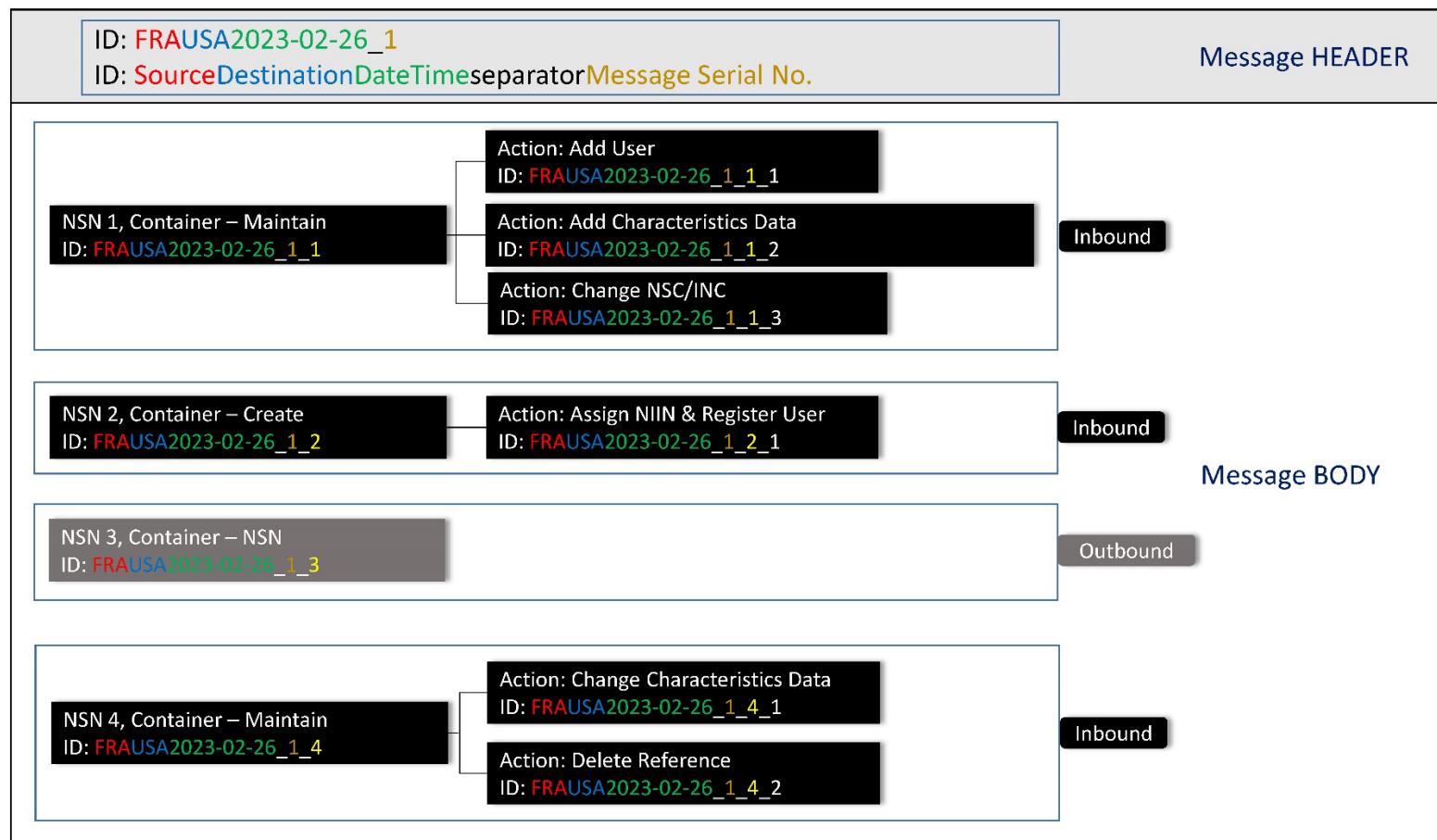
492.7.10 Every NCB must connect to NMBS once per Business Day. Business Days will take into account all national holidays and differing working days between nations. When an NCB connects to NMBS, it sends the Messages addressed to foreign NCBs/NSPA and retrieves the Messages addressed to it.

492.7.11 National receipts of delivery will not be provided. There will be only a system-to-system confirmation or rejection once a submitted Message reaches NSPA.

492.7.12 In case of Schema or Central Validations fail, the Source receives an Error Container.

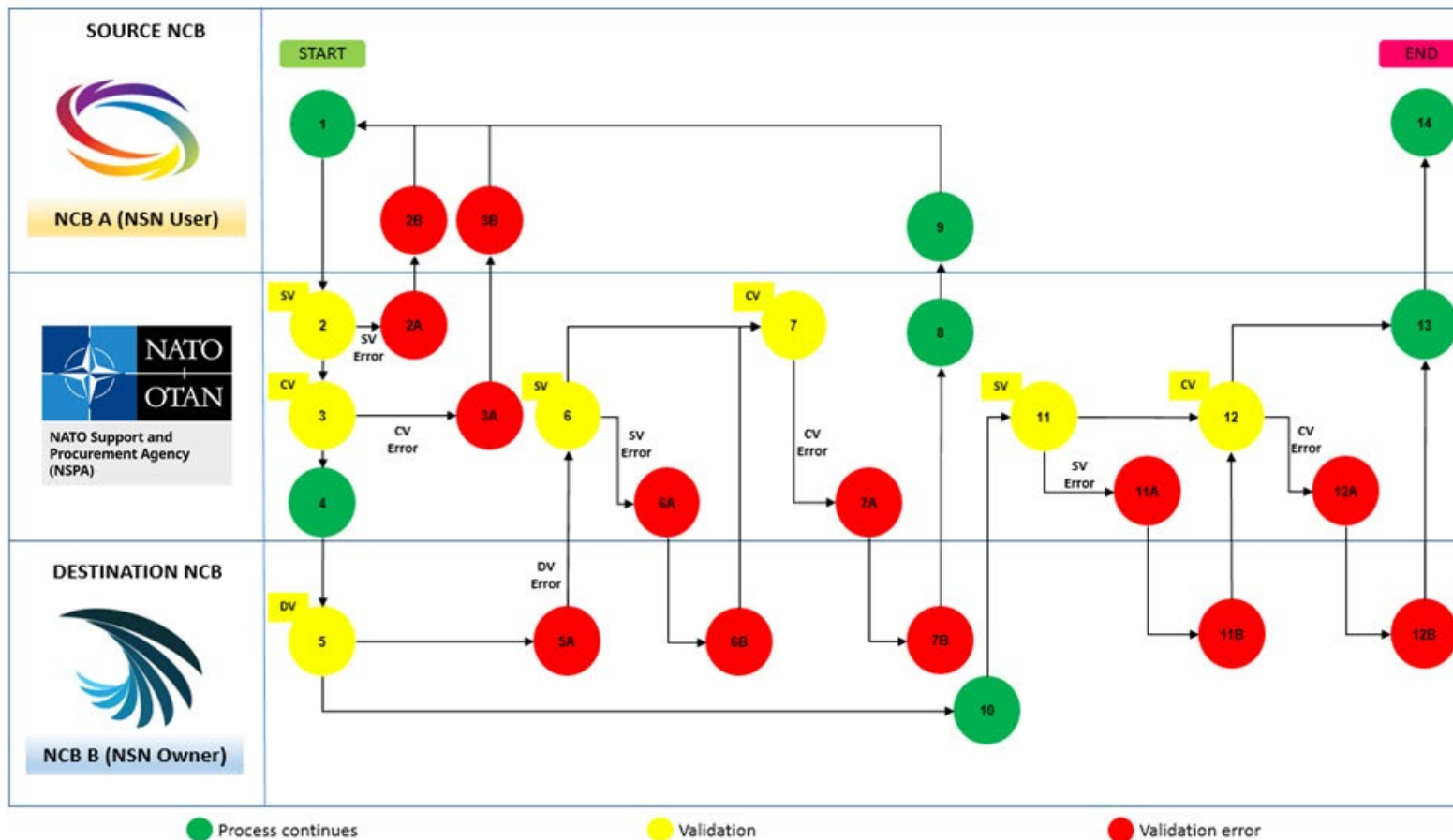
492.7.13 Once a Message has been systematically confirmed to have reached NSPA servers and passed Schema and Central Validations, every Message will be considered to be delivered to Destination within 24 hours of a Business Day. Therefore, national receipts of delivery are not required and will not be exchanged.

Diagram No. 1 – Example of a message structure



An example of the Message structure in Diagram No. 1 illustrates the possibility to combine different Container types within a single Message.

Diagram No. 2 – Example flow chart of Central and Destination Validations



An Illustration of international data exchange flow is provided in the example below:

Source (NCB A) sends out a Message with an Inbound Container to Destination (NCB B). NCB C is a registered user of the NSN. Assumption is that all the validations are performed and any party involved detects no validation error.

Diagram No. 3 – Example of international data exchange flow – Message – Inbound Container

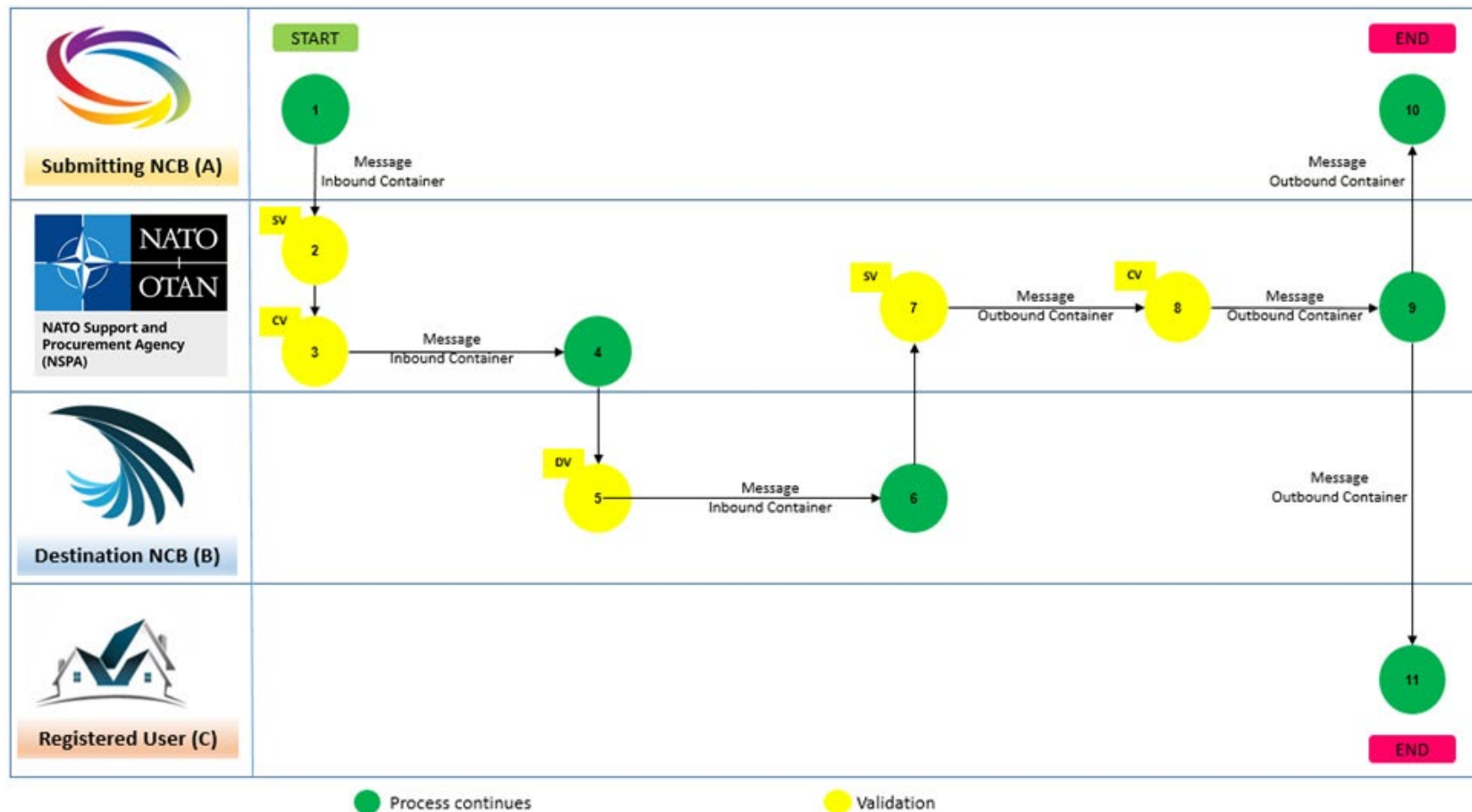
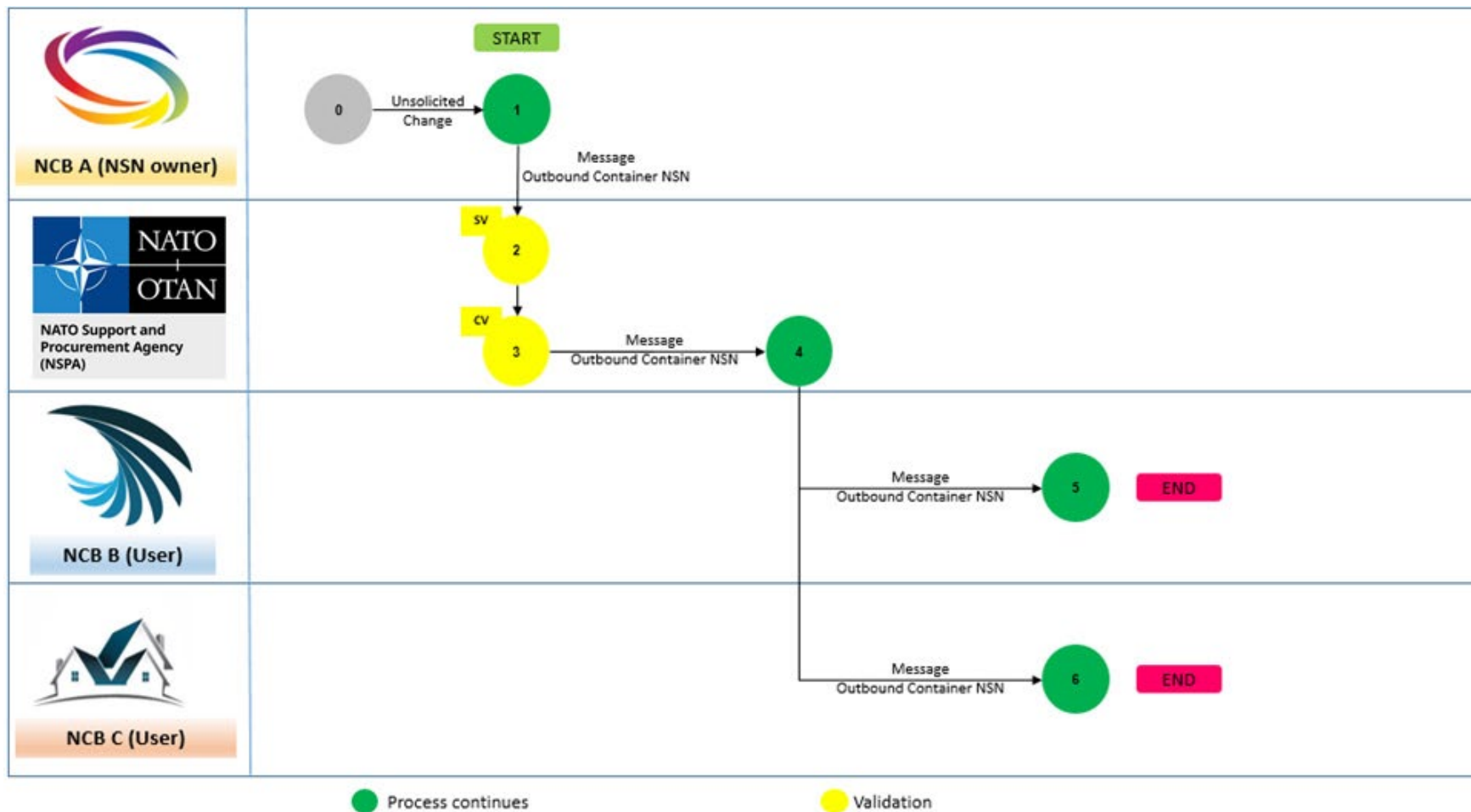




Diagram No. 4 – Example of NATO data exchange flow – Message – Outbound Container – NSN (Unsolicited Change)



## **492.8 NMBS for NCAGE Data exchange**

Routing information is part of a Header in **NCAGE XML Schema**.

Data Transmission Control is accomplished at two levels:

- by the NMBS operator at NSPA;
- by the addressee.

### **492.8.1 NCAGE XML Data Transmission Control by the NMBS operator at NSPA**

Each XML transmission arriving at NSPA NMBS is validated. One of two situations can occur:

- Positive result: the XML transmission is accepted;
- Negative result: when possible a correction is made at NSPA, if not, the originator will be contacted by NSPA (NMBS Helpdesk or IT Codification Team) and will have to send the corrected file.

### **492.8.2 NCAGE XML Data Transmission Control by the addressee**

492.8.2.1 This control is accomplished on the basis of the Telecommunication Data Transmission Message Control message which enables the receiver to verify receipt of total data quantity.

492.8.2.2 Station Serial Numbers - SSN - (DRN 0754) must sequentially be assigned to each message destined to a given addressee through a strict unitary incrementation of number using numbers 0001 to 9999 included. When the number 9999 is reached, the following message will be 0001 (the return to the number 0001 after a number different from 9999 should not be envisaged).

A series of SSNs is to be foreseen for each addressee.

492.8.2.3 Incomplete or missing transmissions will be reported by E-mail to the NCB Communications Centre of the originating country/agency or by using the NCB to NCB Narrative Message format as described in MBSN-03, paragraph 7.3.

Upon receipt of a retransmission request the XML transmissions involved will be retransmitted in original form immediately. Each originator of transmissions must assure that data forwarded by NMBS can be retransmitted within a period of 30 calendar days from the original date of transmittal.

#### **492.9 NMBS Source and Destination for XML exchange**

NMBS Source and Destination for XML files are alternate mailbox names attributed to the nations as described in CodSP-20: NMBS Mailboxes.

#### **492.10 Operating Regulations**

492.10.1 Special Notes related to Operation of the NMBS.

- a. Technical problems related to the operation of the NMBS are to be cleared between the country having the problem and NSPA, Information Systems Division (IT), Technical Officer (see MBSN-06);
- b. Procedural problems related to the operation of the NMBS are to be referred to NSPA - Codification Support (LD-ED);
- c. Procedural Problems related to the applicability of the established telecommunication rules are to be referred to Panel A;
- d. A country technically ready to use the NMBS should not begin data exchange before it is assured that NSPA has informed all countries.

## Sub-Section 493 - NSN Data Exchange

### 493.1 General

493.1.1 International Item Identification Data Exchange is performed between National Codification Bureaux (NCB) and the NATO Support and Procurement Agency (NSPA). NATO Mail Box System (NMBS) secures all data transfer between NCBs and NSPA.

493.1.2 One Inbound Container can include an unlimited number of actions relating to a single NIIN.  
  
Create, Reinstate, and Interrogate Containers are limited to a single Action for a single NIIN request.

There are no Actions for Outbound Containers.

493.1.3 The structure and format of a Message must comply with the valid number version of XML Schema published in ACodP-1.

### 493.2 Provision of Management Data

493.2.1 STANAG 4199 (see Chapter I, [Section 150](#)) makes provision for a Uniform System of Materiel Management Data Exchange within the NATO community.

Materiel Management Data is determined and issued by those countries managing the related items of supply and, for commonly managed items of supply, by NSPA.

NCAGE XML Schema is published in NABS folder called "XML". This folder is placed under [Shared Documents > AC135 > Projects > IT](#).

## Sub-Section 494 - NSN XML Schema

### 494.1 General

494.1.1 International Item Identification Data Exchange is facilitated by NSN XML Schema. Specifically, all internationally exchanged codification data must comply with either Inbound or Outbound section of AC/135 NSN XML Schema.

### 494.2 NSN XML Schema – Inbound

494.2.1 Inbound Schema is used for exchanging data for requested action on a foreign NIIN. ([see Chapter IV, Annex F](#))

#### *Inbound (request)*

- *Create;*
- *Maintain;*
- *Collaborate*<sup>10</sup>;
- *Interrogate;*
- *Reinstate.*

494.2.2 Business rules define the mandatory, conditionally mandatory and optional data elements for each Message with Inbound Container and Action that the Source NCB/NSPA must provide to the processing Destination NCB.

### 494.3 NSN XML Schema – Outbound

494.3.1 Outbound Schema is used to exchange data for responses to Actions as well as Unsolicited Changes on domestic NIINs. ([see Chapter IV, Annex F](#))

#### *Outbound (response)*

- *NSN;*
- *Status;*
- *Error;*
- *Notification.*

---

<sup>10</sup> Will be included in Systemic Collaboration on NSN Cancellation only.

#### 494.4 NSN XML Schema Versioning

NSN XML Schema version management is entrusted to NSPA. The version number changes whenever a change is approved to the currently published NSN XML Schema. The XML version number consists of two digits separated by a full stop (e.g., Version 1.0, Version 2.1, etc.).

The version Number will be included in the XML Schema Namespace.

Two levels of changes may occur in NSN XML Schema.

##### 494.4.1 Major Change

A major NSN XML Schema modification is noted via the number in front of the full stop. A major change signals a significant difference in the NSN XML Schema that makes the new version incompatible with the previous one. (e.g., new mandatory data element introduced in a new version of NSN XML Schema).

Each Major change introduced to the NSN XML Schema has two-step implementation process. First, NSPA implements the Major change as a Minor change into the NSN XML Schema (e.g. new mandatory data element introduced to the NSN XML Schema is implemented as an optional one first) and prepares an implementation CodSP table for NCBs.

Only when all NCBs implement the change within national software (e.g. new data element implemented in all national software as optional one) can the change become the major one. (e.g., new data element becomes mandatory in NSN XML Schema within next ACodP-1 publication).

Only one major schema version will be supported at any given time.

##### 494.4.2 Minor Change

A minor NSN XML Schema modification is noted via the number after the full stop. A minor change signalizes that the new version remains compatible with the previous one. (e.g., a data element was changed from mandatory to optional).

Every NCB must implement a new NSN XML Schema version with a “Minor change” no later than six months after the latest ACodP-1 release. NSPA maintains simultaneous use of the two different NSN XML Schema versions with Minor changes for that period of six months only.

The latest version of NSN XML Schema is part of the ACodP-1 XML in every ACodP-1 publication.

NSPA distributes the latest NSN XML Schema via NCS Support website at least two weeks before a new ACodP-1 release.

Prior to a new NSN XML Schema version being published in a new release of ACodP-1, it will already be implemented in NACOMS at NSPA.

The XML Schema can be found at the NCS Support webpage  
<https://eportal.nspa.nato.int/Codification/Support/en/Products/NDER>

## Sub-Section 495 - NCAGE Data Exchange

### 495.1 General

International NCAGE XML Data Exchange is performed between National Codification Bureaux (NCB) and the NATO Support and Procurement Agency (NSPA). NATO Mail Box System (NMBS) secures all data transfer between NCBs and NSPA.

The file transmitted using NMBS must comply with the latest or the second latest NCAGE XML Schema.

### 495.2 NCAGE XML Character Set

The character set for NCAGE XML international data exchange comprise of ISO 8859 characters part no. 1, 2, 3, 4, 9, 10, 13, 14, 15 and 16.

- Part 1 – Latin-1 – Western European;
- Part 2 – Latin-2 – Central European;
- Part 3 – Latin-3 – Southern European;
- Part 4 – Latin-4 – Northern European;
- Part 9 – Latin-5 – Turkish;
- Part 10 – Latin-6 – Nordic;
- Part 13 – Latin-7 – Baltic Rim;
- Part 14 – Latin-8 – Celtic;
- Part 15 – Latin-9 (revision of 8859-1);
- Part 16 – Latin-10 – South-Eastern European.

### 495.3 Testing Scenario

The following procedure is to assure compatibility of NMCRL and national codification software NCAGE data imports/exports in XML format as well as NATO Mail Box System (NMBS) data exchange between NATO Support and Procurement Agency (NSPA) and NCB.

The NCB implementing NCAGE XML Schema in national codification software being about to be tested for international data exchange is supposed to be able to send/receive NCAGE Code updates daily.

### 495.4 Testing Procedure

- a. NCB implements the latest NCAGE XML Schema in national codification software;
- b. NCB contacts NSPA at [itc.codif@nspa.nato.int](mailto:itc.codif@nspa.nato.int) informing about NCAGE XML Schema implementation in national codification software, NCB testing point of contact (PoC) with valid email address that will be used for communication and readiness to begin testing;
- c. NSPA proposes the exact timeframes for NCAGE XML tests to NCB. Period of test should not exceed more than one calendar month per single NCB; (subject of exceptions due to summer vacation period, Christmas vacations, etc.)
- d. NCB sends to NSPA national NCAGE XML File with no less than ten and no more than twenty NCAGE Codes (ideally both newly assigned and updated) via email to [itc.codif@nspa.nato.int](mailto:itc.codif@nspa.nato.int). This process (steps e and f) will be repeated at least five times. XML Schema may not include NMBS Header information;

- e. NSPA processes received national NCAGE XML File and reports back to NCB NCAGE XML Error File in line with ACodP-1, Sub-Section 496, sub-paragraph 496.2 via email. The report may state there are no errors;
- f. NCB corrects received erroneous NCAGE Codes (if any) and sends them back to NSPA. Any further NCAGE XML File will be sent by the NCB only if there are no more errors in previous NCAGE XML File;
- g. After five successful emails' exchange of national NCAGE XML Files NSPA "opens" NMBS testing environment for NCB and informs NCB's PoC.



## Sub-Section 496 – NCAGE XML Schema

### 496.1 NCAGE Schema Data Elements

All data elements in the NCAGE XML Schema are logically grouped. Every data element has a defined data type and length, as well as an obligation to be included in exchange data set. Groups with defined occurrence **MIN. 1 are mandatory** for the NCAGE XML Schema. Those with defined occurrence **MIN. 0 are optional**. ([see Chapter IV, Annex E](#)). **When MAX value is not specified default value 1 is used.**

Table 01 – NCAGE XML Schema Data Elements

Data Element Name	DRN	Data Type	Length	Obligation	Occurrence
<b>NMBS HEADER</b>					<b>MIN. 1</b>
Source Code	8709	String	73	mandatory	min. 1
Destination		String	7	mandatory	min. 1
Station Message Serial Number	9765 8722	Short 1- 999999999	4 1-9	mandatory	min. 1
Date (YYYYJJJ) Message Date Time	8711	Julian Date YYYY-MM- DDThh:mm:ss: Z	7	mandatory	min. 1
Time		Time	time	mandatory	min. 1
<b>SEGMENTS</b>					<b>MIN. 1</b>
<b>CONTROL</b>					<b>MIN. 1</b>
Priority Code	2867	String	4	optional*	min. 0
Originator Code	4210	String	2	mandatory	min. 1
Submitter Code	3720	String	2	mandatory	min. 1
Transaction Date	2310	Julian Date	7	mandatory	min. 1
<b>NCAGES BODY</b>					<b>MIN. 1</b>
<b>NCAGE</b>					<b>MIN. 1</b>
NCAGE Code	4140	String	5	mandatory	min. 1
Document Control Serial Number	1000	String	7	mandatory	min. 1

\*-If missing, defaulted "4"

Data Element Name	DRN	Data Type	Length	Obligation	Occurrence
Date NCAGE Established	2262	Julian-Date YYYY-MM-DDThh:mm:ss: Z	7	optional	min. 0
Date Last Change NCAGE Record	9567	Julian-Date YYYY-MM-DDThh:mm:ss: Z	7	mandatory	min. 1
<b>NCAGE DATA</b>					<b>MIN. 1</b>
NCAGE Name	8972	String	1-190	mandatory	min. 1
NCAGE Status Code	2694	String	1	mandatory	min. 1
Foreign Domestic Designator Code	4235	String	1	optional**	min. 0
NCAGE Type Code	4238	String	1	mandatory	min. 1
Country Code	3408	String	3	mandatory	min. 1
<b>STATE</b>					<b>MIN. 0</b>
US State Abbreviation	0186	String	2	optional	min. 0
Province Name	8978	String	1-38	optional	min. 0
<b>PHYSICAL ADDRESS</b>					<b>MIN. 0 1</b>
Street Address line 1	1082	String	<del>38</del> 1-64	<del>optional</del> mandatory	min. <del>0</del> 1
Street Address line 2	1083	String	<del>38</del> 1-64	optional	min. 0
Geographical Address Postal Zone	2549	String	1-38	<del>optional</del> mandatory	min. <del>0</del> 1
Geographical Address City	1084	String	1-38	<del>optional</del> mandatory	min. <del>0</del> 1
<b>POSTAL ADDRESS</b>					<b>MIN. 0</b>
Post Office Box	1361	String	38	optional	min. 0
Postal Address Postal Code	2660	String	38	optional	min. 0
Postal Address City	2659	String	38	optional	min. 0

\*\* See ACodP-1, [Chapter IV, Annex G16, Table 25](#)

\*\*\* See ACodP-1, [Chapter IV, Annex G36, Table 137](#)

Data Element Name	DRN	Data Type	Length	Obligation	Occurrence
<b>COMMUNICATION</b>					<b>MIN. 0</b>
<b>TELEPHONES</b>					<b>MIN. 0</b>
Telephone Number	8974	String	50	optional	min. 1, max. 5
<b>FAXES</b>					<b>MIN. 0</b>
Fax Number	8975	String	50	optional	min. 1, max. 5
<b>EMAILS</b>					<b>MIN. 0</b>
Email Address	3375	String	50	optional	min. 1, max. 5
<b>WEBSITES</b>					<b>MIN. 0</b>
Web URL	8021	String	50	optional	min. 1, max. 5
<b>ADDITIONAL</b>					<b>MIN. 0</b>
National Identification Number	2658	String	50	optional	min. 0
<b>ISIC Codes</b>					<b>MIN. 0</b>
ISIC Code	1368	String	50 4	optional	min. 0 1, max. 45
<b>NAICS Codes</b>					<b>MIN. 0</b>
NAICS Code	6044	String	50 6	optional	min. 0 1, max. 45
<b>NACE Codes</b>					<b>MIN. 0</b>
NACE Code	2657	String	50 2-4	optional	min. 0 1, max. 45
<b>DUNS Number</b>	3405	String	9	optional	min. 0
<b>CPV Codes</b>					<b>MIN. 0</b>
CPV Code	9569	String	50 10	optional	min. 0 1, max. 45
<b>UNSPSC Codes</b>					<b>MIN. 0</b>
UNSPSC	9574	String	50 8	optional	min. 0 1, max. 45
<b>GLN Codes</b>					<b>MIN. 0</b>
GLN Code	9568	String	50 13	optional	min. 0 1, max. 45

Data Element Name	DRN	Data Type	Length	Obligation	Occurrence
<b>REPLACEMENTS</b>					<b>MIN. 0</b>
Replacement NCAGE	3595	String	5	mandatory	min. 1, max. 5
<b>ERRORS</b> (NCAGE XML, See 496.3 NCAGE Central Validations Return Codes)					<b>MIN. 0</b>
<b>ERROR</b>					<b>min. 0</b>
Code		Integer			min. 0
NewCode		Err			min. 0
Description		String			min. 0
<b>WARNING</b>					<b>min. 0</b>
Code		Integer			min. 0
NewCode		Err			min. 0
Description		String			min. 0

NCAGE XML Schema is published in NABS folder called "XML". This folder is placed under *Shared Documents > AC135 > Projects > IT.*

The XML Schema can be found at the NDER Support webpage

<https://eportal.nspa.nato.int/Codification/Support/en/Products/NDER>

## 496.2 NCAGE Schema Validations

NSPA runs Schema validations on NCAGE data before integration into the NTIR database and dissemination of consolidated NCAGE files to the countries.

NCAGE messages must comply with valid XML Schema.

If any of data element within a NCAGE message is not in line with defined NCAGE XML Schema:

- No NCAGE data from the message will be processed and will not be integrated into NTIR; ~~database~~
- No NCAGE data will be distributed to the countries;
- NSPA will contact Source NCB CodSP-4 - NCAGE Contact.

NCAGE XML transactions with **Reject and/or Warning** codes with associated explanatory definitions is ~~returned to~~ published for the submitting NCB ~~via E-MAIL in AC/135 Management Information System (MIS).~~

NCAGE records associated to an “R” (Reject):

- did not pass the NCAGE ~~Input Data~~ Validations ~~Controls~~;
- will not be published in ~~NTIR NMCRL database~~;
- will be ~~daily published in MIS (NCAGE Errors) returned back~~ to the submitting NCB to ~~make for~~ corrections.

NCAGE records associated to a “W” (Warning):

- passed the NCAGE ~~Schema Input~~ Validations ~~Controls~~;
- will be published in ~~NTIR NMCRL database~~;
- will be ~~montly published in MIS (NCAGE Quality) for the submitting NCB to make corrections returned back to the submitting NCB for correction~~;
- ~~will be reported in MIS later, if not corrected.~~

Table of NCAGE XML Input Data Validations Control

NCAGE XML → Input validation control – All records						
	Data Element (DRN)	XML Data Element	Value control carried out	Reject / Warning	Reject Code	Warning Code (MIS)
1	PIC (2867)	PRIORITY_CODE_2867	1. Schema validation	R	0-0000-1	
2	Originator Code (4210)	ORIGINATOR_CODE_4210	1. Schema validation	R	0-0000-1	
3	Submitter Code (3720)	SUBMITTER_CODE_3720	1. Schema validation	R	0-0000-1	
			2. Must appear in Annex G13, Table 18	R	0-3720-1	
4	Transaction Date (2310)	TRANSACTION_DATE_2310	1. Schema validation	R	0-0000-1	
5	DCSN (1000)	DOCUMENT_CONTROL_SERIAL_NUMBER_1000	1. Schema validation	R	0-0000-1	
			2. Must be in prescribed form (see Sub-Section 543, DRN 1000)	R	0-1000-2	
1 6	NCAGE Code (4140)	NCAGE_CODE_4140	1. Schema validation	R	0-0000-1	
			2. Must be in prescribed form in accordance with the Submitter Source Code (see CodSP-3)	R	8-4140-2	
			3. Circular reference between the NCAGE Code and its replacements	W		8-4140-3
			4. Letter “O” not authorized in the structure of an NCAGE Code	W		8-4140-4
			5. Letter “I” is applied to the structure of NCAGE Code assigned out of NSPA and/or letter “I” must not be applied to other than 1 <sup>st</sup> position of NCAGE Code assigned by NSPA	W		8-4140-5

2 7	NCAGESD Code (2694)	NCAGE_STATUS_CODE_2694	1. Schema validation	R	0-0000-1	
			2. Must be a value defined in ACodP-1, Annex G15, <a href="#">Table 24</a>	R	8-2694-1	
			3. Must be "R" if Replacement NCAGE Code (RP1) (and/or RP2 to RP5) exist(s)	R	8-2694-2	
			4. Must not be "R" if Replacement NCAGE Code (RP1) (and/or RP2 to RP5) do(es) not exist	R	8-2694-3	
			5. Must be valid for your nation	W		8-2694-4
3 8	US F/DDC (4235)	FOREIGN_DOMESTIC_DESIGNATOR_CODE_4235	1. Schema validation	R	0-0000-1	
			2. Must be present for NCAGE Code like #***#	R	8-4235-1	
			3. Must be blank for NCAGE Code not like #***#	R	8-4235-2	
			4. Must be 1 or 2 for NCAGE Code like #***# and <del>Submitter</del> Source Code is <del>ZZ</del> USA	R	8-4235-3	
			5. Must be 3 for NCAGE Code like #***# and <del>Submitter</del> Source Code is <del>ZC</del> CAN	R	8-4235-4	
			6. Must have value of 1 or 2 or 3, when required	R	8-4235-5	
4 9	Type O.E. Code (4238)	NCAGE_TYPE_CODE_4238	1. Schema validation	R	0-0000-1	
			2. Must be a value defined in ACodP-1, Annex G34, <a href="#">Table 129</a>	R	8-4238-1	
			3. Type of Organizational Entity Code "D" for FRANCE use only	W		8-4238-2
			4. Type of Organizational Entity Code "A" for US or Canada use only	W		8-4238-3

			5. Type of Organizational Entity Code = F and <del>more than 5</del> Primary References <del>are</del> <b>is</b> recorded in <del>NMCR</del> <b>NTIR</b>	W		8-4238-4
			6. Type of Organizational Entity Code = G and <del>more than 5</del> References <del>are</del> <b>is</b> recorded in <del>NMCR</del> <b>NTIR</b>	W		8-4238-5
<del>40</del> 5	Date of Last Change (9567)	DATE_LAST_CHANGE_NC AGE_RECORD_9567	1. Schema validation	R	0-0000-1	
<del>44</del> 6	NCAGE Data (XML node)	NCAGE DATA (XML node)	1. Schema validation	R	0-0000-1	
	Street Address Line 1 (1082)	STREET_ADDRESS_LINE_1_1082	2. If NCAGE is active (NCAGE_STATUS_CODE_2694 <> <del>F</del> , H, <del>N</del> , <del>P</del> , R), the first line of street Address (STREET_ADDRESS_LINE_1_1082) must be present	R	8-9566-4	
	Street Address Line 2 (1083)	STREET_ADDRESS_LINE_2_1083				
	Geographical Address City (1084)	GEO_ADDRESS_CITY_1084	3. If NCAGE is active (NCAGE_STATUS_CODE_2694 <> <del>F</del> , H, <del>N</del> , <del>P</del> , R), City (GEO_ADDRESS_CITY_1084) must be present	R	8-9566-5	
	Country Code (3408)	COUNTRY_CODE_3408				
	Geographical Address Postal Zone (2549)	GEO_ADDRESS_POSTAL_ZONE_2549	4. If NCAGE is active (NCAGE_STATUS_CODE_2694 <> <del>F</del> , H, <del>N</del> , <del>P</del> , R), Country Code of NCAGE (COUNTRY_CODE_3408) must be present	R	8-9566-6	
	Postal Address City (2659)	POSTAL_ADDRESS_CITY_2659	5. Country Code of NCAGE (COUNTRY_CODE_3408) must be a value defined in <a href="#">CodSP-3</a>	R	8-9566-7	
	Postal Address Postal Code (2660)	POSTAL_ADDRESS_POSTAL_CODE_2660				
	US State Abbreviation (0186)	US_STATE_ABBREVIATION_0186	6. If NCAGE is active (NCAGE_STATUS_CODE_2694 <> <del>F</del> , H, <del>N</del> , <del>P</del> , R), Post Code (element GEO_ADDRESS_POSTAL_ZONE_2549) must be present	R	8-9566-8	



Province Name (8978) Email Address (3375) WEB URL (8021) Post Office Box (1361) Postal Address Postal Code (2660) Telephone Number (8974) Fax Number (8975) National Identification Number (2658)	PROVINCE_NAME_8978	7. If element POSTAL_ADDRESS_CITY_2659 is present and NCAGE is active (NCAGE_STATUS_CODE_2694 <> F, H, N, P, R), elements POSTAL_ADDRESS_POSTAL_CODE_2660 and POST_OFFICE_BOX_1361 and COUNTRY_CODE_3408 must be present	R	8-9566-9	
	EMAIL_ADDRESS_3375	8. If element POSTAL_ADDRESS_POSTAL_CODE_2660 is present and NCAGE is active (NCAGE_STATUS_CODE_2694 <> F, H, N, P, R) elements POSTAL_ADDRESS_CITY_2659 and POST_OFFICE_BOX_1361 and COUNTRY_CODE_3408 must be present	R	8-9566-10	
	WEB_URL_8021	9. Element US_STATE_ABBREVIATION_0186 is for use only by the US and Canada	R	8-9566-11	
	POST_OFFICE_BOX_1361	10. Element US_STATE_ABBREVIATION_0186 must be a value defined in ACodP-1, Annex G36, <a href="#">Table 137</a>	R	8-9566-12	
	POSTAL_ADDRESS_POSTAL_CODE_2660	11. Element PROVINCE_NAME_8978 is not for use by the US and Canada	R	8-9566-13	
	TELEPHONE_NUMBER_8974	12. E-mail address (EMAIL_ADDRESS_3375) format must be valid	W		8-9566-16
	FAX_NUMBER_8975	13. Website address (WEB_URL_8021) format must be valid	W		8-9566-17
	NATIONAL_IDENTIFICATION_NUMBER_2658	14. Replacement NCAGE Code (RP1) (and/or RP2 to RP5) is not linked with an NCAGE Code recorded in NMCRL	W		8-9566-24
		15. Clear Text contains two or more consecutive spaces	W		8-9566-30

7 <del>12</del>	GLN Code (9568)	GLN_CODE_9568	1. GLN Code must be a 13-digit number <b>Example:</b> 8435398600044	<del>W</del> R	8-9568-1	<del>8-9568-1</del>
8 <del>13</del>	UNSPSC Code (9574)	UNSPSC_CODE_9574	1. UNSPSC Code must be a 8-digit number <b>Example:</b> 44101501	<del>W</del> R	8-9574-1	<del>8-9574-1</del>
9 <del>14</del>	ISIC Code (1368)	STANDARD_INDUSTRIAL_CLASSIFICATION_CODE_1368	1. ISIC Code must be a 4-digit number <b>Example:</b> 3559	<del>W</del> R	8-1368-1	<del>8-1368-1</del>
10 <del>15</del>	NACE Code (2657)	NACE_CODE_2657	1. NACE Code must be a number from 2 digits minimum to 4 digits maximum <b>Example:</b> 4614	<del>W</del> R	8-2657-1	<del>8-2657-1</del>
11 <del>16</del>	CPV Code (9569)	CPV_CODE_9569	1. CPV Code must consist of 10-alphanumeric characters <b>Example:</b> 35126000-3	<del>W</del> R	8-9569-1	<del>8-9569-1</del>
<del>17</del>	<del>DUNS Number (3405)</del>	<del>DUNS_CODE_3405</del>	<del>1. DUNS Number must be a 9-digit number Example: 123456789</del>	<del>W</del>		<del>8-3405-1</del>
12 <del>18</del>	NAICS Code (6044)	NAICS_CODE_6044	1. NAICS Code must be a number from 2 digits minimum to 6 digits maximum <b>Example:</b> 76584	<del>W</del> R	8-6044-1	<del>8-6044-1</del>

## 496.3 NCAGE Central Validations Return Codes

Code	Explanation
<del>8-3720-01</del>	<del>Submitter Code must appear in Chapter IV, Annex G13, Table 18</del>
8-4140-02	NCAGE Code must be in prescribed form in accordance with the <b>Submitter Source Code</b> (see <a href="#">CodSP-3</a> )
8-2694-01	NCAGE Status Designator Code must be a value defined in ACodP-1, Chapter IV, Annex G15, <a href="#">Table 24</a>
8-2694-02	NCAGE Status Designator Code must be "R" if RP1 (and/or RP2 to RP5) exist(s)
8-2694-03	NCAGE Status Designator Code must not be "R" if RP1 (and/or RP2 to RP5) do(es) not exist
8-4238-01	Type of Organizational Entity Code must be a value defined in ACodP-1, Chapter IV, Annex G34, <a href="#">Table 129</a>
8-9566-04	If NCAGE is active (NCAGESD Code <> <b>F, H, N, P, R</b> ), the first line of Street Address <b>Line 1</b> ( <del>prefix-ST1</del> ) must be present
8-9566-05	If NCAGE is active (NCAGESD Code <> <b>F, H, N, P, R</b> ), <b>Geographical Address City</b> ( <del>prefix-CIT</del> ) must be present
8-9566-06	If NCAGE is active (NCAGESD Code <> <b>F, H, N, P, R</b> ), Country Code of NCAGE ( <del>prefix-CTR</del> ) must be present
8-9566-07	Country Code of NCAGE ( <del>prefix-CTR</del> ) must be a value defined in <a href="#">CodSP-3</a>
8-9566-08	If NCAGE is active (NCAGESD Code <> <b>F, H, N, P, R</b> ), <b>Geographical Address Postal Zone Post Code</b> ( <del>prefix-PSC</del> ) must be present
8-4235-01	US F/DDC must be present for NCAGE Code like #***#
8-4235-02	US F/DDC must be blank for NCAGE Code not like #***#
8-4235-03	US F/DDC must be 1 or 2 for NCAGE Code like #***# and <b>Submitter Source Code</b> is <b>ZZ-USA</b>
8-4235-04	US F/DDC must be 3 for NCAGE Code like #***# and <b>Submitter Source Code</b> is <b>ZC-CAN</b>
8-4235-05	US F/DDC must have value of 1 or 2 or 3 when required
8-9566-11	<b>US State Abbreviation Prefix-STE</b> is for use only by the <b>USA</b> and Canada
8-9566-12	<b>US State Abbreviation Prefix-STE</b> must be a value defined in ACodP-1, Chapter IV, Annex G36, <a href="#">Table 137</a>
8-9566-13	<b>Province Name Prefix-STP</b> is not for use by the <b>USA</b> and Canada

Code	Explanation
8-9566-09	If <b>Postal Address</b> <del>prefix PCC</del> is present and NCAGE is active (NCAGESD Code <> <del>F, H, N, P, R</del> ), <b>Postal Address Postal Code and Post office Box</b> <del>prefixes PCS and CTR</del> must be present
8-9566-10	If <b>Postal Address Postal Code</b> <del>prefix PCS</del> is present and NCAGE is active (NCAGESD Code <> <del>F, H, N, P, R</del> ), <b>Postal Address City and Post Office Box</b> <del>prefixes PCC and CTR</del> must be present
8-9568-1	GLN Code must be a 13-digit number
8-9574-1	UNSPSC Code must be a 8-digit number
8-1368-1	ISIC Code must be a 4-digit number
8-2657-1	NACE Code must be a number from 2 digits minimum to 4 digits maximum
8-9569-1	CPV Code must consist of 10-alphanumeric characters
8-6044-1	NAICS Code must be a number from 2 digits minimum to 6 digits maximum

#### 496.4 Versioning Management

496.4.1 Management of NCAGE XML Schema versions is entrusted to the care of NSPA. Version number changes in case of any change in actually published NCAGE XML Schema. Version number consists of two digits split by a full stop. (e.g. Version 1.0, Version 2.1, etc.)

Version Number will be included in the XML Schema Namespace.

496.4.2 Two types of changes may occur in NCAGE XML Schema.

##### Major change

A major NCAGE XML Schema modification is noted in the first number in front of the full stop. Major change signalizes a ***significant intervention*** in NCAGE XML Schema that makes the new version incompatible with the previous one. (Example: New mandatory data element introduced in a new version of NCAGE XML Schema). Only one major schema version will be supported at any given time.

##### Minor change

A minor NCAGE XML Schema modification is noted in the second number of the version after the full stop. Minor change signals ***insignificant intervention*** in NCAGE XML Schema. The new version remains compatible with the previous one. (Example: Obligation of data element has been changed from mandatory to optional).

NSPA maintains simultaneous use of the two different NCAGE XML Schema versions with Minor changes for that period of six months only.

#### 496.5 Schema Publication

496.5.1 The latest version of NCAGE XML Schema is part of ACodP-1, (NCAGE XML Schema is published in NABS folder called "XML". This folder is placed under Shared Documents > AC135 > Projects > IT ). Only a version of NCAGE XML Schema published in ACodP-1 is valid one.

496.5.2 When a valid NCAGE XML Schema version is published in a new release of ACodP-1 it is already implemented in NACOMS at NSPA. NCB's must to implement a new valid version of NCAGE XML Schema no later than six months after the latest ACodP-1 release.

496.5.3 The latest NCAGE XML Schema is distributed to NCB via NATO Automated Business System (NABS) two weeks before ACodP-1 release.

## ANNEXES

## ANNEX A - Flowcharts, Displays and Other Processing Aids

**NOTE:**

The following flowcharts are for guidance only and are not mandatory. They should be used in accordance with national requirements. Project teams and/or international prime contractors committed to the ASD 2000M Specification may not follow the flowcharts for codification operations. As the flowcharts 1 and 2 in ANNEX A do not exactly match the process described in S2000M, NCBs should be aware that project teams and/or prime contractors may be contractually tied to the S2000M procedure and not that described in this ANNEX A.

### Annex A1. Codification Operations

STEP	ACTION	Procuring NATO or Tier 2 sponsored Country / Agency		Producing NATO or Tier 2 sponsored Country	Industry	
		Procuring Activity	NCB	NCB	Main Contractor	Sub-Contractor
<b>1.1</b>	<b>Contractual Arrangements</b>					
1.1.1	Invitation to bid to include the Codification Contract Clause specifying the action required.	●			○	
1.1.2	Acceptance of contract with Codification Contract Clause requirements detailed.	○			●	
1.1.3	The main contractor includes codification requirements in sub-contracts.				●	○
1.1.4	Financial arrangements to cover codification tasks.	●			○	
<b>1.2</b>	<b>Information</b>					
1.2.1	Information to NCB of producing NATO or Tier 2 sponsored country (Initial exchange of information, NATO Form AC/135-No 1).	●	○	○		
1.2.2	The NCB of the producing country informs the procuring country whether the equipment is or will be codified.	○	○	●		

STEP	ACTION	Procuring NATO or Tier 2 sponsored Country / Agency		Producing NATO or Tier 2 sponsored Country	Industry	
		Procuring Activity	NCB	NCB	Main Contractor	Sub-Contractor
<b>1.3</b>	<b>Coordination</b>					
1.3.1	The participating countries in a common project or NATO project decide which country(ies) will act as the procuring country(ies) for (which part of) the codification matters.					
<b>1.4</b>	<b>Codification</b>					
1.4.1	The procuring activity starts Assign NIIN and Register User-actions for the selected items mentioned on the Recommended Spare Parts List (RSPL) or similar documents.	●	○	○		
1.4.2	The recipient NCB screens the national file, returns the matching NSNs to the requesting NCB and registers the NATO or Tier 2 sponsored country / NSPA concerned as a user.	○	○	●		
1.4.3	The potential matched references are returned immediately to the requesting NCB/NSPA for review and decision.		○	●		
1.4.4	After decision the NCB/NSPA of the procuring country takes the appropriate action (e.g. Add User, Assign NIIN and Register User )		●			
1.4.5	For the references matching through association the NCB of the producing country returns the appropriate NSNs after review to the requesting NCB/NSPA and registers the NATO or Tier 2 sponsored country / NSPA concerned as a user.	○	○	●		



STEP	ACTION	Procuring NATO or Tier 2 sponsored Country / Agency		Producing NATO or Tier 2 sponsored Country	Industry	
		Procuring Activity	NCB	NCB	Main Contractor	Sub-Contractor
1.4.6	For the non-matching references the NCB of the producing country demands or makes demand from the main contractor or sub-contractor(s) either technical documentation or draft item identifications.			●	○	○
1.4.7	The NCB of the producing country identifies or identify the items concerned, processes the item identifications and assigns NSNs.			●	○	○
1.4.8	The NCB of the producing country registers the procuring country as a user and notifies the concerned NCB accordingly.	○	○	●		
<b>1.5</b>	<b>Follow-on support</b>					
1.5.1	The main contractor or sub-contractor notifies proposed engineering changes and/or modifications to the procuring activity.	○			●	●
1.5.2	The procuring activity reviews the proposed changes and confirms to the main contractor or sub-contractor.	●			○	○
1.5.3	The procuring activity starts Assign NIIN and Register User-actions.	●	○	○		
1.5.4	The next steps are analogous to paragraph 1.4 Codification. ↑					

**SYMBOLS :**

- = Action required
- = Information only

## Annex A2. Co-ordination of Codification by a Home NCB

**Note :** A project contractor is a contractor acting on behalf of one or more activity/activities authorized to produce parts lists (indicating items of supply) or changes thereto.

STEP	ACTION	Sub-Group or Procuring Countries	Producing NATO or Tier 2 sponsored Country's NCB	Home NCB	Main Contractor	Sub-Contractor
<b>2.1</b>	<b>Pre-arrangements</b>					
2.1.1	Establishment of a Codification Sub-Group if required for project management.	○	○	○	○	
2.1.2	Assignment of (a) NATO Codification Project Code(s) by the AC/135 Secretariat on request by the Codification Sub-Group or the countries involved and information on assigned codes to interested countries.	○	○	○		
2.1.3	Installation of suspense file for projects (the structure is a national responsibility).			●		
<b>2.2</b>	<b>Contractual arrangements</b>					
2.2.1	Invitation to bid to include the Codification Contract Clause specifying the action required.	●			○	
2.2.2	Acceptance of contract with Codification Contract Clause requirements fully detailed.				●	○
2.2.3	The project contractor includes codification requirements in sub-contracts.				●	○
2.2.4	Financial arrangements to cover codification tasks.	●			○	
<b>2.3</b>	<b>Pre-codification guidance/information</b>					
2.3.1	Pre-codification conference, if necessary.	●	○	○	○	

STEP	ACTION	Sub-Group or Procuring Countries	Producing NATO or Tier 2 sponsored Country's NCB	Home NCB	Main Contractor	Sub-Contractor
2.3.2	Information to NCB of producing NATO or Tier 2 sponsored country. Initial exchange of information, NATO Form AC/135-No 1.	●	○			
2.3.3	The NCB of the producing country informs whether the equipment is or will be codified.	○	●			
<b>2.4</b>	<b>Codification</b>					
2.4.1	The project contractor submits the parts list indicating items of supply (see Sub-Section 122) or change requests for codification in the name of the consortium countries to his Home NCB.			○	●	
2.4.2	The Home NCB screens all items of supply by NCAGE Code and reference numbers.			●		
2.4.3	The Home NCB registers the project contractor as authorised data receiver for all exact matches where no restriction on usage (standardization / I&S data) is recorded, and transmits the output to him.			●	○	
2.4.4	The Home NCB transmits all potential matches of own origin together with exact matches where restrictions on usage exists to the project contractor. There the item is either identified and registration as authorised user is requested or the item must be re-transmitted for codification together with the Reference Number Justification Code (RNJC) other than blank. <sup>(*)</sup>			●	○	

<sup>(\*)</sup> **Note:** The application or assignment of the RNJC by the contractor shall, be subject to final review by the respective NCB which remains the ultimate authority. Disputes regarding the applied RNJC will be resolved through discussion between the Home NCB and the project contractor.

STEP	ACTION	Sub-Group or Procuring Countries	Producing NATO or Tier 2 sponsored Country's NCB	Home NCB	Main Contractor	Sub-Contractor
2.4.5	The Home NCB extracts data for all remaining items of supply and sorts references by country of origin using the NCAGE Code as the key.			●		
2.4.6	The Home NCB initiates codification for no match items of own origin and those of Non-NATO manufacturer.			●		
2.4.7	The Home NCB registers the project contractor as authorised data receiver for all codified items and transmits the codification data to the project contractor including any rejection or notification codes.			●	○	
2.4.8	The Home NCB transmits codification requests to the appropriate NCB using the relevant priority indicator code (see <a href="#">Chapter IV, Annex G, Table 07</a> ).		○	●		
2.4.9	The producing country's NCB screens the references.		●			
2.4.10	The producing country's NCB registers the Home NCB as user for all exact matched items where no restrictions on usage are recorded.		●	○		
2.4.11	The Home NCB registers the project contractor as authorised data receiver on receipt of user registration result from the producing country's NCB.			●	○	

STEP	ACTION	Sub-Group or Procuring Countries	Producing NATO or Tier 2 sponsored Country's NCB	Home NCB	Main Contractor	Sub-Contractor
2.4.12	The producing country's NCB transmits, via the Home NCB, potential matches as well as exact matches where restrictions on usage are recorded to the project contractor. There the item is either identified and registration as authorised user is requested or the item must be re-transmitted for codification together with the Reference Number Justification Code (RNJC) other than blank. <sup>(*)</sup>		●	●	○	
2.4.13	The producing country's NCB codifies all non matched items and the requesting Home NCB will be registered as a user.		●	○		
2.4.14	The Home NCB transmits codification results from the other NCBs, including any rejection or notification codes, immediately to the project contractor and registers him as authorised data receiver for all codified items.			●	○	
<b>2.5</b>	<b>Logistics Conference</b>					
2.5.1	Participation in Logistics Conference.	●	●		●	
<b>2.6</b>	<b>After the Logistics Conference</b>					
2.6.1	The project contractor transmits any further codification requests in parts lists format in the name of the consortium countries to his Home NCB			○	●	
2.6.2	The Home NCB initiates action as per sub-paragraph 2.4.2.			●		

<sup>(\*)</sup> **Note:** The application or assignment of the RNJC by the contractor shall, be subject to final review by the respective NCB which remains the ultimate authority. Disputes regarding the applied RNJC will be resolved through discussion between the Home NCB and the project contractor.

STEP	ACTION	Sub-Group or Procuring Countries	Producing NATO or Tier 2 sponsored Country's NCB	Home NCB	Main Contractor	Sub-Contractor
2.6.3	The project contractor prepares the master lists and transmits them to the services of the consortium countries (information to the NCB is left to national discretion).	○		○	●	
2.6.4	The project contractor initiates the appropriate "Withdraw Data Receiver Interest" action with the Home NCB for all items not required.			○	●	
2.6.5	The Home NCB initiates the appropriate "Delete User" actions for items reported under subparagraph 2.6.4 with the producing country's NCB.		○	●		
2.6.6	The using national services of the procuring countries initiate user registration with their NCB.	●				
<b>2.7</b>	<b>Full codification</b> (to be undertaken if not completed within the timeframe)					
2.7.1	The appropriate NCB will continue full codification as required in accordance with the rules of ACodP-1.		●			
2.7.2	The Home NCB takes the appropriate file update action and notifies the project contractor and other registered users for changes to all NSNs concerned.			●	○	

**SYMBOLS :**

- = Action required
- = Information only

### Annex A3 - Flowchart “Codification for a Major Export Contract”

**NOTE:**

The following flowchart is for guidance only and is not mandatory. It should be used in accordance with national requirements. Project teams and/or international prime contractors committed to the ASD 2000M Specification may not follow the flowchart for codification operations. As the flowchart in ANNEX C does not exactly match the process described in S2000M, NCBs should be aware that project teams and/or prime contractors may be contractually tied to the S2000M procedure and not that described in this ANNEX C.

STEP	ACTION	Customer/ Procuring Country (End user)	Procuring Country NCB	Primary Producing Country NCB	Secondary Producing country NCB	Main Contractor	Sub Contractor
<b>1</b>	<b>CONTRACTUAL ARRANGEMENTS</b>						
1.1	<p><b>Establish a major armament contract with Codification Contract Clause or equivalent.</b></p> <p><i>Note 1: Confirm the feasibility of the direct process through the NCs of the procuring and Producing countries B in the upstream step during the study of the contract.</i></p> <p><i>Note 2: Regarding any financial considerations in the following processes and procedures. National financial rights and agreements may apply.</i></p>	●	○	○		●	
<b>2</b>	<b>INFORMATION</b>						
2.1	<p><b>Inform the NCB of the Primary Producing country</b></p> <p>Use of NATO Form AC/135-No 1</p>		●	○			
2.2	<p><b>Establish a Direct link between Producing NCB and Contractor</b></p> <p><i>Note: Information exchange between the NCB of the producing country and the Main Contractor</i></p>			○		●	●

STEP	ACTION	Customer/ Procuring Country (End user)	Procuring Country NCB	Primary Producing Country NCB	Secondary Producing country NCB	Main Contractor	Sub Contractor
<b>3</b>	<b>COORDINATION / PRE-CODIFICATION</b>						
	<b>Initial Provisioning List, (IPL), evaluation, agreement, development and assessment phase.</b>						
3.1	Procuring Country/the end user, and Main Contractor to agree upon an IPL contract and subsequently inform Procuring and Primary Producing Country NCBs of completion.	●	○	○		●	
3.2	Define a procedure for exchange of IPL data between Main Contractor and Primary Producing Country NCB and inform Procuring Country NCB.		○	●		●	
3.3	Main Contractor to evaluate the country of origin of the items and inform Primary Producing and Procuring Country NCBs.		○	○		●	○
3.4	Primary and Procuring Country NCBs to establish agreement on the method to be used depending on the country of origin of items and inform Main Contractor.		●	●		○	
	<i>Note: The following 4 separate cases, (3.4.1 to 3.4.4), may be considered as primary options.</i>						
3.4.1	<ul style="list-style-type: none"> <li>Items of the Main Contractor's country :</li> </ul> <b>Identified by Primary Producing Country NCB from the IPL.</b>			●		○	



STEP	ACTION	Customer/ Procuring Country (End user)	Procuring Country NCB	Primary Producing Country NCB	Secondary Producing country NCB	Main Contractor	Sub Contractor
3.4.2	<ul style="list-style-type: none"> <li>▪ Items originating from Procuring Country :               <ul style="list-style-type: none"> <li>a) Transfer of Assin NIIN and Register User from the Primary Producing country's NCB to the Procuring country's NCB</li> <li>or</li> <li>b) Procuring Country NCB to identify items of Procuring Country origin from the IPL.</li> </ul> </li> </ul>		●	●			
3.4.3	<ul style="list-style-type: none"> <li>▪ Items from Secondary Producing Countries :               <ul style="list-style-type: none"> <li>a) Transfer Assign NIIN and Register User from the Primary Producing Country NCB to Secondary Producing Countries NCBs</li> <li>or</li> <li>b) Transfer Assign NIIN and Register User from the NCB of the procuring country to Secondary Producing NCBs.</li> </ul> </li> </ul>			●	●		
3.4.4	<ul style="list-style-type: none"> <li>▪ Items from non TIER 2 or non NATO countries :               <ul style="list-style-type: none"> <li>a) Items codified by the Primary Producing Country NCB</li> <li>b) Codification made by NCB of the procuring country.</li> </ul> </li> </ul>		●	●			
3.5	<ul style="list-style-type: none"> <li>a) Procuring Country/end user and Main Contractor to complete the agreed IPL.</li> <li>b) The Procuring Country/end user to inform Procuring Country NCB.</li> <li>c) Procuring Country NCB to inform Primary Producing country of completion.</li> </ul>	●	●			●	
		●	○				
			●	○			

STEP	ACTION	Customer/ Procuring Country (End user)	Procuring Country NCB	Primary Producing Country NCB	Secondary Producing country NCB	Main Contractor	Sub Contractor
3.6	Screening of the IPL and completion of the Spare Part List to be Codified, (SPLC).		<input type="radio"/>	<input checked="" type="radio"/>		<input checked="" type="radio"/>	
<b>4</b>	<b>CODIFICATION</b>						
4.1	Sort items by Producing Country of origin.  <i>Note: refer to NCAGE</i>			<input checked="" type="radio"/>		<input checked="" type="radio"/>	
4.2	<ul style="list-style-type: none"> <li>▪ Items of the Main Contractor's country :</li> </ul> Codification made by Primary Producing Country's NCB			<input checked="" type="radio"/>		<input type="radio"/>	
4.3	<b>Identification of items from non - TIER 2 sponsored or non NATO Countries :</b>  Codification made per NCB of Primary Producing Country			<input checked="" type="radio"/>		<input type="radio"/>	
4.4	<b>Identification of items from the Procuring Country :</b>  <i>Note: The following cases may be considered as primary options.</i>						
4.4.1	Identification of <i>Procuring</i> country items from the IPL.		<input checked="" type="radio"/>				
4.4.2	The Procuring Country NCB contacts the sub contractor(s) concerned with identification of its items.		<input checked="" type="radio"/>				<input type="radio"/>

STEP	ACTION	Customer/ Procuring Country (End user)	Procuring Country NCB	Primary Producing Country NCB	Secondary Producing country NCB	Main Contractor	Sub Contractor
4.5	<b>Identification of items from NATO or TIER 2 countries:</b>  a) Transfer Assign NIIN and Register User from the Primary Producing Country to various NATO or TIER 2 country NCBs.  or  b) Transfer Assign NIIN and Register User from the NCB of procuring country to various NATO or TIER 2 country NCB.			●	○		
5	<b>FOLLOW UP</b>		●		○		
5.1	a) Primary Producing Country NCB to report on codification progress carried out.  b) Inform Procuring Country NCB and Main Contractor of status.			●			

**DEFINITIONS :**

**Primary Producing Country NCB** : That's the NCB of the country where the Main Contractor is located

**Secondary Producing Country NCB** : That's the NCB of a NATO or Tier2 sponsored country where one or several Sub Contractors are located

**SYMBOLS :**

- = Responsible for Action
- = Information only

**ANNEX B – Character Set****Annex B1 – International Data Exchange Character Set for Non Approved Item Name (DRN 5020)**

Character	Description	Image
U+0020	SPACE	
U+0027	APOSTROPHE	'
U+002C	COMMA	,
U+002D	HYPHEN-MINUS	-
U+002E	FULL STOP	.
U+0030	DIGIT ZERO	0
U+0031	DIGIT ONE	1
U+0032	DIGIT TWO	2
U+0033	DIGIT THREE	3
U+0034	DIGIT FOUR	4
U+0035	DIGIT FIVE	5
U+0036	DIGIT SIX	6
U+0037	DIGIT SEVEN	7
U+0038	DIGIT EIGHT	8
U+0039	DIGIT NINE	9
U+0041	LATIN CAPITAL LETTER A	A
U+0042	LATIN CAPITAL LETTER B	B
U+0043	LATIN CAPITAL LETTER C	C
U+0044	LATIN CAPITAL LETTER D	D
U+0045	LATIN CAPITAL LETTER E	E
U+0046	LATIN CAPITAL LETTER F	F
U+0047	LATIN CAPITAL LETTER G	G
U+0048	LATIN CAPITAL LETTER H	H
U+0049	LATIN CAPITAL LETTER I	I
U+004A	LATIN CAPITAL LETTER J	J
U+004B	LATIN CAPITAL LETTER K	K
U+004C	LATIN CAPITAL LETTER L	L
U+004D	LATIN CAPITAL LETTER M	M
U+004E	LATIN CAPITAL LETTER N	N
U+004F	LATIN CAPITAL LETTER O	O
U+0050	LATIN CAPITAL LETTER P	P

Character	Description	Image
<b>U+0051</b>	LATIN CAPITAL LETTER Q	Q
<b>U+0052</b>	LATIN CAPITAL LETTER R	R
<b>U+0053</b>	LATIN CAPITAL LETTER S	S
<b>U+0054</b>	LATIN CAPITAL LETTER T	T
<b>U+0055</b>	LATIN CAPITAL LETTER U	U
<b>U+0056</b>	LATIN CAPITAL LETTER V	V
<b>U+0057</b>	LATIN CAPITAL LETTER W	W
<b>U+0058</b>	LATIN CAPITAL LETTER X	X
<b>U+0059</b>	LATIN CAPITAL LETTER Y	Y
<b>U+005A</b>	LATIN CAPITAL LETTER Z	Z

NOTE: Use of Parentheses, “(“ and “)”, is only acceptable within the AIN or NAIN of drugs and chemicals as dictated by the NATO Supply Class (NSC). See [FLIS Vol. 3.2.4](#)

**Annex B2 – International Data Exchange Character Set for Characteristics  
Reply (DRN 4128) and Reference Number (DRN 8733)**

Character	Description	Image
U+0020	SPACE	
U+0021	EXCLAMATION MARK	!
U+0022	QUOTATION MARK	"
U+0023	NUMBER SIGN	#
U+0024	DOLLAR SIGN	\$
U+0025	PERCENT SIGN	%
U+0026	AMPERSAND	&
U+0027	APOSTROPHE	'
U+0028	LEFT PARENTHESIS	(
U+0029	RIGHT PARENTHESIS	)
U+002A	ASTERISK	*
U+002B	PLUS SIGN	+
U+002C	COMMA	,
U+002D	HYPHEN-MINUS	-
U+002E	FULL STOP	.
U+002F	SOLIDUS	/
U+0030	DIGIT ZERO	0
U+0031	DIGIT ONE	1
U+0032	DIGIT TWO	2
U+0033	DIGIT THREE	3
U+0034	DIGIT FOUR	4
U+0035	DIGIT FIVE	5
U+0036	DIGIT SIX	6
U+0037	DIGIT SEVEN	7
U+0038	DIGIT EIGHT	8
U+0039	DIGIT NINE	9
U+003A	COLON	:
U+003B	SEMICOLON	;
U+003C	LESS-THAN SIGN	<
U+003D	EQUALS SIGN	=
U+003E	GREATER-THAN SIGN	>
U+003F	QUESTION MARK	?
U+0040	COMMERCIAL AT	@
U+0041	LATIN CAPITAL LETTER A	A

Character	Description	Image
U+0042	LATIN CAPITAL LETTER B	B
U+0043	LATIN CAPITAL LETTER C	C
U+0044	LATIN CAPITAL LETTER D	D
U+0045	LATIN CAPITAL LETTER E	E
U+0046	LATIN CAPITAL LETTER F	F
U+0047	LATIN CAPITAL LETTER G	G
U+0048	LATIN CAPITAL LETTER H	H
U+0049	LATIN CAPITAL LETTER I	I
U+004A	LATIN CAPITAL LETTER J	J
U+004B	LATIN CAPITAL LETTER K	K
U+004C	LATIN CAPITAL LETTER L	L
U+004D	LATIN CAPITAL LETTER M	M
U+004E	LATIN CAPITAL LETTER N	N
U+004F	LATIN CAPITAL LETTER O	O
U+0050	LATIN CAPITAL LETTER P	P
U+0051	LATIN CAPITAL LETTER Q	Q
U+0052	LATIN CAPITAL LETTER R	R
U+0053	LATIN CAPITAL LETTER S	S
U+0054	LATIN CAPITAL LETTER T	T
U+0055	LATIN CAPITAL LETTER U	U
U+0056	LATIN CAPITAL LETTER V	V
U+0057	LATIN CAPITAL LETTER W	W
U+0058	LATIN CAPITAL LETTER X	X
U+0059	LATIN CAPITAL LETTER Y	Y
U+005A	LATIN CAPITAL LETTER Z	Z
U+005F	UNDERSCORE	—

NOTE: USA will not include the use of underscore "\_". USA will continue to follow the business rules listed below "when a reference number contains a character or symbol not included in the Annex B2" for all underscore instances and replace with a dash (-).

Clear Text Characteristics Replies must be in English and may only contain the characters outlined in [Annex B2](#) – International Data Exchange Character Set for CHARACTERISTICS Reply (DRN 4128).

When a reference number contains a character or symbol which is not included in the [Annex B2](#) the character or symbol concerned will be replaced by a dash (-) or, if it is one of those listed below, it will be changed as indicated before the number is subjected to the remaining provisions of this document:

±	(Plus or Minus)	Change to	+/-
°	(Degree)	Change to	DEG
½	(Fractions)	Change to	1/2
a etc.	(Lower case)	Change to	A etc.
[ ]	(Square bracket)	Change to	( ) (Round Bracket)



---

### Annex B3 - Native Clear Text Reply (DRN 8751)

- Native Clear Text Reply (DRN 8751) may also be provided in the native language of the codifying NCB in addition to DRN 4128 upon output of Container NSN when mode code G is invoked.
- DRN 8751 will be replicated below DRN 4128 in the schema and is a one for one for each instance of a clear text reply when mode code G is invoked within a Master Requirement Code (MRC) within characteristics data. Native Clear Text Reply is not a mandatory data element and nations may choose to not utilize this particular DRN upon codification of their NSNs.
- International data exchange for Native Clear Reply (DRN 8751) can use full UTF-8 Character Set.
- Contract Number (DRN 8719), Order Number (DRN 8705), Name of Equipment (DRN 8704), Type or Model (DRN 8706), Comment (DRN 8703), National Codification Project Name (DRN 8735), can use full UTF-8 Character Set.

```
<MRC_3445>FEAT</MRC_3445>
<MODE_CODE_4735>G</MODE_CODE_4735>
  <!--12. Coded reply FEATGADJUSTABLE NOSE CLIP -->
  <COMPOSITE_CLEAR_REPLY>
    <CLEAR_REPLY_4128>ADJUSTABLE NOSE CLIP </CLEAR_REPLY_4128>
    <NATIVE_CLEAR_REPLY_8751 LANGUAGE_8753="fr">PINCE-NEZ
RÉGLABLE</NATIVE_CLEAR_REPLY_8751>
  </COMPOSITE_CLEAR_REPLY>
```











## ANNEX C - Return Codes

Return Code format is designed to point to the DRN in the cases where the Return Code always points to a single DRN: example E-4000-01 (DRN 4000 = NIIN). When the Return Code may point to several different DRNs depending on the validation the code always contains 0000: example E-0000-02

Return Code	Definition	Explanation
<b>E-4000-01</b>	Your submittal either contained an NCB Code or matched a NIIN assigned by another NATO or Tier 2 sponsored country.	Always targets DRN 4000 NIIN
<b>E-0000-02</b>	Invalid combination submitted	May target various DRNs

Return Code	File/Definition	Explanation of Entry required in addition to the code
<b>Schema Validation Return Codes</b>		
<b>X-0000-01</b>	Must be present and in accordance with allowed number of characters as stipulated in Chapter IV, Annex F, DRN XXXX	NO
<b>X-0000-02</b>	The file name extension must be .zip	NO
<b>X-0000-03</b>	If file extension is .xml, the file name must be the Message ID format	NO
<b>X-0000-04</b>	If file extension is .xml, the file should contain only UTF-8 characters	NO
<b>X-0000-05</b>	If file extension is .xml, the file should be a well-formed xml according to the xml specification (Example: & character should be replace by &amp;)	NO
<b>X-0000-06</b>	If file extension is different from .xml, the extension must be one of the list below: .jpeg, .jpg, .gif, .png, .pdf or .csv	NO
<b>X-0000-07</b>	If file extension is different from .xml, the file name format must be Message ID, low line (underscore) symbol, Serial no. of the attachment.file-extension	NO
<b>X-0000-08</b>	Destination Code (DRN 8710) must be different from Source Code 8709	NO
<b>X-0000-09</b>	Must not be already recorded in NSPA Suspense File	NO
<b>X-0000-10</b>	Source must be a valid 3-letter ISO Country Code	NO
<b>X-0000-11</b>	Destination Code (DRN 8710) must be a valid 3-letter ISO Country Code or NCS	NO

<b>X-0000-12</b>	NIIN already present in another Container within the Message	NO
<b>X-0000-13</b>	Number of Containers within a Message is over 10.000	NO
<b>X-0000-14</b>	The File Archived (zip file) size is over 100 Mb	NO
<b>X-0000-15</b>	The Attachment File size is over 5 Mb	NO
<b>X-0000-16</b>	Schema version is not supported	NO
<b>X-0000-17</b>	Container Serial Number (8724) must be unique within a Message	NO
<b>X-0000-18</b>	Action Serial Number (8725) must be unique within an Inbound Container	NO
<b>X-0000-19</b>	Inbound Container must hold one Action at least	NO
<b>Central and Destination Validation Return Codes</b>		
<b>E-4000-01</b>	Your submittal either contained an NCB Code or matched a NIIN assigned by another NATO or Tier 2 sponsored country.	NO
<b>E-0000-02</b>	Invalid combination submitted	NO
<b>E-0000-03</b>	Your submitted request requires manual review and therefore your request has to be resubmitted using appropriate PIC.	NO
<b>E-2867-04</b>	Your submitted request does not require manual review. Please resubmit using appropriate PIC	NO
<b>E-0000-05</b>	The request to change or delete a data element cannot be processed because the data element is not recorded against the NTIR/TIR.	NO
<b>E-4780-07</b>	Your submittal contains an NCAGE Code which reflects a NATO Commercial and Government Entity Status Designator Code - NCAGESD Code- of C, E, F, H, U or W and the RNCC/RNVC combination is other than 2-9, 3-9, 5-9, 7-9 or C-1.	NO
<b>E-0000-08</b>	Submitted NIIN has not been assigned to an Item Identification.	NO
<b>E-2670-10</b>	The status of this NIIN is not appropriate for the submitted container. Item is in "Lock-out" status.	NO
<b>E-0000-13</b>	The submitted data element(s) has an invalid value, format or does not appear on the appropriate validation tables.	NO



<b>E-8754-14</b>	The Reference Number with a Reference Number Justification Code did not match a Reference Number in the NTIR/TIR ; therefore, the Reference Number Justification Code is not applicable. Verify the Reference Number. If correct, resubmit without the Reference Number Justification Code.	NO
<b>E-0000-16</b>	Your country is not an authorized submitter/source.	NO
<b>E-0000-18</b>	A mandatory data element is missing in the submitted container.	NO
<b>E-0000-21</b>	Submitted data for the DRN(s) reflected in this output record contained unauthorized symbol(s), letter(s), numeral(s), or blank positions.	NO
<b>E-0000-23</b>	Proposed action to add or change data element(s) for this NSN is already recorded in the NTIR/TIR.	NO
<b>E-4140-24</b>	Submitted NCAGE Code cancelled without replacement.	NO
<b>E-8710-25</b>	The Destination activity is not the owning NCB and/or not a registered user on the NSN.	NO
<b>E-4780-26</b>	Extra Long Reference Number Indicator Code is present in position 60 of the Reference Number to signify an Extra Long Reference Number, the RNVC must be "1".	NO
<b>E-4000-28</b>	Your submittal for interrogation/search is returned as it matched a nuclear ordnance item.  Please contact the owning NCB via Email and the NCB will coordinate the action through the nuclear ordnance manger.  (Code for United States use only)	NO
<b>E-8721-29</b>	Collaboration ID does not match a recorded ID in the suspense file.	NO
<b>E-0000-30</b>	Your requested action has been rejected because the Message ID, Container ID and/or Action ID does not match an existing combination on an open suspense file.	NO
<b>E-8754-31</b>	Submitted Reference with RNCC other than 6 and without an RNJC matched to a reference registered on another NSN on a NIIN SC different from 3, 5 or 7.	NO
<b>E-8707-32</b>	Attachment name must be in accordance with the naming convention	NO
<b>E-8708-33</b>	Image name must be in accordance with Image naming convention	NO
<b>E-8757-34</b>	Submitted NIIN is outdated	NO
<b>E-4140-35</b>	NCAGE is not in NTIR	NO

<b>E-8710-36</b>	Destination Code 8710 must be NCS	NO
<b>E-8721-37</b>	Collaboration ID is present on NIIN that is not cancelled	NO
<b>E-4000-39</b>	Item is already codified under the NIIN registered in DATA ELEMENT INFO; your country is already registered as a user.	NO
<b>E-8721-40</b> <sup>11</sup>	First three positions of Collaboration ID do not match initiating nation	NO
<b>E-8721-41</b> <sup>10</sup>	Collaboration ID matches a recorded ID in the suspense file.	NO
<b>E-4000-42</b> <sup>10</sup>	NIIN does not have NIIN SC 0, 1, 6 or 9	NO
<b>E-2670-43</b> <sup>10</sup>	NIIN SC is not 5 or 7	NO
<b>E-8875-44</b> <sup>10</sup>	Replacement NSN, Cancellation does not have NIIN SC 0 or 1	NO
<b>E-8709-45</b> <sup>10</sup>	Source Code is neither the owner nor user of the NIIN (4000) or Replacement NSN, Cancellation (8875)	NO
<b>E-8721-46</b> <sup>10</sup>	Collaboration ID represents Collaboration which is closed	NO
<b>E-8713-47</b> <sup>10</sup>	Return Code for Collaboration is not allowed. Allowed Return Codes for Collaboration are: C-0000-01, C-0000-02, C-0000-03, C-0000-04, C-0000-05, C-0000-06 or C-0000-07.	NO
<b>E-8709-48</b> <sup>10</sup>	Source Code is not an initiator of the Collaboration and sent Return Code is C-0000-04, C-0000-05, C-0000-06 or C-0000-07.	NO
<b>E-8709-49</b> <sup>10</sup>	Source code, being user or owner involved in the Collaboration, sent more than one "Send response" action.	NO
<b>E-XXXX-50</b> <sup>10</sup>	Extension Days is not integer and/or is not lower or equal to 120.	NO
<b>E-XXXX-51</b> <sup>10</sup>	Extend Timeframe request sent after the 60 days of the Collaboration	NO
<b>E-4000-52</b> <sup>10</sup>	NIIN currently subject to an open collaboration for cancellation on NSPA tracking table	NO
<b>E-8754-53</b>	Request removes the only remaining reference listed in the NTIR	NO

<sup>11</sup> This code will be in use when "Annex J - Container Collaborate (on NSN Cancellation)" will be in force.

<b>****The following Rejection codes will be used within container "Error" and the suspense record for the receiving nation will be closed.****</b>		
<b>R-0000-01</b>	Incomplete request; the request is part of a project exceeding the volume of Assign NIIN and Register User actions identified in CodSP-71 by the codifying NCB, and the mandatory exchange of information was never received by the codifying NCB (See <a href="#">sub-paragraph 134.1.1</a> for instructions on completing NATO Form AC/135-No 1) or, minimum agreed data is not provided.	YES
<b>R-4140-02</b>	Invalid NCAGE Code or company no longer in operation. No information can be gathered	NO
<b>R-0000-03</b>	The item of supply you have requested is part of an assembly and cannot be codified on its own.	YES
<b>R-8733-04</b>	Reference Number not known to manufacturer or is not provided for in the standard quoted as a reference number in the originating request	NO
<b>R-8754-05</b>	Submitted Reference does not enable item to be identified	YES
<b>R-8754-06</b>	The manufacturer will not verify the Reference	YES
<b>R-4140-07</b>	The manufacturer refuses to confirm Reference(s) and/or Item Name(s) free of charge	NO
<b>R-8754-08</b>	Item no longer manufactured ; identification documents can no longer be obtained from the manufacturer	NO
<b>R-4000-09</b>	Item replaced by following item ; please check whether the new part will meet your requirements and, if so, submit a new request	YES
<b>R-4140-10</b>	This country is not the country of origin of the item; if known, available information (NCAGE, Reference, country, NSN, etc.) follows	NO
<b>R-0000-11</b>	This request is a duplicate of the request submitted under the following Action ID	YES
<b>R-4140-12</b>	The manufacturer did not respond to inquiries	YES
<b>R-0000-13</b>	The data provided in support of the request does not allow to codify the item, according to Chapter IV, Sub-Section 432, paragraph 432.3). Please review your supporting comment/documents and resubmit a new request.	YES
<b>R-0000-14</b>	Any other reject reason	YES(1)
<b>R-0000-16</b>	NIIN owner disagrees with the requested action	YES
<b>R-4000-17</b>	Item is already codified under the cancelled NIIN	YES
<b>R-4000-18</b>	Item is already codified; your country is already registered as a user	YES

<b>R-0000-19</b>	NSN does not have the required data elements to provide a Container NSN	NO
<b>****The following Notification codes will be used within container “Notification” and the suspense record for the receiving nation will remain open.****</b>		
<b>N-4000-01</b>	Item is already codified under the NIIN registered in DATA ELEMENT INFO; your country will be registered as a user	YES
<b>N-4000-03</b>	Essential data element(s) modified from the request Action.	YES(2)
<b>N-0000-04</b>	NIIN owner agrees with the requested action	NO
<b>N-4000-05</b>	NIIN is cancelled with replacement as indicated in DATA_ELEMENT_INFO	YES
<b>****The following Status codes will be used within container “Status” and the suspense record for the receiving nation will be closed.****</b>		
<b>S-0000-01</b>	The requested message / action is reflected on NCB history file data	NO
<b>S-0000-02</b>	The requested message /action is not reflected on NCB history file data.	NO
<b>S-0000-03</b>	The requested action had been processed successfully	NO
<b>S-0000-04</b>	The requested action had been rejected	NO
<b>S-0000-05</b>	The requested action is overdue (Received – Not Started) Your task has been received, it is in the pool or work to be done, but not started, not screened.	NO
<b>S-0000-06</b>	The requested action is overdue (Received – In Process) Your task has been received, screened and is being actively progressed by codifiers.	NO

**NOTES:**

- (1) Code **R-0000-14** is used to:
- state a reject reason other than those defined by codes R-0000-01 **through** R-0000-13

- (2) Code **N-4000-03** is applied to identify revised data element(s):

- NATO Supply Class ([DRN 3990](#))
- NCAGE Code ([DRN 4140](#))
- Reference Number ([DRN 8733](#))
- Item Name Code ([DRN 4080](#)) or Non-Approved Item Name ([DRN 5020](#))

Also, the Schema structure allows to repeat DATA ELEMENT INFO within Containers Notification with Return Code N-4000-03 so that it is possible to inform the Source NCB of multiple essential data element changed in NIIN in regard to the original request.

## ANNEX D - Contents and Formats of the Master Requirements Directory (MRD)

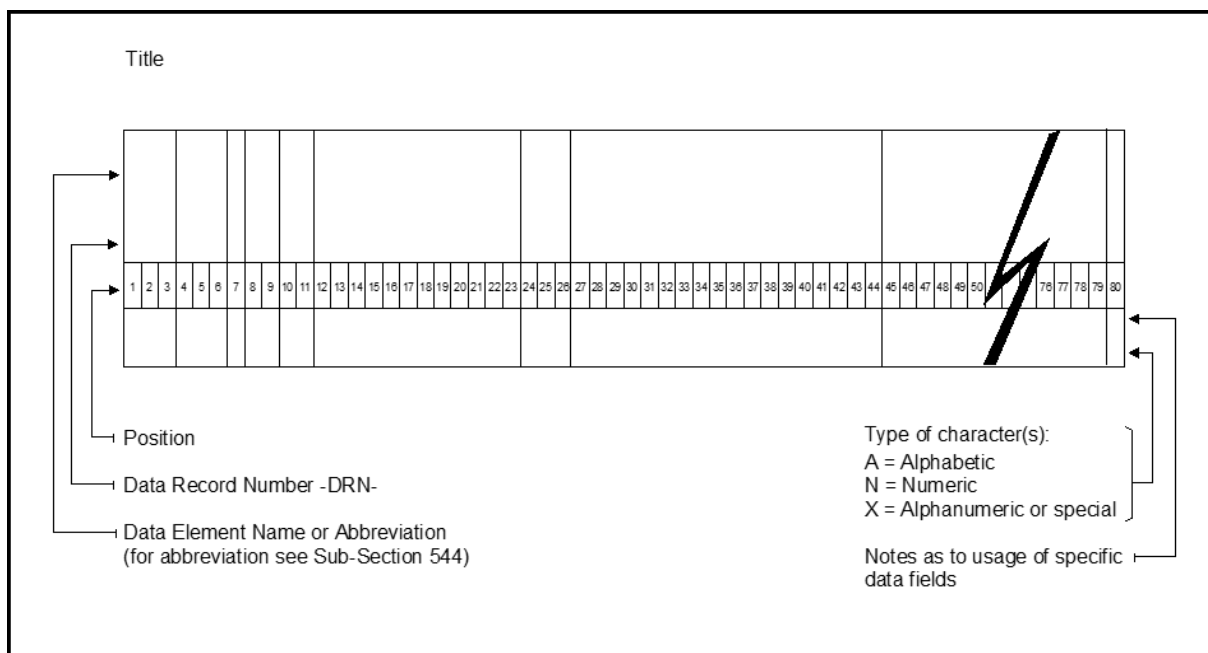
The Master Requirements Directory (see [MRD Formats](#)) is used to maintain a list of all Master Requirements Codes (MRCs) that are valid for Characteristics Data processing. The MRD also contains the coding requirements for each MRC and the reply tables associated with MRCs.

The MRD is available in electronic format from the US NCB web site at the following link:  
<https://www.dla.mil/HQ/InformationOperations/Offers/Services/FIC/CatalogToolsTables.aspx>

U.S. MRD files (traditional version)	MRD record formats
MRD0107	<a href="#">MRD Sections 1 and 7</a>
MRD0300	<a href="#">MRD Section 3</a>
MRD0500	<a href="#">MRD Section 5</a>
MRD06P1	<a href="#">MRD Section 6</a>
MRD06P2	

The MRD is in fixed length format.

The formats are described below following a standard layout as follows:













## **ANNEX E - Contents and Formats of the US Tables related to Federal Supply Classification (H2), Item Names Directory (H6) and Federal Item Identification Guides (IIG)**

US System Support Records data -SSR- related to Federal Supply Classification (H2), Item Names Directory (H6) and Federal Item Identification Guides (IIG) can be distributed by the US NCB to countries on request in order to develop national SSR used in item codification and, if necessary, to ensure the decoding of national and foreign described items recorded in the TIR of the country.

The tables containing H2-H6-FIIG data and related Reference Drawing Groups (RDG) required to maintain the characteristics portion of the Federal Catalog System are available in electronic format from the US NCB web site at

<https://www.dla.mil/HQ/InformationOperations/Offers/Services/FIC/CatalogToolsTables.aspx>

Each ZIP file contains a Data file and a Record Layout file.

For an explanation about how these System Support Files and their related DB2 tables are used in the NATO Codification System, see ACodP-1, Chapter II, [Sub-Section 257](#).

The various data elements included in the tables are defined in DoD 4100.39-M, Volume 12 – Data Element Directory available online from the US NCB at [FLIS Technical Procedures](#).

## ANNEX F - Data Elements Contained in International Data Exchange

The following DRN table include on the Format column, values for the format of the each DRN

The format of each data element is indicate by:

- A column (F/V) indicating if the length is Fixed (F) or Variable (V)
- A column (Length) indicating with a number, the quantity of values that can be used in the related DRN format.
- A column (Type) with a letter to the indicated value. The significance of the letter is as follows:

A = Alphabetic, i.e. the character "A"- "Z", space or blank;

N = Numeric, i.e. the character "0"- "9";

X = Alphanumeric or any character belonging to the Character Sub-set for the Exchange of NATO Codification Data (See Chapter IV, Annexes B).

The following DRN table include on the Data Exchange column a letter, indicate if the DRN is used or not in the Data Exchange

The significance of the letter is as follows:

Y = YES, the DRN is used in Data Exchange;

N = NO, the DRN is not used in Data Exchange

DRN	Data Element Name and Definition	Abbreviation	Format			Data Type	Schema Data Element Name	Data Exchange
			F/V	Length	Type			
0103	<b>APPLICABILITY KEY CODE, ITEM IDENTIFICATION GUIDE</b>	APP KEY	F	3	A			N
	A code that indicates whether a requirement in an Item Identification Guide (IIG) need be satisfied for the item being identified.							
0106	<b>QUANTITY PER ASSEMBLY</b>		F	3	N	Management	QUANTITY_PER_ASSEMBLY_0106	N
	A three position numeric code indicating the number of items identified by a related NATO Stock Number, required in an assembly.							
0107	<b>UNIT OF MEASURE OF RELATED NSN</b>		F	2	A	Management	UNIT_OF_MEASURE_OF_RELATED_NSN_0107	N
	A two position alpha code indicating a recognizable physical measurement (length, volume, weight) or a count of item such as foot, gallon, pound, each, dozen, gross, for the related NATO Stock Number (see <a href="#">Annex G25, Table 36</a> ).							
0113	<b>MRC DECODED REPLY FIELD</b>		V	1-500	X	Characteristics		N
	This data element consists of the entire Master Requirement Code reply field in decoded format. If reply code(s) are included in the characteristics data group, the Decoded Reply Statement (DRN 3864) is included in this reply field.							
0121	<b>SPECIAL MATERIAL CONTENT CODE, NAVY</b>		F	1	X	Management		N
	A code that indicates that an item represents or contains peculiar material requiring special treatment precautions or management control of the item. This DRN is a component of DRN 8940 (Management Control Data, Navy). (see DoD 4100.39-M, Vol. 10, Table 102, available online at <a href="#">FLIS Technical Procedures</a> )							
0132	<b>ISSUE, REPAIR AND/OR REQUISITIONING RESTRICTION CODE, NAVY</b>	IRRC	F	2	X	Management		N
	A code that indicates restrictions on issuing or instructions for requisitioning, item repair/overhaul, turn-in, exchange or disposal. This DRN is a component of DRN 8940 (Management Control Data, Navy). (see DoD 4100.39-M, Vol. 10, Tables 95 + 157, available online at <a href="#">FLIS Technical Procedures</a> )							

DRN	Data Element Name and Definition	Abbreviation	Format			Data Type	Schema Data Element Name	Data Exchange
			F/V	Length	Type			
0138	<b>DEMILITARIZATION INTEGRITY CODE</b>		F	1	A	Identification	DEMIL_INTEGRITY_CODE_0138	Y
	The code that represents the recommended DEMIL code's status and relationship with demilitarization (DEMIL) code (see DRN 0167). (See <a href="#">Annex G38 – Table 216</a> )							
0167	<b>DEMILITARIZATION CODE</b>	DEMIL CODE	F	1	A	Identification	DEMILITARIZATION_CODE_0167	Y
	A code to identify each item requiring demilitarization and the type of demilitarization required (see <a href="#">Annex G30, Table 41</a> ).							
0186	<b>U.S. STATE ABBREVIATION</b>		F	2	A	NCAGE		Y
	A two position alpha abbreviation designated by the U.S. postal service to identify each state and U.S. possession.							
0189	<b>SEGMENT LENGTH</b>		F	4	N			N
	This field contains the number of characters in the segment.							
0234	<b>PRINT CONTROL CODE</b>	PRINT CONT CODE	F	1	N	Characteristics		N
	A numeric code provided in Segment M for use by recipients in formatting decoded characteristics data output. The code "1" will indicate that data is to begin printing at the left margin of the area reserved for the Requirement Statement. The code "2" will indicate that data is to commence printing at the left margin of the area reserved for the reply data. The code "3" will indicate that data is to begin printing at the next position following the last printed character on the preceding record.							
0238	<b>TYPE OF VALUE CODE</b>	TYPE VAL CODE	F	1	A	1		N
	A code to identify the segment to which this code applies. The value will be "S" for submitted value and "R" for replaced value.							
0249	<b>SEGMENT 8 - NATO COMMERCIAL AND GOVERNMENT ENTITY DATA</b>		V	1-1908	X			N
	A group of data elements required for output to update national SSR NATO Commercial and Government Entity Codes file after having received a basic file.							

DRN	Data Element Name and Definition	Abbreviation	Format			Data Type	Schema Data Element Name	Data Exchange
			F/V	Length	Type			
0320	<b>STATUS CODE NAME/NATO SUPPLY CLASS</b>		F	1	A			N
	An internally generated code which denotes the current status of a data element contained in either the name or NATO Supply Class master or validation files. The following codes are assigned as applicable: Code A – Active Record, Code C – Cancelled record, Code E – Effective dated record, Code P – Controls publishing of data on cancelled record LHB, or Code R – Reinstatement of Ammo Code record.							
0339	<b>SEGMENT V TERMINATOR CODE</b>	SVTC	F	2	X	Characteristics		N
	A code used to indicate the termination of the last Coded Characteristics Data Group of a Segment V transaction. DRN 8268 Data Element Terminator Code must not precede this code.							
0365	<b>LENGTH OF CODED REPLY</b>		F	1	N	MRD		N
	A code identifying the size of the Coded Reply.							
0368	<b>PRINT SKELETON CODE</b>		F	1	A	MRD		N
	A code which identifies the various types of F and J mode codes assigned to master requirement codes (MRCs). Code A is for 1A variable reply. B is for a 1F variable with BY condition and T is for a 1F variable with TO condition. Code X identifies MRCs with dummy tables. Dummy tables are tables that are assigned to MRCs but due to their immense size are not maintained in the master requirement directory (MRD).							
0375	<b>NATO SUPPLY CLASS INCLUSION NARRATIVE</b>		V	1-999	X			N
	An inclusion narrative will be used when it is desirable to limit the concept of a class by indicating that certain closely related items which might otherwise be construed as being excluded are included under the concept							
0376	<b>NATO SUPPLY CLASS EXCLUSION NARRATIVE</b>		V	1-999	X			N
	An exclusion narrative will be used when it is desirable to limit the concept of a class by indicating that certain closely related items are excluded from the concept which might otherwise be construed as being included in the concept.							
0418	<b>MANAGEMENT CONTROL DATA, AIR FORCE (UNUSED POSITIONS)</b>		F	1	X	Management		N
	A data element containing one blank required to fill the unused positions of a Management Control Data Chain, Air Force. This DRN is a component of DRN 8925 (Management Control Data, Air Force).							

DRN	Data Element Name and Definition	Abbreviation	Format			Data Type	Schema Data Element Name	Data Exchange
			F/V	Length	Type			
0435	<b>SCHEDULE B</b>		F	10	N	Classification	SCHEDULE_B_0435	Y
	Statistical Classification of Domestic and Foreign Commodities Exported from the United States. The U.S. Census Bureau administers the Schedule B system. Web link: <a href="http://www.census.gov/foreign-trade/schedules/b/">www.census.gov/foreign-trade/schedules/b/</a> Schedule B numbers, not HS numbers, must be provided on the Shippers' Export Declaration (SED). The Census Bureau uses SEDs and Schedule B numbers to calculate U.S. export statistics.							
0572	<b>OPERATIONAL TEST CODE, MARINE CORPS</b>		F	1	N	Management		N
	A code that indicates the type of item which requires inspection and operational testing and the depth of performing inspection and testing. This DRN is a component of DRN 8935 (Management Control Data, Marine Corps). (see DoD 4100.39-M, Vol. 10, Table 123, available online at <a href="#">FLIS Technical Procedures</a> )							
0573	<b>PHYSICAL CATEGORY CODE, MARINE CORPS</b>		F	1	N	Management		N
	A code that indicates physical category for picking, packing and marking items for shipment. This DRN is a component of DRN 8935. (see DoD 4100.39-M, Vol. 10, Table 124, available online at <a href="#">FLIS Technical Procedures</a> )							
0707	<b>MANAGEMENT CONTROL DATA, COAST-GUARD</b>		F	7	X	Management	MANAGEMENT_CONTROL_DATA_COAST_GUARD_0707	N
	A data chain of management codes used by the US Coast-Guard to designate controls which are essential to the successful operation of coast-guard peculiar systems. The data chain consists of DRNs 0708 (Inventory Account Code, Coast-Guard), 0710 (Management Control Data, Coast-Guard) and 0763 (Serial Number Control Code, Coast-Guard).							
0708	<b>INVENTORY ACCOUNT CODE, COAST-GUARD</b>		F	1	A	Management		N
	A code used to designate the inventory account in which an item is held in the Coast-Guard Supply System. This DRN is a component of DRN 0707 (Management Control Data, Coast-Guard). (see DoD 4100.39-M, Vol. 10, Table 127, available online at <a href="#">FLIS Technical Procedures</a> )							
0709	<b>REPARABILITY CODE, COAST-GUARD</b>		F	1	A	Management	REPARABILITY_CODE_COAST_GUARD_0709	N
	A code used within the Coast-Guard to denote if an item is repairable and the lowest maintenance level at which repair or condemnation is normally accomplished. (see DoD 4100.39-M, Vol. 10, Table 128, available online at <a href="#">FLIS Technical Procedures</a> )							



DRN	Data Element Name and Definition	Abbreviation	Format			Data Type	Schema Data Element Name	Data Exchange
			F/V	Length	Type			
0710	<b>MANAGEMENT CONTROL DATA, COAST-GUARD (UNUSED POSITIONS)</b>		F	5	X	Management		N
	A data element containing five blanks required to fill the unused positions of a Management Control Data Chain, Coast-Guard. This DRN is a component of DRN 0707 (Management Control Data, Coast-Guard).							
0745	<b>USING SERVICE CODE -USI SERV CODE-</b>	USI SERV CODE	F	1	A	Management	USING_SERVICE_CODE_USI_SERV_CODE_0745	N
	A code used to differentiate between service, integrated materiel manager, lead service and civil agency catalog management data (see <a href="#">Annex G 17, Table 28</a> ).							
0752	<b>SEGMENT D - DATA MESSAGE CONTROL SEGMENT</b>		F	32				N
	This unique NADEX segment contains the data elements necessary to generate an output message used to furnish telecommunication receivers the Telecommunication Station Serial Numbers and total number of TC messages generated for a specified date.							
0753	<b>DATE OF STATION SERIAL NUMBER</b>		F	5	N	TELECOM		N
	The Julian day of data generation.							
0754	<b>STATION SERIAL NUMBER</b>		F	4	N	TELECOM		N
	Appears as the identifying serial number in the header of the telecommunication message.							
0755	<b>TELECOMMUNICATION MESSAGE COUNT</b>		F	4	N	TELECOM		N
	A count of the total number of station serial numbers generated for the Julian day reflected in DRN 0753, Date of Station Serial Number.							
0763	<b>SERIAL NUMBER CONTROL CODE, COAST-GUARD</b>		F	1	N	Management		N
	A single numeric code used to identify whether or not an item is subject to serial number control. This DRN is a component of DRN 0707 (Management Control Data, Coast-Guard). (see DoD 4100.39-M, Vol. 10, Table 150, available online at <a href="#">FLIS Technical Procedures</a> )							

DRN	Data Element Name and Definition	Abbreviation	Format			Data Type	Schema Data Element Name	Data Exchange
			F/V	Length	Type			
0766	<b>IDENTIFIED SECONDARY ADDRESS CODE</b>	ISAC	F	10	X	MRD		N
	A code formed from DRNs 8990 (Secondary Address Code) and 9485 (Secondary Address Indicator Code). It is used as a fixed reply code to identify fixed replies for specific locations, sequences, etc. and relate them to the applicable characteristic for a designated Master Requirement Code -MRC- (DRN 3445).							
0767	<b>STYLE NUMBER IDENTIFIER CODE, IIG</b>	STYL NO IC IIG	F	11	X	MRD		N
	A code formed from DRNs 4065 (Item Identification Guide Number) and 0768 (Style Number, IIG). It is associated with L Mode Codes and used as a fixed reply code to identify Item Identification Guide -IIG- styles, found in IIG reference drawing groups, for the purpose of decoding the styles.							
0768	<b>STYLE NUMBER, IIG</b>	STYL NO IIG	F	5	X	MRD		N
	A code used in Item Identification Guide reference drawing groups to differentiate and identify unique styles.							
0801	<b>AUTOMATIC DATA PROCESSING EQUIPMENT IDENTIFICATION CODE</b>	ADP EIC	F	1	N	Identification	AUTOMATIC_DATA_PROCESSING_EQUIPMENT_IDENTIFICATION_CODE_0801	Y
	A one position identifier code to indicate an item of automatic data processing equipment or containing automatic data processing equipment regardless of assigned NSC to provide visibility for compliance with unique manager requirements established for ADPE by public law 89-306 (see DoD 4100.39-M, Vol. 10, Tables 159 + 161, available online at <a href="#">FLIS Technical Procedures</a> ).							
0802	<b>PRECIOUS METALS INDICATOR CODE</b>	PMIC	F	1	X	Identification	PRECIOUS_METALS_INDICATOR_CODE_0802	Y
	This code is to identify items that have precious metals as parts of their content. Precious metals are those metals generally considered to be uncommon and highly valuable which are relatively superior in certain properties such as resistance to corrosion and electrical conductivity. The precious metals recovery program for the Federal Government encompasses gold, silver, platinum and the platinum family which consists of palladium, iridium, rhodium, osmium and ruthenium (see DoD 4100.39-M, Vol. 10, Table 160, available online at <a href="#">FLIS Technical Procedures</a> ).							
0816	<b>MASTER REQUIREMENT DIRECTORY (MRD) STATUS INDICATOR CODE</b>		F	1	X	MRD		N
	A code used in the MRD to indicate the status of the requirement statement. Code /D/ following the keyword modifier statement and the requirement statement indicates a requirement is not authorized for use in future FIIG development.							

DRN	Data Element Name and Definition	Abbreviation	Format			Data Type	Schema Data Element Name	Data Exchange
			F/V	Length	Type			
0827	<b>MANAGEMENT CONTROL DATA, ARMY (UNUSED POSITIONS)</b>		F	1	X	Management		N
	A data element containing one blank required to fill the unused positions of a Management Control Data Chain, Army. This DRN is a component of DRN 8930 (Management Control Data, Army).							
0846	<b>REFERENCE</b>	REF	V	6-37	X	2, C		N
	A Reference is a data element consisting of a NATO Commercial and Government Entity Code assigned to a manufacturer or organization (DRN 4140) and the number, symbol, and the like (DRN 8733), assigned by this manufacturer or organization to the item concerned.							
0847	<b>MASTER REQUIREMENT CODE USAGE DESIGNATOR</b>		F	1	A	MRD		N
	An indicator (*) that identifies if the Master Requirement Code (MRC) is in a U.S. Federal Item Identification guide (FIIG). A blank space will indicate that the MRC is inactive or recorded for NATO use.							
0848	<b>TABLE COUNT</b>		F	1	N	MRD		N
	A number (0 through 8) that indicates the quantity of tables relating to the Master Requirement Code -MRC- (DRN 3445).							
0854	<b>TRANSACTION STATUS CODE</b>	TSC	F	2	A	P, Q,R		N
	A code used in the resultant output of follow-up interrogations to identify the current status of a previously submitted transaction for which output had not been received by the submitter (see <a href="#">chapter IV, annex C</a> ).							
0856	<b>NATO CURRENCY CODE</b>	NATO CUR CODE	F	3	X	Management	NATO_CURRENCY_CODE_0856	N
	A code indicating the currency in which a unit price is expressed (see <a href="#">Annex G29, Table 40</a> ).							

DRN	Data Element Name and Definition	Abbreviation	Format			Data Type	Schema Data Element Name	Data Exchange
			F/V	Length	Type			
0870	<b>RECORDED SUSPENSE FILE ENTRY DATE</b>	RSFED	F	5	N			N
	The date on which an LSA <sup>12</sup> or other transaction enters the suspense system of a destination.							
0950	<b>DATA RECORD NUMBER</b>	DRN	F	4	N	1, P, Q, R, Z		N
	A four numeric character code to identify and control a functionally oriented data element used in the NATO Codification System. These data elements are input to a NCB by a country, NSPA or national activity and/or output from a NCB to other NCBs, NSPA or internal activities.							

<sup>12</sup> LSA was the transaction for "Assign NIIN and Register User" in NADEX format

DRN	Data Element Name and Definition	Abbreviation	Format			Data Type	Schema Data Element Name	Data Exchange
			F/V	Length	Type			
1000	<b>DOCUMENT CONTROL SERIAL NUMBER</b>	DCSN	F	7	X	NCAGE	DOCUMENT_CONTROL_SERIAL_NUMBER_1000	Y
	A seven alphanumeric character number assigned to each input and output transaction for control purposes. Used internally for the NCB and externally for field activities. The first position shall not be an "A", "B", "C", or "D" unless it relates to a project where a NATO Codification Project Code (DRN 1057) has been allocated.							
1015	<b>DOCUMENT CONTROL NUMBER</b>	DCN	F	16	X	ALL		N
	A data chain generated for input and perpetuated in output packages. The components of this chain are DRN 4210 (Originator Code), 3720 (Submitter Code), 2310 (Transaction Date) and 1000 (Document Control Serial Number). This combination will create a unique identifying number for immediate identification of each transaction package.							
1057	<b>NATO CODIFICATION PROJECT CODE</b>	NCPC	F	1A + 2X		ALL	NATO_CODIFICATION_PROJECT_CODE_1057	N
	A 3-position code, the first 2 positions of which are assigned by the AC/135 Secretariat for NATO agreed projects, to identify transactions relating to the project. Normally the first two characters identify the project itself, whilst the third character identifies a specific part of the project or the Major Equipment Supplier. The value of the first character shall be in the range "A" to "D" inclusive whilst the second and third characters may be any alphanumeric character with the exception of letters "I" and "O". See <a href="#">paragraph 437.5</a> for the procedure to be followed to obtain or to cancel a NATO Codification Project Code.							
1070	<b>PACKAGE SEQUENCE NUMBER</b>	PSN	F	3	X	ALL		N
	A control number used to sequence and indicate the number of record images in an input or output package. The first record in a package will use the PSN A01, the second A02, the third A03, and continue to A99. If more than 99 records are included in the package, the PSN will continue with B00 through B99, COO etc. through Y99. All records in excess of 2499 will have the PSN Z99. The last record in a package will have a Z as the first character of the PSN to indicate it is the last record and the last 2 characters will be the next number in the sequence. For example if the next to last record is B12, the last record will be Z13. A one record package will always use the PSN Z01.							
1082	<b>STREET ADDRESS LINE 1</b>		F	38	X	NCAGE	STREET_ADDRESS_LINE_1_1082	Y
	The first line of clear text street address.							
1083	<b>STREET ADDRESS LINE 2</b>			38	X	NCAGE	STREET_ADDRESS_LINE_2_1083	Y
	The second line of clear text street address.							

DRN	Data Element Name and Definition	Abbreviation	Format			Data Type	Schema Data Element Name	Data Exchange
			F/V	Length	Type			
1084	<b>GEOGRAPHICAL ADDRESS CITY</b>		F	38	X	NCAGE	GEO_ADDRESS_CITY_1084	Y
	City portion of a geographical address.							
1361	<b>POST OFFICE BOX</b>		F	38	X	NCAGE	POST_OFFICE_BOX_1361	Y
	The post office box of NATO Commercial and Government Entity.							
1368	<b>INTERNATIONAL STANDARD INDUSTRIAL CLASSIFICATION OF ALL ECONOMIC ACTIVITIES CODE</b>	ISIC CODE	F	50	X	NCAGE	STANDARD_INDUSTRIAL_CLASSIFICATION_CODE_1368	Y
	The International Standard Industrial Classification of All Economic Activities is a United Nations industry classification system. ISIC classifies data according to kind of economic activity in the fields of production, employment, gross domestic product and other statistical areas.							
1516	<b>NATO FILE MAINTENANCE SEQUENCE NUMBER</b>	NFMSN	F	3	N	ALL except IH, 2, J, T, Z		N
	A computer generated count assigned to each occurrence of a file maintenance action transmitted to a NATO or Tier 2 sponsored country or NSPA or received from a NATO or Tier 2 sponsored country as part of file maintenance packages on NATO Stock Number assigned by a NATO or Tier 2 sponsored country							

DRN	Data Element Name and Definition	Abbreviation	Format			Data Type	Schema Data Element Name	Data Exchange
			F/V	Length	Type			
2033	<b>KEYWORD MODIFIER STATEMENT</b>		V	1-108	X	MRD		N
	Consists of the requirement statement for an assigned master requirement code (MRC) arranged in an inverted sequence by the keyword of the statement followed by modifier(s). It is contained in the master requirement directory (MRD) and will be used to establish an index from the requirement statement to the MRC.							
2034	<b>KEYWORD GROUP CODE</b>		F	2	N	MRD		N
	The number, which identifies the group the keyword requirement statement uses.							
2128	<b>DATE, EFFECTIVE, LOGISTICS ACTION</b>		F	5	N	E, H, K, T, Z, 8		N
	The year and Julian day denoting the date that a predetermined logistics action becomes effective in the National Logistics System. This date will always be the first day of the month.							
2179	<b>REQUESTFOR CODIFICATION AND REGISTRATION OF USER CODE</b>		F	3	N	R		N
	A three position numeric code indicating a specific question and the pertaining reply needed as complementary information to be sent together with one or a group of logically related Requests for Codification and Registration of User (LSA <sup>13</sup> ) under DIC L07 <sup>14</sup> input transaction.							
2180	<b>DATE, NIIN ASSIGNMENT</b>		F	5	N	Identification	DATE_NIIN_ASSIGNED_2180	N
	The year and Julian day when a NIIN was assigned by the NCB.							

<sup>13</sup> LSA was the transaction for "Assign NIIN and Register User" in NADEX format

<sup>14</sup> L07 was the transaction to cover multiple "Assign NIIN and Register User" requests in NADEX format

DRN	Data Element Name and Definition	Abbreviation	Format			Data Type	Schema Data Element Name	Data Exchange
			F/V	Length	Type			
2198	<b>SEQUENCE NUMBER, LOWEST DCN</b>		F	4	X	R		N
	The last four characters of the Document Control Serial Number (DRN 1000) of the lowest DCN (DRN 1015) in a group of related LSAs <sup>15</sup> covered by a single L07 <sup>16</sup> transaction.							
2199	<b>SEQUENCENUMBER, HIGHEST DCN</b>		F	4	X	R		N
	The last four characters of the Document Control Serial Number (DRN 1000) of the highest DCN (DRN 1015) in a group of related LSAs <sup>14</sup> covered by a single L07 <sup>15</sup> transaction.							
2262	<b>DATE NCAGE ESTABLISHED</b>		F	7	N	NCAGE	DATE_NCAGE_ESTABLISHED_2262	Y
	The year and Julian day that the NCAGE record was established. (CCYYDDD)							
2300	<b>DATE, STANDARDIZATION DECISION</b>	DATE STDZ DEC	F	5	N	E		N
	The last recorded year and Julian day when standardization was applied to an item under the National Standardization Program, e.g. 71019. Required for system controls.							
2308	<b>DECODED ISAC REPLY STATEMENT</b>		V	1-379	X	MRD		N
	A data field in the MRD/decode which reflects the decoded reply statement for a particular Identified Secondary Address Code (ISAC) reply code. Used to display reply codes for ISAC in clear text form in Segment M, a commercial item description and an identification list description.							
2309	<b>DECODED STYLE REPLY STATEMENT</b>		V	1-379	X	MRD		N
	A data field in the MRD/decode which reflects the decoded reply statement for a particular style reply code. Used to display reply codes for styles in clear text form in Segment M, a commercial item description and an identification list description.							

<sup>15</sup> LSA was the transaction for „Assign NIIN and Register User” in NADEX format

<sup>16</sup> L07 was the transaction to cover multiple “Assign NIIN and Register User” requests in NADEX format



DRN	Data Element Name and Definition	Abbreviation	Format			Data Type	Schema Data Element Name	Data Exchange
			F/V	Length	Type			
2310	<b>TRANSACTION DATE</b>		F	5	N	NCAGE	TRANSACTION_DATE_2310	Y
The year and Julian day a NATO or sponsored country or NSPA generated a transaction for submission.								
2313	<b>WEIGHT OF PACKAGED UNIT</b>		F	7	X	Packaging	WEIGHT_OF_PACKAGED_UNIT_2313	N
A 7 alphanumeric code showing the weight unit and gross weight of an item with packaging. First 2 positions - weight unit used. Next 5 positions - gross weight (right justified). For NATO use								
2314	<b>WEIGHT OF UNPACKAGED UNIT</b>		F	7	X	Packaging	WEIGHT_OF_UNPACKAGED_UNIT_2314	N
A 7 alphanumeric code showing the weight unit and gross weight of an item without packaging. ( ). First 2 positions - weight unit used. Next 5 positions - gross weight (right justified). For NATO use								
2498	<b>REPLY TABLE STATUS INDICATOR</b>		F	1	A	MRD		N
A code used in the MRD to indicate the status of the reply statement. Code /D/ following the reply statement contained in a reply table indicates a reply is not authorized for use in future FIIG development.								
2507	<b>ACQUISITION ADVICE CODE</b>	AAC	F	1	A	Management	ACQUISITION_ADVICE_CODE_AAC_2507	N
A code denoting how, as distinguished from where, and under what restrictions an item will be acquired (see Sub-Annex G22 Table 33 and DoD 4100.39-M, Vol. 10, Table 97, available online at <a href="#">FLIS Technical Procedures</a> )								

DRN	Data Element Name and Definition	Abbreviation	Format			Data Type	Schema Data Element Name	Data Exchange
			F/V	Length	Type			
2522	<b>ASSIGNED NATO STOCK NUMBER-RELATED ASSEMBLY</b>		F	13	N	U		N
A NSN assigned to an Assembly related to the Item of Supply (see DoD 4100.39-M, Vol. 12, available online at <a href="#">FLIS Technical Procedures</a> ).								
2523	<b>ASSIGNED NATO STOCK NUMBER</b>	<b>RELATED SKO</b>	F	13	N	U		N
A NSN assigned to a Set, Kit or Outfit (SKO) related to the Item of Supply (see DoD 4100.39-M, Vol. 12, available online at <a href="#">FLIS Technical Procedures</a> ).								
2524	<b>ASSIGNED NATO STOCK NUMBER</b>	<b>END ITEM</b>	F	13	N	U		N
A NSN assigned to a Weapon System/End Item related to the Item of Supply (see DoD 4100.39-M, Vol. 12, available online at <a href="#">FLIS Technical Procedures</a> ).								
2549	<b>GEOGRAPHICAL ADDRESS POSTAL ZONE</b>		F	38	X	NCAGE	GEO_ADDRESS_POSTAL_ZONE_2549.	Y
A post office code which is used for addressing mail to a specific region, state, city or portion thereof within geographical address (ZIP code for USA/CAN).								
2607	<b>NATO SUPPLY CLASSIFICATION CONDITION CODE</b>		F	1	N			N
The following codes are utilized in the H2 series catalog handbooks to denote the restrictions for classifying Approved Item Names (AIN). For Code 1, the AIN may be classified in only one specific NSC. For code 2, the AIN may be classified in two or more specific NATO Supply Classifications. For Code 3, the AIN may be classified in one or more logical NSCs by virtue of multi-applications or special design (no longer used for new assignments).								
2608	<b>COGNIZANCE CODE, NAVY</b>		F	2	X	Management		N
A code employed by the US Navy to classify items by technical program, type of fund and to indicate the cognizant Inventory Control Point -ICP- and technically responsible command. This DRN is a component of DRN 8940 (Management Control Data, Navy). (see DoD 4100.39-M, Vol. 10, Tables 62 + 129, available online at <a href="#">FLIS Technical Procedures</a> )								

DRN	Data Element Name and Definition	Abbreviation	Format			Data Type	Schema Data Element Name	Data Exchange
			F/V	Length	Type			
2640	<b>DOCUMENT AVAILABILITY CODE</b>	DAC	F	1	X	Reference	DAC_2640	Y
A code designating the current status of technical documentation availability (see <a href="#">Annex G2, Table 05</a> ).								
2648	<b>REQUIREMENT REPLY INSTRUCTION</b>		V	1-20	X	MRD		N
A variable length statement which provides the required sequence and construction of the reply field relative to a specific Master Requirement Code (MRC - DRN 3445).								
2650	<b>ITEM STANDARDIZATION CODE</b>	ISC	F	1	X	E		N
The coded representation of the item standardization decision on individual items. Decisions are based on the rules and procedures established in the National Standardization Manual. (See <a href="#">Annex G14 Table 20</a> ).								
2655	<b>EXPENDABILITY, RECOVERABILITY, REPARABILITY CATEGORY CODE, AIR FORCE</b>		F	1	A	Management	EXPENDABILITY_RECOVERABILITY_REPARABILITY_CATEGORY_CODE_AIR_FORCE_2655	N
A code denoting the expendability, reparability, recoverability category employed in management of an item of supply within the US and some other Air Forces. (see DoD 4100.39-M, Vol. 10, Table 69, available online at <a href="#">FLIS Technical Procedures</a> )								
2657	<b>STATISTICAL CLASSIFICATION OF ECONOMIC ACTIVITIES IN THE EUROPEAN COMMUNITY CODE</b>	NACE CODE	V	1-50	X	NCAGE	NACE_CODE_2657	Y
The Statistical Classification of Economic Activities in the European Community, commonly referred to as NACE is the industry standard classification system used in the European Union. NACE is similar in function to the ISIC and NAICS systems.								
2658	<b>NATIONAL IDENTIFICATION NUMBER</b>		V	1-50	X	NCAGE	NATIONAL_IDENTIFICATION_NUMBER_2658	Y
Nationally assigned unique identifier given to NCAGE								

DRN	Data Element Name and Definition	Abbreviation	Format			Data Type	Schema Data Element Name	Data Exchange
			F/V	Length	Type			
2659	<b>POSTAL ADDRESS CITY</b>		V	1-38	X	NCAGE	POSTAL_ADDRESS_CITY_2659	Y
	City portion of a postal address							
2660	<b>POSTAL ADDRESS POSTAL CODE</b>		V	1-38	X	NCAGE	POSTAL_ADDRESS_POSTAL_CODE_2660	Y
	A post office code which is used for addressing mail to a specific region, state, city or portion thereof within postal address (ZIP code for USA/CAN)							
2665	<b>ACCOUNTING REQUIREMENTS CODE, ARMY</b>		F	1	A	Management		N
	A Code employed by the US and other Armies to indicate the accountability of an item of supply. This DRN is a component of DRN 8930 (Management Control Data, Army). (see DoD 4100.39-M, Vol. 10, Table 64, available online at <a href="#">FLIS Technical Procedures</a> )							
2670	<b>NATO ITEM IDENTIFICATION NUMBER STATUS CODE</b>	NIIN SC	F	1	X	Identification	NIIN_STATUS_CODE_2670	Y
	A code which denotes the current status of a NIIN (see <a href="#">Annex G1, Table 01</a> ).							
2680	<b>MATERIEL CATEGORY CODE, ARMY</b>		F	5	X	Management		N
	A code denoting the material classification under which material missions are assigned within the US Army, an indication of the Continental United States Inventory Control Point (Conus ICP) responsible for such mission, the appropriation account title and sub-title and type of fund. This DRN is a component of DRN 8930 (Management Control Data, Army). (see DoD 4100.39-M, Vol. 10, Table 65, available online at <a href="#">FLIS Technical Procedures</a> )							
2694	<b>NATO COMMERCIAL AND GOVERNMENT ENTITY STATUS DESIGNATOR CODE</b>	NCAGESD CODE	F	1	A	NCAGE	NCAGE_STATUS_CODE_2694	Y
	A code which specifies the status of an entity in relation to its current activity (see <a href="#">Annex G15, Table 24</a> ).							

DRN	Data Element Name and Definition	Abbreviation	Format			Data Type	Schema Data Element Name	Data Exchange
			F/V	Length	Type			
2695	<b>FUND CODE, AIR FORCE</b>		F	2	A	Management		N
	A code employed by the US Air Force to classify items into categories by type of funds employed. This DRN is a component of DRN 8925 (Management Control Data, Air Force). (see DoD 4100.39-M, Vol. 10, Table 68, available online at <a href="#">FLIS Technical Procedures</a> )							
2750	<b>REFERENCE NUMBER JUSTIFICATION CODE</b>	RNJC	F	1	N	Reference	REFERENCE_NUMBER_JUSTIFICATION_CODE_2750	Y
	A code used to record the degree of research conducted and the justification for adding a Reference Number reinstatement of an item identification, or assignment of a new item identification number despite a recognized condition of possible duplication with an existing item (see <a href="#">Annex G3, Table 06</a> ).							
2790	<b>MANAGEMENT ECHELON CODE, MARINE CORPS</b>		F	2	X	Management		N
	A code employed by the US Marine Corps in classifying items into categories by material category and procurement echelon. This DRN is a component of DRN 8935 (Management Control Data, Marine Corps). (see DoD 4100.39-M, Vol. 10, Table 54, available online at <a href="#">FLIS Technical Procedures</a> )							
2832	<b>MATERIAL CONTROL CODE, NAVY</b>		F	1	A	Management	MATERIAL_CONTROL_CODE_NAVY_2832	N
	A code denoting the expendability, reparability, recoverability and cost category employed in the management of an item of supply within the US Navy. (see DoD 4100.39-M, Vol. 10, Table 63, available online at <a href="#">FLIS Technical Procedures</a> )							
2833	<b>MAJOR ORGANIZATIONAL ENTITY CODE</b>	MOE CODE	F	2	A	Management	MOE_CODE_2833	N
	A code representing a NATO or sponsored country or agency or National organization for which item status and/or catalog management data are recorded (see <a href="#">Annex G13, Table 18</a> ).							
2834	<b>SPECIAL MATERIAL IDENTIFICATION CODE, NAVY</b>		F	2	X	Management		N
	A code employed by the US Navy to classify items into categories by systems or components of systems. This DRN is a component of DRN 8940 (Management Control Data, Navy). (see DoD 4100.39-M, Vol. 10, Table 60, available online at <a href="#">FLIS Technical Procedures</a> )							

DRN	Data Element Name and Definition	Abbreviation	Format			Data Type	Schema Data Element Name	Data Exchange
			F/V	Length	Type			
2836	<b>MATERIEL MANAGEMENT AGGREGATION CODE, AIR FORCE</b>		F	2	A	Management		N
	A two position alphabetic code (AA through ZZ) authorized to identify specific items (NATO Stock Number) to be managed by a specific manager. These codes apply to (1) systems, (2) programs, (3) aggregation of related equipment and (4) selected NATO Supply Classes. This DRN is a component of DRN 8925 (Management Control Data, Air Force). (see DoD 4100.39-M, Vol. 10, Table 66, available online at <a href="#">FLIS Technical Procedures</a> )							
2862	<b>PHRASE CODE</b>	PHRASE	F	1	X	Management	PHRASE_CODE_2862	N
	A code assigned to a phrase used in the management data list to denote changes and/or relationships between NATO Stock Numbers and Reference Data, e.g. Technical Document Number, Quantitative Expression etc. (see <a href="#">Annex G19, Table 30</a> ).							
2863	<b>CONTROLLED INVENTORY ITEM CODE</b>	CIIC	F	1	X	Management	CONTROLLED_INVENTORY_ITEM_CODE_2863	N
	A code indicating the security classification and/or security risk or pilferage controls for storage and transportation of physical assets (see <a href="#">Annex G23, Table 34</a> ).							
2867	<b>PRIORITY INDICATOR CODE</b>	PIC	F	1	X	ALL	PRIORITY_CODE_2867	Y
	A code used in the input transaction to indicate priority of processing; the degree of urgency for the data requested. This code is perpetuated on the output transaction. (See <a href="#">Annex G4, Table 07</a> ).							
2891	<b>RECOVERABILITY CODE, MARINE CORPS</b>		F	1	A	Management	RECOVERABILITY_CODE_MARINE_CORPS_2891	N
	A code to provide information on each US Marine Corps item relative to whether the item is considered repairable, consumable or salvageable. (see DoD 4100.39-M, Vol. 10, Table 57, available online at <a href="#">FLIS Technical Procedures</a> )							

DRN	Data Element Name and Definition	Abbreviation	Format			Data Type	Schema Data Element Name	Data Exchange
			F/V	Length	Type			
2892	<b>RECOVERABILITY CODE, ARMY</b>		F	1	A	Management	RECOVERABILITY_CODE_ARMY_2892	N
	A code employed within the US Army denoting the recoverability category under which an item of supply is managed. (see DoD 4100.39-M, Vol. 10, Table 87, available online at <a href="#">FLIS Technical Procedures</a> )							
2893	<b>TECHNICAL DOCUMENT NUMBER</b>		F	20	X	Management	TECHNICAL_DOCUMENT_NUMBER_2893.	N
	A variable length alpha-numeric number of a technical document related or applied to a NSN as specified through the Phrase Code.							
2895	<b>RELATED NATO STOCK NUMBER</b>	RELATED NSN	F	13	N	Management	TECHNICAL_DOCUMENT_NUMBER_2893	N
	The NATO Stock Number related to the recorded NSN by means of a Management Data List Phrase Code or an Interchangeability and Substitutability -I & S- Relationship Code.							
2900	<b>REFERENCE NUMBER ACTION ACTIVITY CODE</b>	RNAAC	F	2	X	Reference		N
	A code identifying the activity responsible for the value of the assigned Document Availability Code –DAC- (see <a href="#">Annex G13, Table 18</a> ), and when registered as a user on the NSN, the activity authorized to submit reference number maintenance actions.							
2910	<b>REFERENCE NUMBER CATEGORY CODE</b>	RNCC	F	1	X	Reference	REFERENCE_NUMBER_CATEGORY_CODE_2910	Y
	A code designating the relationship of the Reference Number to the item of supply (see <a href="#">Annex G5, Table 08</a> ).							
2920	<b>REFERENCE NUMBER FORMAT</b>	RNFC	F	1	N	Reference	REFERENCE_NUMBER_FORMAT_CODE_2920	Y
	A code designating the format of a Reference Number (see <a href="#">Annex G6, Table 09</a> ).							

DRN	Data Element Name and Definition	Abbreviation	Format			Data Type	Schema Data Element Name	Data Exchange
			F/V	Length	Type			
2923	<b>REFERENCE NUMBER STATUS CODE</b>	RNSC	F	1	A	Reference	REFERENCE_NUMBER_STATUS_CODE_2923	Y
A code specifying whether and under which conditions manufacturer <b>and</b> Reference Number are authorized for procurement (see <a href="#">Annex G11, Table 14</a> ).								
2926	<b>RELATED ITEM NAME CODE</b>		F	5	N			N
A code recorded against other Item Name Codes/Item Names to indicate relationships between different Item Names (e.g., colloquial name cross referenced to applicable Approved Item Name).								
2933	<b>REPARABILITY CODE, ARMY</b>	REP CODE ARMY	F	1	N	Management		N
A code denoting whether or not the item is repairable and the US Army echelon at which such maintenance repair is accomplished. The code is position three (3) of the Materiel Category Code, Army (DRN 2680). (see DoD 4100.39-M, Vol. 10, Table 65, available online at <a href="#">FLIS Technical Procedures</a> )								
2934	<b>REPARABLE CHARACTERISTICS INDICATOR CODE, DLA -</b>	REP DLA	F	1	A	Management	REPARABLE_CHARACTERISTICS_INDICATOR_CODE_DLA_2934	N
A code indicating whether or not the item has repairable characteristics and whether or not the item has been subjected to repairable characteristics review. This code is applicable to DLA managed items only. (see DoD 4100.39-M, Vol. 10, Table 130, available online at <a href="#">FLIS Technical Procedures</a> )								
2943	<b>SHELF LIFE CODE</b>		F	1	X	Management	SHELF_LIFE_CODE_2943	N
A code indicating the storage time period or perishability of an item. This data is given by one character which may be an alpha, numeric or a symbol. (See <a href="#">Annex G18, Table 29</a> ).								
2948	<b>SOURCE OF SUPPLY MODIFIER CODE</b>	SOSMC	F	3	A	Management		N
A code denoting routing information for requisitions which cannot be addressed to a single MILSTRIP (Military Standard Requisitioning and Issue Procedures) Routing Identifier or when a single Routing Identifier cannot be assigned (see <a href="#">Annex G27, Table 38</a> ).								
2959	<b>STORES ACCOUNT CODE, MARINE CORPS</b>		F	1	N	Management		N
A code used to indicate the type of funds employed within the US Marine Corps in supply support operations. This DRN is a component of DRN 8935 (Management Control Data, Marine Corps). (see DoD 4100.39-M, Vol. 10, Table 55, available online at <a href="#">FLIS Technical Procedures</a> )								



DRN	Data Element Name and Definition	Abbreviation	Format			Data Type	Schema Data Element Name	Data Exchange
			F/V	Length	Type			
3050	<b>UNIT OF ISSUE CODE</b>	UIC	F	2	A	Management	UNIT_OF_ISSUE_CODE_3050	N
	A code indicating the physical measurement, the count or when neither is applicable, the container or shape of an item for purposes of requisitioning by, and issue to, the end-user, and is that element of management data to which the Unit Price is ascribed (see <a href="#">Annex G20, Table 31</a> ).							
3053	<b>UNIT OF ISSUE CONVERSION FACTOR</b>		F	5	N	Management		N
	The quantitative value by which the prior quantity per unit of issue must be multiplied to arrive at an equal quantity of the new unit of issue (see <a href="#">Annex G24, Table 35</a> ).							
3311	<b>COMBAT ESSENTIALITY CODE, MARINE CORPS</b>		F	1	N	Management		N
	A code employed by the US Marine Corps to establish that an end item is essential to the operational readiness of a weapon system or the conduct of a military mission ; or that a functional part contributes to the tactical and essential operations of an end item component or assembly, and its failure would render the end item inoperable or incapable of fulfilling its mission ; or that a repair or secondary depot reparable component is required for the safety and health of personnel, or is required by US laws. This DRN is a component of DRN 8935 (Management Control Data, Marine Corps). (see DoD 4100.39-M, Vol. 10, Table 72, available online at <a href="#">FLIS Technical Procedures</a> )							
3317	<b>CODED CHARACTERISTICS DATA GROUP</b>		V	1-1000	X	Characteristics		N
	A data chain representing an encoded data characteristic in a characteristic description of an item. It consists of the Master Requirement Code -MRC-, Mode Code, and the reply field in coded or clear text as designated by the Mode Code. It may include the Secondary Address Code and the Secondary Address Indicator Code when there is more than one reply within a MRC, and may include either of the and/or symbols. DRNs in the chain: 3445 (Master Requirement Code), 9485 (Secondary Address Indicator Code), 8990 (Secondary Address Code), 4735 (Mode Code), 4128 (Clear Text Characteristics Reply), 3465 (Coded Reply), 8950 ("And" Symbol) and 8951 ("Or" Symbol).							
3375	<b>EMAIL ADDRESS</b>		F	50	X	NCAGE	EMAIL_ADDRESS_3375	Y
	An email address identifies an email box to which email messages are delivered.							
3405	<b>DATA UNIVERSAL NUMBERING SYSTEM NUMBER</b>	DUNS NUMBER	F	9	N	NCAGE	DUNS_CODE_3405	Y
	Data Universal Numbering System (DUNS) number is a nine-digit number, issued by D&B, assigned to each business location in the D&B database (USA), having a unique, separate, and distinct operation for the purpose of identifying them.							

DRN	Data Element Name and Definition	Abbreviation	Format			Data Type	Schema Data Element Name	Data Exchange
			F/V	Length	Type			
3408	<b>COUNTRY CODE</b>		F	3	A	User /NCAGE	USER_CTR_3408	Y
	A code, which represents a country.							
3445	<b>MASTER REQUIREMENT CODE</b>	MRC	F	4	X	Characteristics	MRC_3445	Y
	A code assigned to each different approved IIG requirement. The MRC serves to identify the item characteristic defined by the requirement. The MRC used to be called Primary Address Code -PAC- (see <a href="#">Annex G37, Table 139</a> ).							
3465	<b>CODED REPLY</b>		V	1-6	X	Characteristics	CODED_REPLY_3465	Y
	A data field of one to six alpha and/or numeric positions in the Master Reply Decode Table, which identifies the content of a reply to a Master Requirement Code -MRC- in coded form.							
3595	<b>REPLACEMENT NCAGE</b>		F	5	X	NCAGE	REPLACEMENT_NCAGE_3595	Y
	NCAGE Code which replaces a cancelled NCAGE Code							
3614	<b>REQUIREMENT STATEMENT</b>	RQMT STAT	V	1-200	X	M, MRD		N
	A variable length data field, which gives the requirement statement in straightforward sequence for an assigned MRC							
3690	<b>SOURCE OF SUPPLY CODE</b>	SOSC	F	3	X	Management	SOURCE_OF_SUPPLY_SOS_CODE_3690	N
	A code/MILSTRIP Routing Identifier Code/ which identifies the activity as a potential source of supply. Used in the AUTODIN Network to automatically route MILSTRIP requisitions. The field is reflected in 3 parts of the record, for the Army, Navy and Air Force. (See <a href="#">Annex G26, Table 37</a> ).							
3708	<b>STATISTICAL INDICATOR CODE</b>	SIC	F	1	A	2		N
	A code used to differentiate between and to identify the types of screening being requested. For NATO transaction this code is always "C".							
3720	<b>SUBMITTER CODE</b>		F	2	X	NCAGE	SUBMITTER_CODE_3720	Y
	A two position code to identify a country or NSPA authorized to submit requests directly to an NCB (see <a href="#">Annex G13, Table 18</a> ).							

DRN	Data Element Name and Definition	Abbreviation	Format			Data Type	Schema Data Element Name	Data Exchange
			F/V	Length	Type			
3765	<b>AIR FORCE BUDGET CODE - MANAGEMENT DATA LIST</b>		F	1	X	Management		N
A code employed by the US Air Force to classify items into categories by budget account for management information purposes. This DRN is a component of DRN 8925 (Management Control Data, Air Force). (see DoD 4100.39-M, Vol. 10, Table 67, available online at <a href="#">FLIS Technical Procedures</a> )								
3790	<b>CANCELLED NATO STOCK NUMBER</b>	CANCELLED NSN	F	13	N	K		N
A NATO Stock Number which is no longer authorized for use to identify an active item of supply.								
3845	<b>REPLY TABLE CODE, IIG DECODE GUIDES</b>		F	4	X	MRD		N
A code assigned to each reply table for identification purposes in the Item Identification Guide decode guides. Each table contains the Reply Codes and the associated clear text replies that have been approved and authorized for use with requirements covered by the table.								
3864	<b>DECODED REPLY STATEMENT</b>		V	1-250	X	M, MRD		N
A data field which reflects the decoded clear text reply statement for a particular Reply Code applicable to a Master Requirement Code -MRC-.								
3880	<b>DESTINATION ACTIVITY CODE</b>	DEST ACT CODE	F	2	X	OH, 2		N
A code to identify the NCB to which the transaction is to be dispatched (see <a href="#">Annex G13, Table 18</a> ).								
3920	<b>DOCUMENT IDENTIFIER CODE</b>	DIC	F	3	X	ALL		N
Identifies a transaction to the system to which it pertains and its intended usage.								
3921	<b>DOCUMENT IDENTIFIER CODE, INPUT</b>	DIC INPUT	F	3	X	OH		N
The Document Identifier Code submitted to the processing NCB which is perpetuated in resultant outputs to identify the input transaction.								

DRN	Data Element Name and Definition	Abbreviation	Format			Data Type	Schema Data Element Name	Data Exchange
			F/V	Length	Type			
3922	<b>DOCUMENT IDENTIFIER CODE, ORIGINAL INPUT</b>		F	3	A	Z		N
The submitted DIC used to indicate the specific type of action which caused the data element(s) to be effective dated.								
3960	<b>ASSIGNED NATO STOCK NUMBER</b>	ASSIGNED NSN	F	13	N	ALL except J		N
A number assigned by a NCB to an approved item. It consists of the four digit NATO Supply Class -NSC- (DRN 3990) and the nine digit assigned NATO Item Identification Number -NIIN- (DRN 4000).								
3990	<b>NATO SUPPLY CLASS</b>	NSC	F	4	N	Classification	NSC_3990	Y
A four-position code which identifies the supply classification of an item of supply identified under the NATO Codification System, an item of production and/or a homogeneous area of commodities in respect to their physical or performance characteristics. The first two digits identify the Supply Group and the last two digits identify the specific class within the specific group.								
3994	<b>NATO SUPPLY GROUP</b>	NSG	F	2	N			N
The NATO Supply Classification allows 99 segments called groups. Each of these groups is assigned a two digit code, e.g., Group 10-Weapons, Group 13-Ammunition and Explosives.								

DRN	Data Element Name and Definition	Abbreviation	Format			Data Type	Schema Data Element Name	Data Exchange
			F/V	Length	Type			
4000	<b>NATO ITEM IDENTIFICATION NUMBER</b>	NIIN	F	9	N	Identification	NIIN_4000	Y
	A number assigned by a country to each approved item identification under the NATO Codification System. It consists of the two digit code for NCB (DRN 4130) followed by a seven digit non-significant number.							
4065	<b>ITEM IDENTIFICATION GUIDE NUMBER</b>	IIG No	F	6	X	A, R, MRD		N
	A number, which identifies the guide under which an item was or is being described.							
4080	<b>ITEM NAME CODE</b>	INC	F	5	X	Identification	ITEM_NAME_CODE_4080	Y
	A code which identifies each name in the NATO Codification System. Each approved item name is assigned an individual code. Each non-approved item name is assigned code 77777. (See <a href="#">Sub-Section 223</a> ).							
4120	<b>MATCHED NATO STOCK NUMBER</b>	MATCHED NSN	F	13	N			N
	The existing NSN which is found to be an actual or possible duplicate of a submitted proposal when a match is revealed characteristically or by Reference Number. The submitter is notified of this match through the use of this NSN and appropriate output code notification.							
4126	<b>MATERIEL IDENTIFICATION CODE, MARINE CORPS</b>		F	1	A	Management		N
	A code employed by the US Marine Corps to identify the method of accounting, degree and type control to be maintained for the item under the supported activities supply system and to identify materiel by specific purpose, type or classification for the war reserve sub-system. This DRN is a component of DRN 8935 (Management Control Data, Marine Corps). (see DoD 4100.39-M, Vol. 10, Table 73, available online at <a href="#">FLIS Technical Procedures</a> )							
4128	<b>CLEAR TEXT CHARACTERISTICS REPLY</b>		V	1-999	X	Characteristics	CLEAR_REPLY_4128	Y
	The clear text reply, submitted under Mode Codes E or G, to a Master Requirement Code -MRC-. A Mode Code E is never assigned, but is used to signify that the reply is a clear text exception to a coded reply authorized by an assigned Mode Code. A Mode Code G is given in complete clear text. It is used for such requirements as special features, which specify a narrative reply. The use of Mode Code G is limited to those conditions where this method of reply is the only possible solution.							

DRN	Data Element Name and Definition	Abbreviation	Format			Data Type	Schema Data Element Name	Data Exchange
			F/V	Length	Type			
4130	<b>NATO CODE FOR NCB</b>	NCB CODE	F	2	N	ALL except 2, J		N
	A code which identifies the country assigning the NATO Item Identification Number, or NSPA as the assignor of a NSPA Management Control Number (see <a href="#">CodSP-3</a> ).							
4140	<b>NATO COMMERCIAL AND GOVERNMENT ENTITY CODE</b>	NCAGE CODE	F	5	X	Reference / NCAGE	NCAGE_CODE_4140	Y
	A code which identifies manufacturers or organizations considered as manufacturers as defined in <a href="#">Sub-Section 241</a> (for structure and additional application see <a href="#">CodSP-3</a> ). The NCAGE Codes are listed in the National Handbooks H4-1 and H4-2 with names and addresses of the manufacturers. This DRN is a component of <a href="#">DRN 0846</a> .							
4210	<b>ORIGINATOR CODE</b>		F	2	X	NCAGE	ORIGINATOR_CODE_4210	Y
	A domestic code which identifies an activity authorized to input logistical data directly or indirectly to its NCB.							
4235	<b>US FOREIGN/DOMESTIC DESIGNATOR CODE</b>	US F/DDC	F	1	N	NCAGE	FOREIGN_DOMESTIC_DESIGNATOR_CODE_4235	Y
	A code used by the US and Canada to reflect the geographical location of the manufacturer (see <a href="#">Annex G16, Table 25</a> ).							
4238	<b>TYPE OF ORGANIZATIONAL ENTITY CODE</b>	TYPE O.E. CODE	F	1	A	NCAGE		Y
	A code, which specifies the role of an entity with regard to NATO codification and/or military logistics agencies (see <a href="#">Annex G34, Table 129</a> ).							
4488	<b>CONCEPT NUMBER</b>		F	1	N			N
	Concept Number is used to differentiate how a particular Item Name should be used.							
4540	<b>DELETION REASON CODE</b>		F	1	N	T		N
	A code identifying the program or function to be credited for each withdrawal of interest or other deletion type action (cancellations).							

DRN	Data Element Name and Definition	Abbreviation	Format			Data Type	Schema Data Element Name	Data Exchange
			F/V	Length	Type			
4690	<b>OUTPUT DATA REQUEST CODE</b>	ODRC	F	4	N	2, R		N
	A code submitted with a transaction to indicate what type of data the submitter, originator or the user requires, e.g. reference data, management data, descriptive data etc.							
4735	<b>MODE CODE</b>		F	1	A	Characteristics	MODE_CODE_4735	Y
	A data field in the Master Requirement Directory which reflects the permissible Mode Code(s) for a specific Master Requirement Code -MRC-. Used to determine if a given Mode Code in an input transaction for a MRC is permissible.							
4765	<b>REFERENCE OR PARTIAL DESCRIPTIVE METHOD REASO CODE</b>	RPDMRC	F	1	X	Identification	RPDMR_CODE_4765	Y
	A code used to justify a reference type or partial descriptive type item identification submittal for NIIN assignment or reinstatement of a NIIN (see <a href="#">Annex G8, Table 11</a> ).							
4780	<b>REFERENCE NUMBER VARIATION CODE</b>	RNVC	F	1	N	Reference	REFERENCE_NUMBER_VARIATION_CODE_4780	Y
	A code to indicate whether the cited Reference Number is or is not item identifying or is for information only (see <a href="#">Annex G9, Table 12</a> ).							
4820	<b>TYPE OF ITEM IDENTIFICATION CODE</b>	TYPE II CODE	F	1	X	Identification	TII_CODE_4820	Y
	A code which identifies the type of item identification (see <a href="#">Annex G7, Table 10</a> ).							
4962	<b>NATO SUPPLY CLASSIFICATION NOTE</b>		V	1-999	X			N
	A condensed or informal comment or explanation defining the content of a NATO Supply Classification (NSC), and specifying what particular items are either included or excluded from the NSC to assist in identifying and classifying new items of supply.							
4965	<b>NATO SUPPLY GROUP NOTE</b>		V	1-999	X			N
	A condensed or informal comment or explanation defining the content of a NATO Supply Group (NSG), and identifying similar items which are included or excluded from the NSG to assist in identifying and classifying new items of supply.							

DRN	Data Element Name and Definition	Abbreviation	Format			Data Type	Schema Data Element Name	Data Exchange
			F/V	Length	Type			
4970	<b>NATO SUPPLY CLASSIFICATION TITLE</b>		V	1-999	N			N
	A title which represents a narrow NATO Supply Classification (NSC) of items within a NATO Supply Group (NSG), e.g., NSG 51 would encompass NSC 5110-Hand Tools, Edged, Non-Powered, NSC 5120-Hand Tools, Non-Edged, Non-Powered, NSC 5130-Hand Tools, Power Driven, etc.							
4972	<b>NATO SUPPLY GROUP TITLE</b>		V	1-999	N			N
	A title which represents a NATO Supply Group (NSG) or related items, e.g., NSG 10-Weapons, NSG-39-Materials Handling Equipment, NSG 53-Hardware and Abrasives, etc.							



DRN	Data Element Name and Definition	Abbreviation	Format			Data Type	Schema Data Element Name	Data Exchange
			F/V	Length	Type			
5000	<b>FULL APPROVED ITEM NAME</b>	FULL AIN	V	1-999	X	Characteristics		N
	The complete approved item name as mentioned in the Item Name Directory (H6).							
5010	<b>APPROVED ITEM NAME</b>	AIN	F	19	X	A, R		N
	The first nineteen positions of the item name which is input or output in the required segment.							
5015	<b>ITEM NAME DEFINITION/DELIMITATION</b>		V	1-999	N			N
	An Item Name definition clearly explains the characteristics involved in the item concept to which it applies and serves to distinguish the item concept from other similar or closely related concepts. A delimitation is the demarcation of item concepts inherent in Basic Names and Item Names in order to distinguish between different item concepts in the same name or between similar item concepts in different names.							
5020	<b>NON-APPROVED ITEM NAME</b>	NAIN	F	19	X	Identification	NON_APPROVED_ITEM_NAME_5020	Y
	The first nineteen positions of the item name which does not meet the criteria for an Approved Item Name.							
5027	<b>REQUIREMENT STATEMENT DEFINITION</b>	RQMT STAT DEFINITION	V	1-500	X	MRD		N
	A clear text explanation of the meaning of the Requirement Statement.							
5037	<b>PHYSICAL DRAWING IDENTIFIER</b>	PHYS DWG ID	F	8	X	MRD		N
	The field that links to the file containing a particular drawing							
5099	<b>PRIMARY/SECONDARY INVENTORY CONTROL ACTIVITY CODE</b>	PICA-SICA-IND-CD	F	1	A	Packaging		N
	A code that identifies which level of inventory control is responsible for the overall packaging data requirements assigned a specific NSN. (see DoD 4100.39-M, Vol. 10, Table 182, available online at <a href="#">FLIS Technical Procedures</a> )							

DRN	Data Element Name and Definition	Abbreviation	Format			Data Type	Schema Data Element Name	Data Exchange
			F/V	Length	Type			
5148	<b>PACKAGING DATA SOURCE CODE</b>	PKG-DATA-SRC-CD	F	1	A	Packaging		N
The code that identifies the source from which packaging data is obtained or received. Valid values: 'P' - PICA, 'S' - SICA, 'C' - DEPOT COSIS (Care of Supplies in Storage), 'R' - DEPOT RECEIVING, 'X' - VALIDATED CORRECTION, 'M' - MANUFACTURER /CONTRACTOR (This code is restricted to DLA Logistics Information Service input only, 'U' - CONSUMABLE ITEM (This code is restricted to SICA input only)								
5152	<b>INTERMEDIATE CONTAINER QUANTITY</b>	INTMED-CTNR-QTY	V	1-3	X	Packaging	INTERMEDIATE_CONTAINER_QUANTITY_5152	N
A data field indicating the quantity of unit packs contained in the intermediate container. (see DoD 4100.39-M, Vol. 10, Table 182, available online at <a href="#">FLIS Technical Procedures</a> )								
5153	<b>UNIT PACK WEIGHT</b>	UP-WT	F	5	X	Packaging	UNIT_PACK_WEIGHT_5153	N
Data field indicating the maximum gross weight of the unit pack. (see DoD 4100.39-M, Vol. 10, Table 182, available online at <a href="#">FLIS Technical Procedures</a> )								
5154	<b>UNIT PACK SIZE</b>	UP-SZ	F	12	N	Packaging	UNIT_PACK_SIZE_5154	N
Data field indicating the maximum outside length, width and depth of the unit pack. (see DoD 4100.39-M, Vol. 10, Table 182, available online at <a href="#">FLIS Technical Procedures</a> )								
5155	<b>UNIT PACK CUBE</b>	UP-CU	F	7	X	Packaging	UNIT_PACK_CUBE_5155	N
A data field indicating the maximum cube of the unit pack. (see DoD 4100.39-M, Vol. 10, Table 182, available online at <a href="#">FLIS Technical Procedures</a> )								
5156	<b>ITEM TYPE STORAGE CODE</b>	ITM-TYP-STOR-CD	F	1	X	Packaging	ITEM_TYPE_STORAGE_CODE_5156	N
A code that indicates the type of storage space and environment conditions to be maintained for an item during storage and shipment. (see DoD 4100.39-M, Vol. 10, Table 182, available online at <a href="#">FLIS Technical Procedures</a> )								
5157	<b>UNPACKAGED ITEM WEIGHT</b>	UNPKG-ITM-WT	F	5	X	Packaging	UNPACKAGED_ITEM_WEIGHT_5157	N
A data field indicating the actual weight of the number (multiples) of bare (unpacked) items to be contained in the unit pack. (see DoD 4100.39-M, Vol. 10, Table 182, available online at <a href="#">FLIS Technical Procedures</a> )								

DRN	Data Element Name and Definition	Abbreviation	Format			Data Type	Schema Data Element Name	Data Exchange
			F/V	Length	Type			
5158	<b>UNPACKAGED ITEM DIMENSIONS</b> A data field indicating the length, width and depth of the number (multiple) of bare (unpackaged) items to be contained in the pack. (see DoD 4100.39-M, Vol. 10, Table 182, available online at <a href="#">FLIS Technical Procedures</a> )	UNPKG-ITM-DIM	F	12	N	Packaging	UNPACKAGED_ITEM_DIMENSIONS_5158	N
5159	<b>PACKAGING CATEGORY CODE</b> A code used to group items (classified into three types of items, namely, common items, selective items or special items), by physical and chemical characteristics, weight/fragility, and preservative group. (see DoD 4100.39-M, Vol. 10, Table 182, available online at <a href="#">FLIS Technical Procedures</a> )	PKG-CTGY-CD	F	4	X	Packaging	PACKAGING_CATEGORY_CODE_5159	N
5160	<b>METHOD OF PRESERVATION CODE</b> A code that defines the preventive measures to forestall deterioration resulting from exposure to atmospheric conditions during storage and shipment. (see DoD 4100.39-M, Vol. 10, Table 182, available online at <a href="#">FLIS Technical Procedures</a> )	MTHD-PRES-CD	F	2	X	Packaging	METHOD_OF_PRESERVATION_CODE_5160	N
5161	<b>CLEANING AND DRYING PROCEDURE CODE</b> A code that defines the procedure for removing soil/foreign matter from parts, and the procedures to accomplish the subsequent drying of the cleaned part item. (see DoD 4100.39-M, Vol. 10, Table 182, available online at <a href="#">FLIS Technical Procedures</a> )	CLNG-DRYNG-PRO-CD	F	1	X	Packaging	CLEANING_AND_DRYING_PROCEDURE_CODE_5161	N
5162	<b>PRESERVATION MATERIAL CODE</b> A code that identifies the material used to prevent or inhibit corrosion or deterioration of an item. (see DoD 4100.39-M, Vol. 10, Table 182, available online at <a href="#">FLIS Technical Procedures</a> )	PRES-CD	F	2	X	Packaging	PRESERVATION_MATERIAL_CODE_5162	N
5163	<b>WRAPPING MATERIAL CODE</b> A code used to identify the type of wrapping material to be used on an item. (see DoD 4100.39-M, Vol. 10, Table 182, available online at <a href="#">FLIS Technical Procedures</a> )	WRAP-MAT-CD	F	2	X	Packaging	WRAPPING_MATERIAL_CODE_5163	N

DRN	Data Element Name and Definition	Abbreviation	Format			Data Type	Schema Data Element Name	Data Exchange
			F/V	Length	Type			
5164	<b>CUSHIONING AND DUNNAGE MATERIAL CODE</b>	CUSH-DUN-MAT-CD	F	2	X	Packaging	CUSHIONING_AND_DUNNAGE_MATERIAL_CODE_5164	N
A code used to identify resilient material or devices used to absorb and dissipate energy from shock and vibration to adequately protect the contents and packaging components from physical damage during handling shipment and storage. (see DoD 4100.39-M, Vol. 10, Table 182, available online at <a href="#">FLIS Technical Procedures</a> )								
5165	<b>THICKNESS OF CUSHIONING OR DUNNAGE CODE</b>	THK-CUSH-DUN-CD	F	1	X	Packaging	THICKNESS_OF_CUSHIONING_OR_DUNNAGE_CODE_5165	N
A code that identifies the minimum thickness of material used to cushion the item. (see DoD 4100.39-M, Vol. 10, Table 182, available online at <a href="#">FLIS Technical Procedures</a> )								
5166	<b>UNIT CONTAINER CODE</b>	UNIT-CTNR-CD	F	2	X	Packaging	UNIT_CONTAINER_CODE_5166	N
A code that identifies the container used to hold the quantity unit pack. (see DoD 4100.39-M, Vol. 10, Table 182, available online at <a href="#">FLIS Technical Procedures</a> )								
5167	<b>INTERMEDIATE CONTAINER CODE</b>	INTMED-CTNR-CD	F	2	X	Packaging	INTERMEDIATE_CONTAINER_CODE_5167	N
A code that indicates a container, which holds two or more unit, packs of identical items. (see DoD 4100.39-M, Vol. 10, Table 182, available online at <a href="#">FLIS Technical Procedures</a> )								
5168	<b>UNIT CONTAINER LEVEL CODE</b>	UNIT-CTNR-LVL-CD	F	1	X	Packaging	UNIT_CONTAINER_LEVEL_CODE_5168	N
A code that indicates if the unit container is an acceptable shipping container and if so, the highest level of packing protection provided by the container. (see DoD 4100.39-M, Vol. 10, Table 182, available online at <a href="#">FLIS Technical Procedures</a> )								
5169	<b>SPECIAL MARKING CODE</b>	SP-MKG-CD	F	2	X	Packaging	SPECIAL_MARKING_CODE_5169	N
A code used to identify the special markings applied to the container according to MIL-STD-129 that are required as an integral part of the total pack to protect the contained item during preservation, packing, storage, transit and removal from the pack. (see DoD 4100.39-M, Vol. 10, Table 182, available online at <a href="#">FLIS Technical Procedures</a> )								
5170	<b>LEVEL A PACKING REQUIREMENT CODE</b>	LVL-A-PKG-RQMT-CD	F	1	X	Packaging	LEVEL_A_PACKING_REQUIREMENT_CODE_5170	N
A code that indicates the type of shipping container required for level 'A' maximum packing protection. (see DoD 4100.39-M, Vol. 10, Table 182, available online at <a href="#">FLIS Technical Procedures</a> )								

DRN	Data Element Name and Definition	Abbreviation	Format			Data Type	Schema Data Element Name	Data Exchange
			F/V	Length	Type			
5171	<b>LEVEL B PACKING REQUIREMENT CODE</b>	LVL-B-PKG-RQMT-CD	F	1	X	Packaging	LEVEL_B_PACKING_REQUIREMENT_CODE_5171	N
	A code that indicates the type of shipping container required for level 'B' intermediate packing protection. (see DoD 4100.39-M, Vol. 10, Table 182, available online at <a href="#">FLIS Technical Procedures</a> )							
5172	<b>LEVEL C PACKING REQUIREMENT CODE</b>	LVL-C-PKG-RQMT-CD	F	1	X	Packaging	MINIMUM_PACKAGING_REQUIREMENT_CODE_5172	N
	A code that indicates the type of shipping container required for level 'C' minimum packing protection. (see DoD 4100.39-M, Vol. 10, Table 182, available online at <a href="#">FLIS Technical Procedures</a> )							
5173	<b>OPTIONAL PROCEDURE INDICATOR CODE</b>	OPTNL-PRO-IND-CD	F	1	A	Packaging	OPTIONAL_PROCEDURE_INDICATOR_CODE_5173	N
	A code that indicates allowable deviations from prescribed requirements. (see DoD 4100.39-M, Vol. 10, Table 182, available online at <a href="#">FLIS Technical Procedures</a> )							
5174	<b>SUPPLEMENTAL INSTRUCTIONS</b>	SUPMTL-INST	F	59	X	Packaging	SUPPLEMENTAL_INSTRUCTIONS_5174	N
	A data field that provides additional, in-the-clear, packaging instructions, recorded in a narrative form, in addition to that shown in the preservation and packing data area. (see DoD 4100.39-M, Vol. 10, Table 182, available online at <a href="#">FLIS Technical Procedures</a> )							
5175	<b>SPECIAL PACKAGING INSTRUCTION NUMBER</b>	SPI-NBR	V	1-10	X	Packaging	SPECIAL_PACKAGING_INSTRUCTION_SPI_NUMBER_5175	N
	A number, provided by the Packaging Design Activity, that identifies a specific Special Packaging Instruction (SPI). (see DoD 4100.39-M, Vol. 10, Table 182, available online at <a href="#">FLIS Technical Procedures</a> )							
5176	<b>SPECIAL PACKAGING INSTRUCTION REVISION</b>	SPI-REV	F	1	A	Packaging	SPECIAL_PACKAGING_INSTRUCTION_SPI_REVISION_5176	N
	A code (beginning with an 'A' for the first revision, then proceeding through the alphabet for each succeeding revision) that identifies the version of the Special Packaging Instruction (SPI). (see DoD 4100.39-M, Vol. 10, Table 182, available online at <a href="#">FLIS Technical Procedures</a> )							
5177	<b>SPECIAL PACKAGING INSTRUCTION DATE</b>	SPI-DT	F	5	N	Packaging	SPECIAL_PACKAGING_INSTRUCTION_SPI_DATE_5177	N
	A data field (two position ordinal date and three position day) that indicates the date of the Special Packaging Instruction (SPI). (see DoD 4100.39-M, Vol. 10, Table 182, available online at <a href="#">FLIS Technical Procedures</a> )							

DRN	Data Element Name and Definition	Abbreviation	Format			Data Type	Schema Data Element Name	Data Exchange
			F/V	Length	Type			
5178	<b>CONTAINER NATIONAL STOCK NUMBER</b> A data field that identifies the National Stock Number (NSN) assigned to a long-life reusable container. (see DoD 4100.39-M, Vol. 10, Table 182, available online at <a href="#">FLIS Technical Procedures</a> )	CTNR-NSN	F	13	N	Packaging	CONTAINER_NATIONAL_STOCK_NUMBER_NSN_5178	N
5179	<b>PACKAGING DESIGN ACTIVITY CODE</b> A code (the 5-digit numerical CAGE code assigned in conformance with Cataloging Handbook H4/8) that identifies the Packaging Design Activity. (see DoD 4100.39-M, Vol. 10, Table 182, available online at <a href="#">FLIS Technical Procedures</a> )	PKG-DSGN-ACTY-CD	F	5	X	Packaging	PACKAGING_DESIGN_ACTIVITY_CODE_5179	N

DRN	Data Element Name and Definition	Abbreviation	Format			Data Type	Schema Data Element Name	Data Exchange
			F/V	Length	Type			
6044	<b>NORTH AMERICAN INDUSTRY CLASSIFICATION SYSTEM CODE</b>	NAICS CODE	F	50	X	NCAGE	NAICS_CODE_6044	Y
	The North American Industry Classification System is a classification used by business and government to classify business establishments according to type of economic activity (process of production) in Canada, Mexico, and USA							
6106	<b>QUANTITY PER UNIT PACK CODE</b>	QUPC	F	1	X	Management	QUANTITY_PER_UNIT_PACK_CODE_6106	N
	A code indicating the number of units of issue in the unit package as established by the managing activity (see <a href="#">Annex G21, Table 32</a> ).							
6998	<b>REASON CODE FOR PROPOSED CANCELLATION OF NATO STOCK NUMBER</b>		F	1	A	R		N
	A code assigned to NSN cancellation proposals submitted on L23 input. The DRN is also used on K23 (replies to L23) to indicate the reason for nonconcurrency to a cancellation proposal (see <a href="#">Annex G35, Table 136</a> )							
6999	<b>CLEAR TEXT EXPLANATION FOR PROPOSED CANCELLATION OF NATO STOCK NUMBER</b>		V	1-999	X	R		N
	Indicates a clear text explanation will follow on proposals for cancellation when the code "F" reply is made to DRN 6998 on L23 input. Also, indicates a clear text explanation will follow when the code "Z" reply is made to DRN 6998 on K23 (See <a href="#">Annex G35, Table 136</a> )							

DRN	Data Element Name and Definition	Abbreviation	Format			Data Type	Schema Data Element Name	Data Exchange
			F/V	Length	Type			
7075	<b>UNIT PRICE</b>  The standard price of the unit of issue as established by the managing activity expressed in national currency. (see DoD 4100.39-M, Vol. 10, Table 97, available online at <a href="#">FLIS Technical Procedures</a> ) It is constructed for input/output transactions as follows: <ul style="list-style-type: none"> <li>For unit prices below ten million of national currency, the field is right justified and zero filled. The last two digits are the decimal places. No decimal point provided.</li> <li>For unit prices ten million of national currency and above, for which the nine position format of the Unit Price (DRN 7075) is insufficient to indicate the price of an item, the third character of the NATO Currency Code is to be replaced by a code indicating the number by which the value showed in columns 70-78 should be multiplied to obtain the price of the item.</li> </ul> Code Multiplier 1 10 2 100 3 1000 4 10000 5 100000 6 1000000	UP	F	9	X	H		N
7325	<b>REASON FOR RETURN/NOTIFICATION CODE</b>  A 3 position numeric code which indicates the reason an LSA <sup>17</sup> transaction was returned or the reason a revision to an LSA <sup>16</sup> transaction was required to continue processing. This code is mandatory on DIC K27 <sup>18</sup> output and may be followed by related variable length data.		V	1-250	X	R		N

<sup>17</sup> LSA was the transaction for "Assign NIIN and Register User" in NADEX format

<sup>18</sup> K27 was a manually generated transaction used to forward information concerning a return or revision of an "Assign NIIN and Register User" request in NADEX format



DRN	Data Element Name and Definition	Abbreviation	Format			Data Type	Schema Data Element Name	Data Exchange
			F/V	Length	Type			
8021	<b>WEB URL</b>		V	1-50	X	NCAGE/ NSN	WEB_URL_8021	Y
A Uniform Resource Locator (URL) is a reference to a web resource that specifies its location on a computer network and a mechanism for retrieving it								
8252	<b>ASSOCIATION PACKAGE SEQUENCE NUMBER</b>	APSN	F	3	X	L		N
The PSN of the Segment C in the file data of the item of supply which was found as a partial match through association code screening.								
8254	<b>REPLY TABLE CODE, MASTER REQUIREMENTS DIRECTORY</b>	REPLY TABLE CODE MRD	F	4	X	MRD		N
A code assigned to each reply table in the Master Requirements Directory for identification purposes. Each table contains the Reply Codes and the associated clear text replies that have been approved and authorized for use with requirements covered by the table. The format of this code is two alpha positions followed by two numeric positions.								
8255	<b>CONTROL CHARACTER CODE</b>	CCC	F	1	X	Characteristics		N
A format control character required to reformat the compressed version of decoded characteristics into the proper printing format.								
8263	<b>LINE CONTINUATION CODE</b>	LINE CONT CODE	F	1	X			N
A code used, if more than one record/line is required, to sequence the record/lines required for the converted print expression of the reply for output display.								
8268	<b>DATA ELEMENT TERMINATOR CODE</b>	DETC	F	1	X	8, M, Q, R, V		N
A special character used to indicate the termination of a variable and/or fixed length data element.								
8290	<b>MAJOR ORGANIZATIONAL ENTITY RULE NUMBER</b>	MOE RULE No	F	4	X	B, T		N
A code which represents a specific NATO Major Organizational Entity -MOE- Rule. The first two positions identify the country responsible for establishing and maintaining the MOE Rule. The remaining two positions are non-significant. (See <a href="#">Annex G13, Table 18</a> ).								

DRN	Data Element Name and Definition	Abbreviation	Format			Data Type	Schema Data Element Name	Data Exchange
			F/V	Length	Type			
8328	<b>SUBMITTED PACKAGE SEQUENCE NUMBER</b>	SPSN	F	3	X	1, P, Q		N
The PSN perpetuated from the original submittal which contained some type of error or discrepancy within the range of data identified by this Package Sequence Number.								
8472	<b>FORMER UNIT OF ISSUE</b>		F	2	A	Management		N
A Unit of Issue Code that formerly applied to an item of supply (see <a href="#">Annex G20, Table 31</a> and Annex <a href="#">G24, Table 35</a> ).								
8525	<b>ITEM STANDARDIZATION CODE, REPLACED NSN</b>	ISC RPLD NSN	F	1	X	E		N
The coded representation of the item standardization decision on individual items not authorized for future procurement.								
8555	<b>CONTINUATION INDICATOR CODE</b>	CIC	F	1	X	2, B, C, H, J, M, P, Q, R, V		N
A one position code to indicate that there are additional records required to fully portray an individual segment.								
8575	<b>QUANTITATIVE EXPRESSION</b>		F	13	X	Management	QUANTITATIVE_EXPRESSION_8575	N
An expression which specifies the content (decimal locator, quantity and unit of measurement) of the nondefinitive unit of issue assigned to an item of supply (see <a href="#">Annex G25, Table 36</a> ).								
8629	<b>GLOBAL TRADE ITEM NUMBER CODE</b>	GTIN CODE	F	14	N	Classification		N
A code that describes the entire family of European article number/Uniform code council (EAN/UCC) data. Structures for trade items (products and services) identification. The family of data structures include: EAN/UCC-8 digit, UCC-12 digit, EAN/UCC-13 digit, and EAN/UCC-14 digit codes. This code identifies products and their producers at every level of product configuration (consumer selling unit, case level, inner pack level, pallet, shipper, etc.). The code must be represented in computer files in such a way to ensure uniqueness of the identification numbers.								
8701	<b>OPERATOR</b>		V	2-3	X	Characteristics	OPERATOR_8701	Y
The connector of text from 'coded/clear reply'								

DRN	Data Element Name and Definition	Abbreviation	Format			Data Type	Schema Data Element Name	Data Exchange
			F/V	Length	Type			
8702	<b>CODIFICATION CONTRACT CLAUSE</b>		V	4-5	A	Identification	CODIFICATION_CONTRACT_CLAUSE_8702	Y
Clause included in contract for the procurement of equipment and spare parts requiring the contractor to provide the technical data required for item identification and, if required, preparation of draft item identifications. String "true" or "false" will be used to indicate if the clause is included in the contract (DRN 8702 = "true") or not (DRN 8702 = "false")								
8703	<b>COMMENT</b>		V	1-999	X	Specific data	COMMENT_8703	Y
A written remark expressing an opinion, a reaction or supplementary information.								
8704	<b>EQUIPMENT NAME</b>		V	1-255	X	Supporting data	EQUIPMENT_NAME_8704	Y
A tangible long-term asset that particular item of supply is part of.								
8705	<b>ORDER NUMBER</b>		V	1-75	X	Supporting data	ORDER_NUMBER_8705	Y
A number identifying a purchase or order placed.								
8706	<b>TYPE MODEL</b>		V	1-255	X	Supporting data	TYPE_MODEL_8706	Y
A specific version of the item of supply differentiating it from the others.								
8707	<b>ATTACHMENT NAME</b>		V	1-50	X	Attachments collection	ATTACHMENT_NAME_8707	Y
A name of a file that is attached to the message.								
8708	<b>IMAGE NAME</b>		V	1-50	X	Specific data	IMAGE_NAME_8708	Y
A name of a photograph representing item of supply or reference.								
8709	<b>SOURCE CODE</b>		F	3	A	Message	SOURCE_CODE_8709	Y
3-letter ISO country code to identify a country or NSPA authorized to submit a message								

DRN	Data Element Name and Definition	Abbreviation	Format			Data Type	Schema Data Element Name	Data Exchange
			F/V	Length	Type			
8710	<b>DESTINATION CODE</b>		F	3	A	Message	DESTINATION_CODE_8710	Y
	3-letter ISO country code to identify a country or NSPA authorized to receive a message							
8711	<b>MESSAGE DATE TIME</b>		F		X	Message	MESSAGE_DATE_TIME_8711	Y
	A date and time when message exchange took place FORMAT: YYYY-MM-DDThh:mm:ss: Z							
8712	<b>DATE LAST CHANGED NIIN RECORD</b>		F		X	Identification	DATE_LAST_CHANGE_NIIN_RECORD_8712	Y
	A date and time when the last change occurred on the NATO stock number data record. FORMAT: YYYY-MM-DDThh:mm:ss: Z							
8713	<b>RETURN CODE</b>		F	9	X		RETURN_CODE_8713	Y
	A code applied to indicate the reason a particular data element/record was returned to the source or to notify some information by NIIN owner. (see Annex C, Return Codes) The following information is provided depending on the first letter of the Return Code: -X codes: It is used within Error Container when the Schema Validations fail at NACOMS -E codes: It is used within Error Container when the Central validations fail at NACOMS or Destination Validation at Destination NCB -R codes: It is used within Error Container when the Processing Rules fail at Destination NCB -N codes: It is used within Notification Container when NIIN owner want to indicate some information to Source NCB -S codes: It is used within Status Container to specify the situation of a suspense requested record.							
8714	<b>DATA ELEMENT</b>		V	1-50	X	Notification and Error	DATA_ELEMENT_8714	Y
	A unit of data for which the definition, identification, representation and permissible values are specified by means of a set of attributes.							
8715	<b>ORIGINAL DATA ELEMENT VALUE</b>		V	1-50	X	Notification and Error	ORIGINAL_DATA_ELEMENT_VALUE_8715	Y
	A value of the data element sent by a source to a destination.							

DRN	Data Element Name and Definition	Abbreviation	Format			Data Type	Schema Data Element Name	Data Exchange
			F/V	Length	Type			
8716	<b>NEW DATA ELEMENT VALUE</b>		V	1-50	X	Notification and Error	NEW_DATA_ELEMENT_VALUE_8716	Y
	Value of the data element sent by a destination back to a source.							
8717	<b>PROPOSED CANCELLED NIIN</b>		F	9	N			N
	NATO item identification number that is proposed to be cancelled.							
8718	<b>MAIN CONTRACTOR NCAGE</b>		F	5	X	Supporting Data	MAIN_CONTRACTOR_NCAGE_8718	Y
	A NATO commercial and government entity code of a person or a company who undertakes the contract.							
8719	<b>CONTRACT NUMBER</b>		V	1-75	X	Supporting Data	CONTRACT_NUMBER_8719	Y
	A number of an individual contract awarded to a contractor.							
8720	<b>REQUEST MESSAGE ID</b>		V	18-27	X	Status	REQUEST_MESSAGE_ID_8720	Y
	An identifier of the incoming message sent by source to destination.							
8721	<b>COLLABORATION ID</b>		V	15-23	X	All	COLLABORATION_ID_8721	Y
	An identifier of the collaboration actions taken.							
8722	<b>MESSAGE SERIAL NUMBER</b>		V	1-999999999	N	Message	MESSAGE_SERIAL_NUMBER_8722	Y
	An identifier assigned incrementally or sequentially to a message.							
8723	<b>REQUEST CONTAINER SERIAL NUMBER</b>		V	1-999999999	N	Status	REQUEST_CONTAINER_SERIAL_NUMBER_8723	Y
	An identifier of the incoming container sent by source to destination							

DRN	Data Element Name and Definition	Abbreviation	Format			Data Type	Schema Data Element Name	Data Exchange
			F/V	Length	Type			
8724	<b>CONTAINER SERIAL NUMBER</b>		V	1-999999999	N	Status	CONTAINER_SERIAL_NUMBER_8724	Y
An identifier assigned incrementally or sequentially to a container.								
8725	<b>ACTION SERIAL NUMBER</b>		V	1-999999999	N	Maintain	ACTION_SERIAL_NUMBER_8725	Y
An identifier assigned incrementally or sequentially to an action.								
8726	<b>ERROR SERIAL NUMBER</b>		V	1-999999999	N	Error	ERROR_SERIAL_NUMBER_8726	Y
An identifier assigned incrementally or sequentially to an error within a container.								
8727	<b>NOTIFICATION SERIAL NUMBER</b>		V	1-999999999	N	Notification	NOTIFICATION_SERIAL_NUMBER_8727	Y
An identifier assigned incrementally or sequentially to a notification within a container.								
8728	<b>REQUEST ACTION SERIAL NUMBER</b>		V	1-999999999	N	Status	REQUEST_ACTION_SERIAL_NUMBER_8728	Y
An identifier of the incoming action sent by source to destination.								
8729	<b>NATO STANDARDIZED FUELS LUBRICANTS</b>		F	5	X			N
An identifying letter and number allocated to a product when it meets a specification, which has been accepted under a NATO standardization agreement (AAP-6).								
8730	<b>UNIVERSAL MEDICAL DEVICE NOMENCLATURE SYSTEM</b>	<b>UMDNS</b>	F	5	X			N
Universal medical device nomenclature system (UMDNS) is a standard international nomenclature and computer coding system to help to better manage medical devices.								
8731	<b>EUROPEAN CLASSIFICATION OF WASTE</b>		F	8	N			N
Regulatory nomenclature for the classification of waste of European Union.								

DRN	Data Element Name and Definition	Abbreviation	Format			Data Type	Schema Data Element Name	Data Exchange
			F/V	Length	Type			
8732	<b>GLOBAL MEDICAL DEVICE NOMENCLATURE</b>	<b>GMDN</b>	F	5	N			N
Global medical device nomenclature (GMDN) is a system of internationally agreed generic descriptions used to identify all medical device products.								
8733	<b>REFERENCE NUMBER</b>		V	1-60	X	Reference	REFERENCE_NUMBER_8733	Y
A number, limited to 60 characters, used to identify an item of production or, either by itself or in conjunction with other reference numbers, to identify an item of supply. Includes manufacturers part, drawing, model, type, source-controlling numbers, the manufacturers trade name when the manufacturer identifies the item by trade name only, NATO stock numbers, specification or standard part, drawing, or type numbers. This DRN is a component of DRN 8754 (REFERENCE).								
8734	<b>NATIONAL CODIFICATION PROJECT CODE</b>		F	7	X	Identification	NATIONAL_CODIFICATION_PROJECT_CODE_8734	Y
It is a value representing a national codification project code. Format: 3- letter ISO country code + 4 alphanumeric.								
8735	<b>NATIONAL CODIFICATION PROJECT NAME</b>		V	1-255	X	Identification	NATIONAL_CODIFICATION_PROJECT_NAME_8735	Y
It is a value representing a national codification project name.								
8736	<b>OUTBOUND CONTAINER ID</b>		V	20-36	X	NSN Container	OUTBOUND_CONTAINER_ID_8736	Y
An identifier of the CONTAINER_ID in which the NSN CONTAINER is located within the original message sent from NIIN owner. NSPA will distribute to NSN users this NSN container with a new MESSAGE_ID, therefore this DRN shows where the NSN container was sent originally for tracking purposes.								
8750	<b>NATO REFERENCE NUMBER ACTION ACTIVITY CODE</b>	<b>RNAAC</b>	F	3	A		REFERENCE_NUMBER_ACTION_ACTIVITY_CODE_8750	Y
A 3 characters ISO country code identifying the activity responsible for the value of the assigned document availability code - DAC (see Annex G13, table 18), and when registered as a user on the NSN, the activity authorized to submit reference number maintenance actions.								
8751	<b>NATIVE CLEAR TEXT REPLY</b>		V	1-999	X	Characteristics	NATIVE_CLEAR_REPLY_8751	Y
A clear text reply used in addition to DRN 4128 when mode code "G" is utilized. This DRN allows for full UTF-8 character set.								

DRN	Data Element Name and Definition	Abbreviation	Format			Data Type	Schema Data Element Name	Data Exchange														
			F/V	Length	Type																	
8753	<b>LANGUAGE</b> A 2-characters ISO code to identify the language of the native clear text reply (DRN 8751). Only the first two digits indicated in standard XML type:language (xmlschemata.org) will be used. Examples: en (English), fr (French), es (Spanish), de (German), etc		F	2	A	Characteristics	LANGUAGE_8753	Y														
8754	<b>REFERENCE</b> A Reference is a data element consisting of a NATO Commercial and Government Entity Code assigned to a manufacturer or organization (DRN 4140) and the number, symbol, and the like (DRN 8733), assigned by this manufacturer or organization to the item concerned.	REF	V	6-65	X	Reference		N														
8757	<b>DATE, NIIN ASSIGNMENT</b> The date/time when a NIIN was assigned by the NCB. Format. YYYY-MM-DDThh:mm:ssZ		F	20	X	Identification	DATE_NIIN_ASSIGNED_8757	Y														
8756	<b>UNIT PRICE</b> The standard price of the unit of issue as established by the managing activity expressed in national currency. (see DoD 4100.39-M, Vol. 10, Table 97, available online at <a href="#">FLIS Technical Procedures</a> ) It is constructed for input/output transactions as follows: <ul style="list-style-type: none"> <li>▪ For unit prices below ten million of national currency, the field is right justified and zero filled. The last two digits are the decimal places. No decimal point provided.</li> <li>▪ For unit prices ten million of national currency and above, for which the nine position format of the Unit Price (DRN 7075) is insufficient to indicate the price of an item, the third character of the NATO Currency Code is to be replaced by a code indicating the number by which the value showed in columns 70-78 should be multiplied to obtain the price of the item.</li> </ul> <table border="0"> <tr> <td>Code</td> <td>Multiplier</td> </tr> <tr> <td>1</td> <td>10</td> </tr> <tr> <td>2</td> <td>100</td> </tr> <tr> <td>3</td> <td>1000</td> </tr> <tr> <td>4</td> <td>10000</td> </tr> <tr> <td>5</td> <td>100000</td> </tr> <tr> <td>6</td> <td>1000000</td> </tr> </table>	Code	Multiplier	1	10	2	100	3	1000	4	10000	5	100000	6	1000000	UP	V	20	X	Management	UNIT_PRICE_8756	N
Code	Multiplier																					
1	10																					
2	100																					
3	1000																					
4	10000																					
5	100000																					
6	1000000																					
8855	<b>ASSOCIATION CODE, NCAGE</b> A code assigned by NCBs to identify the corporate complex entity and all related sub-entities that comprise a corporate complex. This code is used in item identification screening operations to determine actual duplicate items or possible duplicate items when the Reference Number is the same, but the NCAGE Code is different.	AC NCAGE	F	5	X	Reference		N														



DRN	Data Element Name and Definition	Abbreviation	Format			Data Type	Schema Data Element Name	Data Exchange
			F/V	Length	Type			
8863	<b>ASSIGNED PERMANENT SYSTEM CONTROL NUMBER</b>	ASSIGNED PSCN	F	13	X	E, L, M, V		N
A number assigned for control purpose to identify items established in the TIR prior to NIIN assignment, or for Items of Services that do not warrant NSN assignment but require identification nationally for control or audit purposes. The PSCN consists of the four digit NSC, the two digit NCB CODE and 7 alphanumeric characters, the meaning of which is shown in National Manuals for Codification.								
8869	<b>ACTION NSN, I &amp; S INS RELATION SHIP</b>		F	13	N			N
The NSN in a DIDS I & S relationship that has a relationship to the related NSN by means of an I & S relationship code								
8875	<b>REPLACEMENT NSN, CANCELLATION</b>		F	13	N	Replacement	REPLACEMENT_NSN_8875	Y
The NSN that has been determined through a cancellation process to be a replacement for a cancelled NSN.								
8925	<b>MANAGEMENT CONTROL DATA, AIR FORCE</b>		F	7	X	Management	MANAGEMENT_CONTROL_DATA_AIR_FORCE_8925	N
A data chain of management data codes used by the US Air Force to designate controls which are essential to the successful operation of Air Force-Peculiar Systems. The data chain consists of DRNs 0418 (Management Control Data, Air Force), 2695 (Fund Code, Air Force), 2836 (Materiel Management Aggregation Code, Air Force) and 3765 (Air Force Budget Code-Management Data List).								
8930	<b>MANAGEMENT CONTROL DATA, ARMY</b>		F	7	X	Management	MANAGEMENT_CONTROL_DATA_ARMY_8930	N
A data chain of management data codes used by the US Army to designate controls which are essential to the successful operation of Army-Peculiar Systems. The data chain consists of DRNs 0827 (Management Control Data, Army), 2665 (Accounting Requirements Code, Army) and 2680 (Materiel Category Code, Army).								
8935	<b>MANAGEMENT CONTROL DATA, MARINE CORPS</b>		F	7	X	Management	MANAGEMENT_CONTROL_DATA_MARINE_CORPS_8935	N
A data chain of management data codes used by the US Marine Corps to designate controls which are essential to the successful operation of Marine Corps-Peculiar Systems. The data chain consists of DRNs 0572 (Operational Test Code, Marine Corps), 0573 (Physical Category Code, Marine Corps), 2790 (Management Echelon Code, Marine Corps), 2959 (Stores Account Code, Marine Corps), 3311 (Combat Essentiality Code, Marine Corps) and 4126 (Materiel Identification Code, Marine Corps).								

DRN	Data Element Name and Definition	Abbreviation	Format			Data Type	Schema Data Element Name	Data Exchange
			F/V	Length	Type			
8940	<b>MANAGEMENT CONTROL DATA, NAVY</b>		F	7	X	Management	MANAGEMENT_CONTROL_DATA_NAVY_8940	N
	A data chain of management data codes used by the US Navy to designate controls which are essential to the successful operation of Navy-Peculiar Systems. The data chain consists of DRNs 0121 (Special Material Content Code, Navy), 0132 (Issue, Repair and/or Requisitioning Restriction Code, Navy), 2608 (Cognizance Code, Navy) and 2834 (Special Material Identification Code, Navy).							
8950	<b>"AND" SYMBOL</b>		F	2	X	V		N
	A double dollar sign (\$\$) used in the characteristics data group to identify a combination of values to a characteristic such as material/metal and wood. The symbols will separate the values in a coded characteristic and will precede the Mode Code of the second and subsequent replies. The symbols will be used, when applicable, as an element of the characteristics data group for input, processing and storage and will be decoded on output to read "and" as an element of the characteristics data. (.)							
8951	<b>"OR" SYMBOL</b>		F	1	X	V		N
	A single dollar sign (\$) used in the characteristics data group to identify alternate values to a characteristic such as drive style/cross recess drive type 1 or type 2. The symbol will separate each value in a coded characteristic and will precede the Mode Code of the second and subsequent replies. The symbol will be used, when applicable, as an element of the characteristics data group for input, processing and storage and will be decoded on output to read "or" as an element of the characteristics data..							
8972	<b>NCAGE NAME</b>		F	190	X	NCAGE	NCAGE_NAME_8972	Y
	A clear text legal name of the entity registered under NCAGE.							
8974	<b>TELEPHONE NUMBER</b>		F	50	X	NCAGE	TELEPHONE_NUMBER_8974	Y
	The identifier that represents a telephone number.							
8975	<b>FAX NUMBER</b>		F	50	X	NCAGE	FAX_NUMBER_8975	Y
	The identifier that represents a fax number.							
8977	<b>REPLACED NSN, STANDARDIZATION RELATIONSHIP</b>		F	13	N	E		N
	The NATO Stock Number in a standardization replacement relationship not authorized for procurement that is replaced by a NATO Stock Number authorized for procurement.							

DRN	Data Element Name and Definition	Abbreviation	Format			Data Type	Schema Data Element Name	Data Exchange
			F/V	Length	Type			
8978	<b>PROVINCE NAME</b> The clear text name of a state or province for countries other than the U.S. and CANADA.		F	36	X	NCAGE	PROVINCE_NAME_8978	Y
8990	<b>SECONDARY ADDRESS CODE</b> A variable length code used to extend/modify the Master Requirement Code. The Secondary Address Code may be up to three positions long. It is always used with a Secondary Address Indicator Code (DRN 9485).	SAC	V	1-3	X	Characteristics	SECONDARY_CODE_8990	Y
8999	<b>SEGMENT CODE</b> A code to identify a specific group of data elements for a given segment.		F	1	X	ALL except IH, OH		N

DRN	Data Element Name and Definition	Abbreviation	Format			Data Type	Schema Data Element Name	Data Exchange
			F/V	Length	Type			
9075	<b>SUBMITTED NATO SUPPLY CLASS</b>	SUB NSC	F	4	N	K		N
	The NATO Supply Class that was submitted with the transaction but is different from the NATO Supply Class recorded against the item in the Total Item Record -TIR-.							
9094	<b>INPUT HEADER</b>	IH						N
	This header contains the basic control information pertinent to a package and must precede all other segments which are included in the input transaction. It is used only in LMD (Multiple DIC Input) transactions.							
9098	<b>OUTPUT HEADER</b>	OH						N
	This header contains the destination code of the recipient of the packages, the NATO File Maintenance Sequence Number and the basic control information pertinent to the packages, and will precede all other segments which are included in the output package.							
9100	<b>SEGMENT A - IDENTIFICATION DATA</b>							N
	This segment, used as output from NCB, consists of the elements of data common to the identification of an item.							
9101	<b>SEGMENT B - MOE RULE DATA</b>							N
	This segment, used as input to and output from NCB, consists of the MOE RULE NUMBER in relation to a specific item identification.							
9102	<b>SEGMENT C - REFERENCE DATA</b>							N
	This segment, used as input to and output from NCB, consists of the elements of data required in the structuring of a logistics Reference Number, including the related item of supply concept codes.							
9104	<b>SEGMENT E - STANDARDIZATION RELATIONSHIP DATA</b>							N
	A data chain identifying the originator, date and Item Standardization Code of standardization decisions for items either included or not included in an official DOD standardization replacement relationship.							

DRN	Data Element Name and Definition	Abbreviation	Format			Data Type	Schema Data Element Name	Data Exchange
			F/V	Length	Type			
9108	<b>SEGMENT H - MATERIEL MANAGEMENT DATA</b>							N
A data chain consisting of homogeneous data elements pertinent to Materiel Management Data, e.g. Source of Supply Code, Shelf Life Code, etc.								
9109	<b>SEGMENT K - ITEM IDENTIFICATION STATUS / CANCELLATION DATA</b>							N
This segment is generated by the NCB as output only. This dual purpose segment will be used by the recipient as a cancellation index record in some instances, and merely to show the status of the NIIN in other instances.								
9110	<b>SEGMENT L - OUTPUT FILE DATA SUB-HEADER</b>							N
This segment is generated by the NCB, as output only, whenever there is file data included in the output package. It serves as an intermediate header in the output package and identifies the specific NSN for which file data is being furnished.								
9111	<b>SEGMENT M - DECODED CHARACTERISTICS DATA</b>							N
A data chain consisting of data elements (in decoded format) that are required to develop (print) an item identification description.								
9113	<b>SEGMENT P - DATA ELEMENT ORIENTED WITH RETURN CODE AND WITHOUT VALUE</b>							N
This segment is generated by the NCB, as output only, to return errors or conflicts revealed during processing. The data element(s) involved are identified by the applicable DRN and Return Code to indicate specific error conditions. Any number of DRNs may be included within this segment to identify pertinent data elements and related Return Codes in the transaction package.								
9114	<b>SEGMENT Q - DATA ELEMENT ORIENTED WITH VALUE AND RETURN CODE</b>							N
This segment is used as output from the NCB. It is generated by the NCB to return errors or conflicts revealed during processing. In addition to the applicable DRNs and Return Codes, the values are included. Any number of DRNs may be included within this segment to identify pertinent data elements and related Return Codes in the transaction package.								

DRN	Data Element Name and Definition	Abbreviation	Format			Data Type	Schema Data Element Name	Data Exchange
			F/V	Length	Type			
9115	<b>SEGMENT R - DATA ELEMENT ORIENTED WITH VALUE</b>							N
	This dual purpose segment is used as input to and output from the NCB in conjunction with DICs LAD (Add Data Element), LCD (Change Data Element), LDD (Delete Data Element) and LTI (Interrogate by Item). Output resulting from LAD, LCD and LDD will be in Segment R format. However, output from LTI which is KIR (Interrogation Results) may be in a variety of formats depending on the degree of data being interrogated. Segment R will contain the DRNs and their values, except when it is used with LTI, in which case the values are not required.							
9117	<b>SEGMENT T - CANCELLATION/DELETE MOE RULE DATA</b>							N
	This segment is used when a NSN is to be cancelled in the master file (i.e. Cancel-inactive, Cancel-use, etc.). It is also used when a MOE Rule is to be deleted from an existing NSN.							
9118	<b>SEGMENT V - CODED CHARACTERISTICS DATA</b>							N
	This segment is used as input/output when providing coded characteristics data.							
9119	<b>SEGMENT Z - FUTURE DATA</b>							N
	This segment is generated as output only. It is used to notify authorized data recipients of maintenance type actions which have been received by the NCB and placed in a suspense status. These maintenance type actions will be processed into the TIR upon reaching the established effective data. This segment will also be included in file data packages resulting from interrogations or screening. Multiple occurrences of records for this segment may be generated.							
9121	<b>SEGMENT 1 - NOTIFICATION OF CHANGED DATA</b>							N
	This segment is created by the NCB and is used as output only. It will be included in file maintenance output packages whenever the NCB can change submitted data elements and approve the input transaction. (Data is furnished for information purposes only).							
9122	<b>SEGMENT J - SCREENING RESPONSE SUB-HEADER</b>							N
	This segment is generated by the NCB as output only. It is included in the output package resulting from Reference Number screening request, to indicate the specific Reference Number that caused a "match" or "not match" condition.							

DRN	Data Element Name and Definition	Abbreviation	Format			Data Type	Schema Data Element Name	Data Exchange
			F/V	Length	Type			
9125	<b>SEGMENT 2 - SCREENING BY REFERENCE</b>							N
This segment is designed for input to the NCB, specifically for submission of requests for provisioning and other preprocurement screening by Reference Number against the TIR.								
9127	<b>SEGMENT W – PACKAGING DATA</b>							N
A group of data consisting of homogeneous data elements pertinent to packaging. The FLIS Procedures Manual, Volume 8 and 9, Chapter 3, specify the data elements, which make up the group.								
9325	<b>ORIGINATOR OF STANDARDIZATION DECISION</b>	ORIG STDZ DEC	F	2	X	E		N
Identifies the national activity that is responsible for the assignment of item standardization codes to record standardization decisions. Computer generated from the originating activity code (DRN 4210) which is included in the Input Header.								
9380	<b>EXTRA LONG REFERENCE NUMBER INDICATOR CODE</b>	ELRN IND CODE	F	1	X	2, C		N
A special character in the 60th position of a Reference Number (DRN 8733). The character, i.e. a dash (-) is used to indicate that the Reference Number exceeds 60 digits.								
9480	<b>RETURN CODE -</b>	RET CODE	F	2	X	P, Q		N
A code applied by the processing NCB to indicate the reason a particular data element was returned to the submitter								
9485	<b>SECONDARY ADDRESS INDICATOR CODE</b>		F	1	N	Characteristics	SECONDARY_INDICATOR_CODE_9485	Y
A code, which serves to indicate the number of characters in the Secondary Address Code (DRN 8990).								
9525	<b>REPLACEMENT NSN, STANDARDIZATION RELATIONSHIP</b>		F	13	N	E, L		N
The NATO Stock Number in a standardization replacement relationship authorized for procurement that replaces the NATO Stock Number not authorized for procurement.								

DRN	Data Element Name and Definition	Abbreviation	Format			Data Type	Schema Data Element Name	Data Exchange
			F/V	Length	Type			
9554	<b>CLASSIFICATION ASSISTANCE MODIFIER, H2</b>		V	1-999	X			N
A modifying word or phrase used to qualify an Item Name as to the applicable/authorized NATO Supply Class(es) to be reflected in Cataloging Handbook H2.								
9565	<b>NCAGE DATA PREFIX CODE</b>	NCAGEDPC	F	3	X	NCAGE		N
Data element identifies particular segments of data used to comprise a total SSR NATO Commercial and Government Entity Code data record.								
9566	<b>NCAGE DATA GROUP</b>	NCAGEDG	V	1-7 1-9 1-42 1-54 1-194	X	NCAGE		N
<p>A NCAGE DATA GROUP consists of Name, address and other data which adds value to the KHN file. It must include an NCAGE Data Prefix Code – NCAGEDPC <a href="#">DRN 9565</a> (3 characters) ( followed by the appropriate CLEAR TEXT containing the relevant information, terminated by the DATA ELEMENT TERMINATOR CODE – DETC <a href="#">DRN 8268</a> (# symbol), where the maximum length allowed for each Prefix Code is:</p> <ul style="list-style-type: none"> <li>• 3 characters for CTR</li> <li>• 5 characters for RP1, RP2, RP3, RP4 and RP5</li> <li>• 38 characters for ST1, ST2, CIT, STE, STT, PSC, POB, PCC and PCS</li> <li>• 50 characters for CPV, TEL, FAX, IDN, EMA, WWW, BAR, UNS, SIC, NAI and NAC</li> <li>• 190 characters for NAM</li> </ul>								
9567	<b>DATE OF LAST CHANGE, NCAGE RECORD</b>		F	5	N	NCAGE	DATE_LAST_CHANGE_NCAGE_RECORD_9567	Y
The year and Julian day denoting the date of last change to a NCAGE record.								
9568	<b>GLOBAL LOCATION NUMBER CODE</b>	GLN CODE	F	13	N	NCAGE	GLN_CODE_9568	Y
<p>A code allocated to Manufacturers, Non-Manufacturers and Organizations by the private entity GS1. GLN is a key concept in EDI (Electronic Data Interchange). GS1 allocates this code particularly for the e-commerce business.</p> <p>Various GLN codes could exist for a unique company, due to different premises identified with different GLN codes.</p>								



DRN	Data Element Name and Definition	Abbreviation	Format			Data Type	Schema Data Element Name	Data Exchange
			F/V	Length	Type			
9569	<b>COMMON PROCUREMENT VOCABULARY CODE</b> A standardized vocabulary developed by the European Union for public procurement to describe procurement notices to help procurement authorities to classify procurements consistently, and to help service and product suppliers find procurements of interest. Format: NNNNNNNN-N (where N is a number) Example: 30121300-6 (Reproduction equipment) Web link: <a href="https://simap.ted.europa.eu/web/simap/cpv">https://simap.ted.europa.eu/web/simap/cpv</a>	CPV CODE	F	10	X	Classification / NCAGE	CPV_CODE_9569	Y
9571	<b>HARMONIZED SYSTEM</b> A 6-digit standardized numerical method of classifying traded products developed and maintained by the World Customs Organization (see <a href="http://www.wcoomd.org">www.wcoomd.org</a> ) HS numbers are used by customs authorities around the world to identify products for the application of duties and taxes. Additional digits are added to the HS number by some governments (like U.S.) to further distinguish products in certain categories.	HS	F	6	N	Classification	HARMONIZED_SYSTEM_CODE_9571	Y
9572	<b>REPORTABLE ITEM CODE</b> A six alphanumeric characters code classifying all equipment, material, supplies and personnel used to define operational capabilities for NATO's user communities' needs Management of RIC codes is realized by the NATO Communications and Information Agency (NCIA) in The Hague, Netherlands.	RIC	F	6	X	Reference		N
9573	<b>ANATOMICAL, THERAPEUTIC, CHEMICAL CLASSIFICATION SYSTEM</b> System which divides the active substances into different groups according to the organ or system on which they act and their therapeutic, pharmacological and chemical properties. It is controlled by the World Health Organization Collaborating Centre for Drug Statistics Methodology (WHOCC). Web link: <a href="http://www.whooc.no/atcddd">http://www.whooc.no/atcddd</a>	ATC	F	7	X	Reference		N
9574	<b>UNITED NATIONS STANDARD PRODUCTS AND SERVICES CODE</b> A coding system of classifying and naming products and services used in electronic commerce. It is maintained by GS1 US for the UN Development Programme (UNDP). Web link: <a href="http://www.unspsc.org/">http://www.unspsc.org/</a>	UNSPSC	F	8	N	NCAGE	UNSPSC_CODE_9574	Y

DRN	Data Element Name and Definition	Abbreviation	Format			Data Type	Schema Data Element Name	Data Exchange
			F/V	Length	Type			
9765	<b>STATION SERIAL NUMBER - XML</b>		F	4	N	NCAGE	STATION_SERIAL_NUMBER_9765	Y
	The Station Serial Number of the XML automated data network message.							
9917	<b>SYSTEM ERROR CODE</b>		F	2	X	P		N
	System errors are defined as conditions that are encountered during processing which terminate any further processing of the input transaction. Currently the only Return Code related to this DRN is TP.							
9975	<b>DRN VALUE</b>		V	1-999	X	Q, R		N
	This represents the value for the preceding DRN (i.e. if the DRN was for NATO Supply Class, this field could be 5905).							

## **ANNEX G - Tables of Codes and Characters used in Data Exchange together with their Definitions**

This annex contains tables of codes or characters used in the international exchange of codification and standardization when the list of such codes for a specific data element is too large to be given in the data element definition.

**Annex G1 - Table 01 - NATO Item Identification Number Status Code (NIIN SC)**

1. A table of codes used to indicate the present status of the NIIN recorded in the TIR.
2. The codes, and definitions for each code are as follows:

Code	Definition	File data forwarded in respect of
0	Item is active	Submitted NSN
1	Item identification is active but the item is non-procurable within the Service organizations of the country of origin, i.e. the record is maintained only for use by other NATO Nations.	Submitted NSN
3	Item is "Cancelled with Replacement".	"Replacement NSNs".
4	Item is "Cancelled without Replacement".	None
5	Item is "Cancelled-Use".	"Use NSN"
6	Item is inactive, i.e. no recorded MOE Rule Number.	Submitted NSN
7	Item is "Cancelled Duplicate".	"Duplicate NSN"
8	Item is "Cancelled Inactive".	None
9	Item identification is temporarily maintained in the TIR and will be cancelled with the withdrawal of the last user.	Submitted NSN

See [DRN 2670](#) for format.

**Annex G2 - Table 05 - Document Availability Code (DAC)**

Code	Explanation
1	The Reference Number is represented by a drawing and the drawing was available to the RNAAC at the time of submission of the Reference Number. The RNAAC will furnish the drawing upon request.
2	The Reference Number is represented by a drawing and the drawing was available to the RNAAC at the time of submission of the Reference Number ; however, the RNAAC cannot furnish the drawing.
3	The Reference Number is represented by technical documentation other than a drawing and the documentation was available to the RNAAC at the time of submission of the Reference Number. The RNAAC will furnish the technical documentation upon request.
4	The Reference Number is represented by technical documentation other than a drawing and the documentation was available to the RNAAC at the time of submission of the Reference Number ; the RNAAC cannot furnish the technical documentation.
5	The Reference Number is represented by a drawing, but the drawing was not available to the RNAAC at the time of submission of the Reference Number.
6	The Reference Number is represented by technical documentation other than a drawing but the documentation was not available to the RNAAC at the time of submission of the Reference Number.
9	The Reference Number is of the type for which an indication of document availability is not required (e.g. Informative Reference (see <a href="#">Sub-Section 233</a> ) and Use of Standard Reference (see <a href="#">Sub-Section 234</a> ).
A	The reference number is represented by an engineering drawing and the drawing is available for unlimited use. The drawing will be furnished by the activity identified by the RNAAC upon request.
B	The reference number is represented by an engineering drawing. The drawing is available for limited use under the terms of the rights-in-data clause of the contract by which the data was obtained and will be furnished by the activity identified by the RNAAC upon request. Descriptive data based on Limited Rights information will not be released to the general public through publications or other media.
C	The reference number is represented by an engineering drawing. The drawing is available for unlimited use but under the security measures specified for the level of security classification assigned. The drawing will be furnished only to qualified requesters by the activity identified by the RNAAC.
D	The reference number is represented by an engineering drawing. The drawing is available for limited use under the terms of the rights-in-data clause of the contract by which the data was obtained, and under the security measures specified for the level of security classification assigned. The drawing will be furnished only to qualified requesters by the activity identified by the RNAAC. Descriptive data based on Limited Rights information will not be released to the general public through publications or other media.
E	The reference number is represented by engineering data other than an engineering drawing. The data is available for unlimited use and will be furnished by the activity identified by the RNAAC upon request.

Code	Explanation
F	The reference number is represented by engineering data other than an engineering drawing. The data is available for limited use under the terms of the rights-in-data clause of the contract by which the data was obtained and will be furnished by the activity identified by the RNAAC upon request. Descriptive data based on Limited Rights information will not be released to the general public through publications or other media.
G	The reference number is represented by engineering data other than an engineering drawing. The data is available for unlimited use but under the security measures specified for the level of security classification assigned. The data will be furnished only to qualified requesters by the activity identified by the RNAAC.
H	The reference number is represented by engineering data other than an engineering drawing. The data is available for limited use under the terms of the rights-in-data clause of the contract by which the data was obtained, and under the security measures specified for the level of security classification assigned. The data will be furnished only to qualified requesters by the activity identified by the RNAAC. Descriptive data based on Limited Rights information will not be released to the general public through publications or other media.
U	A reference number represented by a bar code structure in accordance with an organization such as GS1. The technical documentation may or may not be available to the RNAAC.
X	Filler code found on NSNs that were assigned before DACs were created.

**NOTES:**

1. The DAC is applicable to all types of item identifications submitted under requests for NSN assignment, reinstatements of cancelled NSNs, additions of Reference Numbers, and for changes of data to Reference Numbers when the Reference Number exists in the TIR.
2. Government specifications and standards shall be considered "technical documentation", and shall be coded DAC 3, 4 or 6.
3. When DAC is Code 9, the RNAAC recording this code will be included in the action. (DAC 9 shall always be used when a variation code of 9 and RNCC of 6 are reflected in the action).
4. In addition to the above codes, the United States uses alphabetic codes ; for details of these codes see the [US FLIS Procedures Manual](#) (DoD 4100-39M, Volume 10, Chapter 4).
5. When DAC is "U", RNCC must be 3, 5, 8, or C.

See [DRN 2640](#) for format.

**Annex G3 - Table 06 - Reference Number Justification Code (RNJC)**

A code to record the degree of research conducted and justification for the creation of a new item identification despite a recognized condition of possible duplication by Reference Number with an existing item.

Code	Explanation
1	Technical data on the possible duplicated item identification have been reviewed and the additional items of production (Reference Numbers) are not acceptable for the item of supply.
2	The additional items of production associated with the proposal have been reviewed and are correctly proposed as primary numbers to identify the item of supply. Collaborating activities have not agreed to the additional items of production.
4	Data on the additional items of production is not available and acceptability of the additional items of production cannot be determined.
7	The Reference Number represents an obsolete or discontinued item which has "rolled back" into stock and it would not be appropriate to mix stock with the current item. Reference Number Justification Code "7" shall be used only when it is necessary to acquire an NSN for a cancelled, superseded, or obsolete Reference Number which matches a Reference Number coded RNCC 5 and RNVC 9.

**NOTES :**

1. In the event of a combination of codes, use the lower numeric RNJC.
2. The RNJC shall not be reflected in the matched reference of the existing item identification.
3. The RNJC is required for each Add Reference request, which would create another possible duplication.

See [DRN 2750](#) for format.

### Annex G4 - Table 07 - Priority Indicator Code (PIC)

A code used in inbound actions to indicate the precedence and response time allowed for request processing to ensure employment of the time frames agreed upon.

Code	Explanation
0	<p>Automated Processing.</p> <p>Actions eligible for automated processing (without human intervention) must be sent with PIC 0.</p> <p>Processing time is up to 3 calendar days</p>
4	<p>Routine Requests.</p> <p>For all requests, the processing time agreed upon should not exceed <b>60</b> calendar days.</p>
E	<p>Emergency Requests.</p> <p>The processing time should be kept to the minimum, but should not exceed:</p> <ul style="list-style-type: none"> <li>• 7 calendar days for Assign NIIN and Register User action</li> <li>• 14 calendar days for Maintenance requests</li> </ul>

See [DRN 2867](#) for format



## Annex G5 - Table 08 - Reference Number Category Code (RNCC)

A code that designates the relationship of a Reference Number to the item of supply.

Code	Explanation									
1	<p><b>Codification Description:</b></p> <p>Source Control Reference. The number assigned by a design activity to a drawing that depicts existing commercial or vendor items which exclusively provide performance, installation and interchangeable characteristics required for one or more specific critical applications. Restrictions are imposed by the design activity to ensure procurement of the only item(s) known, as a results of test or evaluation, to qualify for the stated critical application. Includes only those drawings which meet the definition of "Source Control Drawing" in the national specification. (Applicable only to type 1, 1B, 2, 4 and 4B item identifications).</p> <hr/> <p><b>User Description:</b></p> <p>A Reference with RNCC "1" allocated means that the Item of Supply in question has been subjected to special testing or sampling by the Design Activity thus ensuring that the Item of Supply is fit for a specific purpose. RNCC "1" is usually allocated at the request of the Design Activity to restrict the possibility, on re-acquisition, of the wrong Item of Supply being acquired and avoid the possibility of degrading the performance of the equipment by the use of sub-standard spares.</p>									
2	<p><b>Codification Description:</b></p> <p>Definitive Government Specification or Standard Designator Reference. A part number, style number, or type designator included in or developed in accordance with a government specification or standard which has the effect of fully identifying an item of supply. This code shall also be used for a government specification or standard which, although not including part numbers, style numbers, or type designators, covers a single item of supply. These Reference Numbers may be coded with a variation code of 1, but only in the rare circumstance where a specification has an uncoordinated revision or amendment, and the type number has not changed. As an example, Military Specification MIL-E-1/515 Type 6247 (an uncoordinated specification with the same type as the original) would be coded as:</p> <table style="margin-left: auto; margin-right: auto; border-collapse: collapse;"> <thead> <tr> <th style="padding: 0 10px;"></th> <th style="text-align: center; border-bottom: 1px solid black; padding: 0 5px;">RNCC</th> <th style="text-align: center; border-bottom: 1px solid black; padding: 0 5px;">RNVC</th> </tr> </thead> <tbody> <tr> <td style="padding: 0 10px;">MIL-E-1/515</td> <td style="text-align: center; padding: 0 5px;">4</td> <td style="text-align: center; padding: 0 5px;">1</td> </tr> <tr> <td style="padding: 0 10px;">6247</td> <td style="text-align: center; padding: 0 5px;">2</td> <td style="text-align: center; padding: 0 5px;">1</td> </tr> </tbody> </table> <p>In this example neither reference number is item identifying; however, the two references together are.</p> <p>(Non-definitive government specifications or standard designator references shall be coded 4 ; specification control drawings as defined in the appropriate national specification shall be coded 7). Examples of standards attracting RNCC 2 are, ANSI, Def Stan, Mil Specs, CECC, DIN, ISO etc.</p> <hr/> <p><b>User Description:</b></p> <p>A Reference with RNCC "2" allocated means that the Item of Supply in question is manufactured to a Government/Civilian Standard or Specification. This RNCC should be allocated when the Standard or Specification identifying number is fully definitive and identifies the Item of Supply without any additional information.</p>		RNCC	RNVC	MIL-E-1/515	4	1	6247	2	1
	RNCC	RNVC								
MIL-E-1/515	4	1								
6247	2	1								

Code	Explanation
3	<p><b>Codification Description:</b></p> <p>Design Control Reference. The primary number used to identify an item of production or a range of items of production, by the manufacturer (individual, company, firm, corporation, or government activity) which controls the design, characteristics, and production of the item by means of its engineering drawings, specifications and inspection requirements. When used to identify a drawing where the Original Design Activity (ODA) was transferred to a Current Design Activity (CDA), the reference number will be coded with Reference Number Variation Code (RNVC) 9. This RNCC is allocated to references in accordance with a company's internal standard.</p> <p><b>User Description:</b></p> <p>A Reference with RNCC 3 allocated means that the Item of Supply in question is fully and definitively identified by the Design Control Reference, subject to the RNVC allocated in conjunction with RNCC 3. RNCC 3 should not be allocated to Item of Supply manufactured in accordance with a Government/Civilian Standard or Specification. Where the RNCC is 3 and the RNVC is 9, then the Reference has been declared obsolete by the Design Authority.</p>
4	<p><b>Codification Description:</b></p> <p>Non-definitive Government Specification or Standard Reference. Any government specification or standard reference other than those indicated in code 2 as definitive references. This code shall be used for non-definitive government specifications and standard references and non-definitive part numbers, type designators, and style numbers included therein which are coded with a variation code of 1. (Includes the specification number of those specifications for which type designation is used as code 2). Examples of standards attracting RNCC 4 are, ANSI, Def Stan, Mil Specs, CECC, DIN, ISO etc.</p> <p><b>User Description:</b></p> <p>A Reference with RNCC "4" allocated means that the Item of Supply in question is Manufactured to a Government/Civilian Standard/Specification but the Reference recorded with this RNCC is not fully definitive and therefore does not fully identify the Item of Supply without the addition of further identifying information. A Reference with this RNCC will always have a RNVC of "1".</p>
5	<p><b>Codification Description:</b></p> <p>Secondary Reference. Any reference related to the NSN which does not fall into any other category and assigned to an item of production or supply by a commercial or government organization, which represents the same item of production or supply.</p> <p>Includes :</p> <ul style="list-style-type: none"> <li>- References to secondary sources of supply (Supplier/Vendor);</li> <li>- Additional numbers used primarily for preliminary screening.</li> </ul> <div style="border: 1px solid black; padding: 5px; margin-top: 10px;"> <p><b>NOTE:</b> An RNCC 5 reference with a Reference Number Variation code (RNVC) of 2 shall not be added to an NSN with a Standard Military Drawing (SMD) or Military Specification coded RNCC-RNVC 2-2 unless the reference is registered on the Qualified Products List (QPL) for the SMD or Mil Spec.</p> </div>

Code	Explanation
	<p><b>User Description:</b></p> <p>A Reference with RNCC "5" allocated means that the Item of Supply in question, depending on the RNVC allocated, has either, a secondary source of supply (Supplier/Vendor) (RNCC 5, RNVC 2), is obsolete (RNCC 5, RNVC 9) or has a non definitive Secondary Reference (RNCC 5, RNVC 1).</p>
6	<p><b>Codification Description:</b></p> <p>Informative Reference. Reference to another system of classification / nomenclature or interchangeability indication between NSN from different countries (See Chapter 2, <a href="#">Sub-Section 233</a>).</p> <p><b>User Description:</b></p> <p>A Reference with RNCC "6" allocated means that the Item of Supply in question, has got an additional informative reference. This data may be used by purchasing services or by acquisition organizations for cross reference purposes.</p>
7	<p><b>Codification Description:</b></p> <p>Vendor Item Drawing Reference (Formerly, Specification Control Reference). The number assigned by a design activity to a drawing that is not item identifying, but which delineates existing commercial or vendor developed items meeting all engineering and test requirements specified, without imposing additional test/engineering requirements not normally provided by the vendor(s). Includes only those drawings which meet the definition Vendor Item Drawing in MIL-STD100.</p> <p><b>User Description:</b></p> <p>A Reference with RNCC "7" allocated means that the Reference in question fully meets the stated requirements of the design control authority and may be acquired from any approved vendor. The user may find more than one Item of Supply with this Reference recorded, where this is the case, the user may assume that all of the NSNs found meet the original outline requirement statement.</p>
8	<p><b>Codification Description:</b></p> <p>NATO Reproduced Item Identification Number. A number representing a reproduction of an item of production by another NATO or Tier 2 sponsored country for which authorization to use the NATO Stock Number has been granted by the originating country. The reproduced item represents the same item of production as the original item.</p> <p><b>User Description:</b></p> <p>This RNCC is allocated to Items of Production that are being manufactured under license.</p>
A	<p><b>Codification Description:</b></p> <p>Design Category Packaging and Related Logistics Data Reference Number. The number of a document representing packaging and related logistics data requirements.</p>

Code	Explanation
C	<p><b>Codification Description:</b></p> <p>A Reference Number assigned to an item of production not included in the item of supply concept to which the NATO Stock Number -NSN- has been assigned. Use of this Reference Number Category Code -RNCC- is restricted to conditions where cross-reference is required to establish identification to an item of supply. Additionally, there is no direct relationship of the Reference Number to the NSN other than a service/agency individual decision.</p>
D	<p><b>Codification Description:</b></p> <p>Drawing Number Reference. A number assigned by a design activity to a drawing or other technical documentation which identifies a drawing/document that is related to an item of supply or production but does not qualify for assignment of codes 1, 3, 5, 7 or C. Code D Reference Numbers will not be used in item of supply determinations.</p>
E	<p><b>Codification Description:</b></p> <p>Replaced Reference. A manufacturer's part number, government specification/standard or other design control reference number that is superseded, discontinued or replaced, resulting in a cancel-use action. Used to identify the original item of supply/replaced item. <b>Do not use for codification purposes.</b></p>
	<p><b>User Description:</b></p> <p>This reference requires revision due to the fact that the reference has been automatically transferred from a cancelled NSN to an active NSN.</p>

**NOTES:**

1. Each Reference Number or portion of a Reference Number shall be coded to indicate the relationship of the Reference Number to the item of supply.
2. When determination cannot be made as to whether or not a Reference Number is the "Design Control Reference" it shall be considered the "Design Control Reference" until positive determination can be made. However, only one Reference Number shall be considered as the "Design Control Reference" for each type 1A, 1B, 4A or 4B item identification. In addition, only one Reference Number shall be considered as the "Design Control Reference" for each item of production included in the concept of a type 1, type 2 or type 4 item identification.
3. Reference Numbers assigned RNCC D will always be submitted with a variation code -RNVC- of 9.
4. Reference Numbers assigned RNCC C will always be submitted with a variation code -RNVC- of 1.

See [DRN 2910](#) for format.

**Annex G6 - Table 09 - Reference Number Format Code (RNFC)**

A code which identifies the format of a Reference Number.

Code	Explanation
1	Number is formatted as configured on the originating document with the exception of the modification shown in <a href="#">Chapter IV, Annex B4, paragraph 2.2.</a>
3	Number format is unknown since the reference number has been recorded before the implementation of the current code –RNFC–.
4	Number is totally "in-the-clear" (without modification) as originally configured by the manufacturer indicated by the NCAGE Code.
5	<p>The reference number results from a change of the part number (PN) by conversion of non-Latin national characters to Latin characters included in the table of Character Sub-set for the Exchange of NATO Codification Data (<a href="#">see Chapter IV Annex B2</a>).</p> <p>This conversion is in accordance with the national conversion table such as it is defined by the NCB of the country where the manufacturer/distributor is located ; this conversion method usually is in accordance with the ISO standard (see ISO/TC46/SC2 "Conversion of written languages").</p>

**NOTE :** Only RNFC 1, 4 and 5 are authorized for international data exchange.

See [DRN 2920](#) for format.

**Annex G7 - Table 10 - Type of Item Identification Code (TYPE II CODE)**

Code	Type	Explanation
1	1	Full Descriptive Item Identification
K	1A	Full Descriptive - Reference Item Identification
L	1B	Full Descriptive - Reference - Descriptive Item Identification
2	2	Reference Item Identification
4	4	Partial Descriptive Item Identification
M	4A	Partial Descriptive - Reference Item Identification
N	4B	Partial Descriptive - Reference - Descriptive Item Identification

See [DRN 4820](#) for format.

**Annex G8 - Table 11 - Reference or Partial Descriptive Method Reason Code (RPDMRC)**

A code identifying the reason a reference type, or partial descriptive item identification was submitted.

Code	Explanation
1	An Approved Item Name does not exist. Use this code when submitting a type 2, 4, 4A or 4B item identification with a Non-approved Item Name having Item Name Code 77777.
2	The Approved Item Name applied to this item exists for use exclusively with the partial descriptive method of item identification - Miscellaneous Items IIGs A238 and A239.
3	An Approved Item Name and IIG exist but the item involved is so unique in design that it cannot be fully described in accordance with the IIG.
4	An Approved Item Name and IIG may exist but technical data sufficient for preparation of a full descriptive method item identification could not be acquired after several follow-up actions during a 150 days suspense period. Includes such reasons as : industry refuses to provide the technical data based on policy, restricted or proprietary rights, non-existence of technical data, etc.
5	An Approved Item Name and IIG may exist but lack of technical data and/or the press of time force temporary use of the partial descriptive or reference method.
6	An Approved Item Name and IIG may exist but it has previously been established and documented that industry refuses to provide the technical data sufficient for preparation of a descriptive item identification based on policy, restricted or proprietary data rights, non-existence of technical data, etc.
9	A NCB generated code for items lacking but requiring a RPDMRC or for items losing the meaning of the previous code as the result of corrections of file inconsistencies.
BLANK	A NCB generated code to be used in case the item identification is transferred from type 2, 4, 4A or 4B to type 1, 1A or 1B.

See [DRN 4765](#) for format.

---

**Annex G9 - Table 12 - Reference Number Variation Code (RNVC)**

A code indicating whether a cited Reference Number is item identifying, or not or for information only.

Code	Explanation
1	A Design Control Reference or other Reference Number that does not identify an item of production without the use of additional information.
2	A Design Control Reference or other Reference Number that is an item-identifying number for an item of production.
3	A vendor's Reference Number on a source control item which is reparable through the removal, exchange, and reinstallation of component parts. The related Source Control Document Number will also reflect the code 3. This code is limited to a type 1B or 4B item identification.
8	A non-item-identifying reference number that is added to a replacement NSN as a result of a cancel-use action. Used to identify the original item of supply/replaced item. <b>Do not use for codification purposes.</b>
9	A specification, standard, or other Reference Number which has been superseded, cancelled, is obsolete, or discontinued and has RNCC 4, 5 or 7; the Reference Number is for information only and has RNCC 6; a drawing which is the Controlling Reference Number coded RNCC 2 or 3; or a drawing number reference coded RNCC D.

See Notes at next page.



**NOTES :**

1. Each Reference Number or portion of a Reference Number, shall be coded as follows:
  - a. The Reference Number for a manufacturer's source controlling reference or a specification controlling reference for a type 1, 2 or 4 item identification shall always contain RNVC 2.
  - b. For a type 1A, 1B, 4A or 4B item identification the Reference Number for a related non-definitive specification or standard Reference Number shall always contain RNVC 1.
  - c. For a type 1A or 4A item identification, the "Design Control Reference" shall always be item-identifying of the item of production and this Reference Number shall always contain RNVC 2. Additional Reference Numbers related to type 1A or 4A item identifications, other than the Reference Number may contain RNVC 1 or 2 depending on whether or not the Reference Number must be supplemented in order to identify the same item of production. An activity submitting such an additional Reference Number to a type 1A or 4A item identification which requires RNVC 1 shall be prepared to furnish data substantiating that the submitted Reference Number with stated modifications or changes, represents the same item of production as the Reference Number.
  - d. For a type 1B or 4B item identification, the "Design Control Reference" shall always be the type which requires supplementary data to identify the item of production and this Reference Number shall always contain RNVC 1.

Additional Reference Numbers related to a type 1B or 4B item identification, other than the Reference Number, may contain RNVC 1 or 2 depending on whether or not the Reference Number must be supplemented in order to identify the same item of production. An activity submitting an additional Reference Number for a type 1B or 4B item identification which does not require RNVC 1 shall be prepared to furnish data substantiating that the submitted Reference Number represents the same item of production represented by the "Design Control Reference" and the content of the differentiating characteristic(s).
  - e. For a type 2 item identification, the "Design Control Reference" for each item of production included in the type 2 concept, shall always be item-identifying of the item of production and shall always contain RNVC 2. Where an additional reference is known to represent the same item of production as the "Design Control References", the reference (always containing RNCC 5) may contain RNVC 1 or 2 depending on whether or not the number must be supplemented in order to identify the item of production. Where an additional reference is coded RNCC 4, the RNVC shall always be 1.
2. When a Definitive Specification or Standard Designator Reference (RNCC 2) constitutes the only available reference related to a proposed type 2 item identification, and this reference has the effect of fully identifying the item of supply, such a Reference Number may be submitted for assignment of an NSN. In such a case, the Reference Number shall contain RNVC 2.

See [DRN 4780](#) for format.

**Annex G10 - Table 13 - NATO Code for NCB (NCB CODE):**

See CodSP-3 - NCS Country Codes

See [DRN 4130](#) for format

### Annex G11 - Table 14 - Reference Number Status Code (RNSC)

A code specifying whether and under which conditions manufacturer **and** Reference Number are authorized for procurement.

Code	Explanation
A	<p>Manufacturer and Reference Number are authorized for procurement. Under this Reference Number items can be procured only from the manufacturer identified by the NCAGE Code.</p> <p><b>Note:</b> This code is only used for Reference Numbers originating from manufacturer's standards or catalogs or for copyrighted drawing numbers.</p>
B	<p>Manufacturer and/or Reference Number are not authorized for procurement.</p> <p><b>Note:</b> This code is only used for obsolete or informative Reference Numbers, as well as the Standard Reference.</p>
C	<p>The Reference Number originates from a descriptive technical document of the product, which may be used as a procurement document without restrictions.</p> <p>The NCAGE Code specified for this Reference Number identifies the originating organization or agency of the document but not the supply source of the item.</p> <p><b>Note:</b> This code is being allocated to Reference Numbers originating from generally available specifications/standards or to drawing numbers for which the Government has separate property rights or for which the author does not claim any property rights.</p>
D	<p>Procurement authority of the manufacturer and Reference Number have not yet been checked.</p> <p><b>Note:</b> This code is being allocated to Reference Numbers still requiring checks on procurement authority.</p>
E	<p>The Reference Number originates from a descriptive technical document of the product, which, owing to contractual agreements, may only be used with restrictions as a procurement document.</p> <p>The NCAGE Code specified for this Reference Number identifies a government agency as originator or holder of user rights of the technical document but not the supply source of the item.</p> <p><b>Note:</b> This code is being allocated to Reference Numbers related to a technical document for which the procuring agency has the user rights owing to contractual arrangements.</p> <p>These user rights authorize the procuring agency to use the technical document for procurement purposes within the framework of the user rights contract.</p>

Code	Explanation
F	<p>The Reference Number denotes a technical document for a product which is subject to qualification.</p> <p>Any such product can only be procured from qualified manufacturers.</p> <p><b>Note:</b> This code is being related to Reference Numbers of items requiring safety or quality criteria, determined subject to special authorization.</p> <p>The latter also applies to related supply sources.</p>
G	<p>Manufacturer and Reference Number are not authorized for procurement.</p> <p><b>Note:</b> This code is being allocated to Reference Numbers of manufacturers which use other organizations to market/distribute their products.</p>
H	<p>The Reference Number originates from a technical document describing the product ; this document may, owing to special conditions, only be used as a procurement document for one manufacturer. The NCAGE Code given with the Reference Number identifies an agency as publisher or as a user of the technical documentation, not, however, the source of the item.</p> <p><b>Note:</b> This code identifies Reference Numbers of specifications/technical data packages consisting mainly of copyrighted technical data, e.g. drawings, and therefore authorized for procurement from one manufacturer only.</p>

See [DRN 2923](#) for format.

**Annex G12 - Table 15 - NATO Commercial and Government Entity Code  
(NCAGE CODE):**

See CodSP-3 - NCS Country Codes

## Annex G13 - Table 18 – 3 Letter Country Code

See [CodSP-3](#) - NCS Country Codes (CTR, MOE, NCB, NCAGE)

**NOTES:**

1. 3 letter Country Code (CTR) codes are also used as:

- NATO REFERENCE NUMBER ACTION ACTIVITY CODES ([DRN 8750](#)) ;
- DESTINATION CODE (DRN 8710)
- SOURCE CODE (DRN 8709)
- COUNTRY CODE (DRN 3408)

2. As for Luxembourg (LUX), all the requests shall be submitted to Destination Belgium (BEL).

3. Refer to:

- **CodSP-3** for a complete list of 3 letter Country Code and MOE Code assignments, including those reserved for other non-NATO countries.

MOE Code (DRN 2833) is a two character alpha code, the first character of which is Z, Y, W or V used only in Management data.

See [DRN 8750](#), [8710](#), [8709](#), [2833](#) and [4140](#) for format.

## Annex G14 - Table 20 - Item Standardization Code (ISC)

The Item Standardization Code reflects the result of a standardization decision taken for an individual item and provides for the categorization of items as authorized for procurement or not authorized for procurement.

Due to the fact that the majority of NATO countries do not output Standardization Data for the time being, no decision was taken related to the uniformity of the codes.

The Item Standardization Codes presently used by some countries are enumerated hereafter.

Code	Meaning	Explanation
0	Special Item	Items under the specification control of the Defense Treat Reduction Agency (DTRA) or National Security Agency (NSA)
1	Standard item authorized for procurement	Item designated as preferred item and accepted as replacement for one or more non standard item (Code 3)
2	Standard item authorized for procurement	Item designated as preferred item but which does not replace any other item
3	Non standard item no longer authorized for procurement	Item designated to be replaced by a standard item (code 1)
5	Item authorized for procurement	No standardization decision available. Item has not yet been subject to item standardization
6	Unique item authorized for procurement	Item that due to its singular occurrence ("one-of-a-kind") or other reasons is not subject to standardization from item reduction studies
7	Uncertified standard item authorized for procurement	Item provisionally designated as standard item (Code 1), however a final decision pending, e.g. due to lack of technical data
8	Former standard item no longer authorized for procurement	Previous standard item (Code 1 or 2) which has been replaced by another standard item (Code 1). Item as contained or required in a new or revised superseding specification or standard
B	New item authorized for procurement	A new item authorized for procurement, contained in a new or revised superseding specification or standard, that replaces prior items. This item will be assigned a Permanent System Control Number (PSCN) or, if a requirement exists, a National Stock Number (NSN).

Code	Meaning	Explanation
C	Item authorized for procurement	An item authorized for procurement that has been included in an item reduction study but an intelligent decision could not be made due to lack of sufficient technical data.
E	Item no longer authorized for procurement	An item no longer authorized for procurement which has been replaced by an item contained in a new or revised superseding specification or standard. The replacement item will be either a PSCN or, if a requirement exists an NSN.

See [DRN 2650](#) for format.



**Annex G15 - Table 24 - NCAGE Status Designator Code (NCAGESD CODE)**

A code which designates a specific status condition related to a manufacturer.

Code	Definitions
A	ACTIVE RECORD: The entity is currently active.
C	ACTIVE SPECIALIZED USE RECORD: Do not use for codification purposes. Use the NCAGE Code as indicated. Used by the procurement officials in cases where the design control entity is different from the manufacturer.  <b>Note:</b> For UK and US use only
E	ACTIVE RECORD BUT DEBARRED IN USA: The entity shown is debarred, suspended or proposed for debarment in the U.S.  <b>Note:</b> After the entity's eligibility has been reinstated, the status code will be changed to Y to indicate that the entity is active. Debarred NCAGES may be considered active records for all countries except the U.S. and the U.S. will assign NSNs to debarred NCAGES at the request of other countries.
H	OBSOLETE / Invalid - Entity has been discontinued, cancelled without replacement and/or CAGE/NCAGE no longer required.
M	ACTIVE SPECIALIZED USE RECORD: NCAGE Code is referenced to a special numbering system, developed by the Government, used in conjunction with the identification of codification data in the NCS. This code is used only by Canada, Denmark and the United States.  <b>Note:</b> For US use only
R	REPLACED OR CONVERTED RECORD, WITH REPLACEMENT: Entity discontinued and replaced by one or more successor firm(s) or the NCAGE has been converted from a generic code with an "S" prefix to a national NCAGE assigned by the nation where the entity is located. Refer to replacement NCAGE Code(s).
T	ACTIVE SPECIALIZED USE RECORD: Entity is a Joint Venture Company.  <b>Note:</b> For SPAIN use only
U (Type O.E. Code "F" only)	ACTIVE SPECIALIZED USE RECORD: Code is assigned to an entity that represents other companies for various reasons. The company being represented will usually have their own specific NCAGE Code assigned. (Do not use for cataloguing purposes).  <b>Note:</b> For US use only
W (Type O.E. Code "F" only)	ACTIVE SPECIALIZED USE RECORD: NCAGE Code assigned to an individual employed by a company where that individual performs contracted work in his own name separate from the company location. Address on this record may be different than the address of the company itself. (Do not use for cataloguing purposes).  <b>Note:</b> For US use only

Code	Definitions
Y	ACTIVE SPECIALIZED USE RECORD: NCAGE Code assigned to an entity still actively engaged in business operations; however, the entity no longer wishes to be considered for contracting or sells its products only through distributors. (Do not use for procurement purposes).

See [DRN 2694](#) for format.

---

**Annex G16 - Table 25 - US Foreign/Domestic Designator Code (US F/DDC)**

A code strictly designed for U.S. and Canadian use, recorded on a NCAGE with structure #\*\*\*# only, to reflect the geographical location of the entity.

Code	Explanation
1	U.S. NCAGE (#***#) with location of the entity <b>within the USA</b> (includes Alaska, Hawaii, and U.S. possessions)
2	U.S. NCAGE (#***#) with location of the entity <b>outside the USA</b>
3	Canadian NCAGE (#***#)

See [DRN 4235](#) for format.

---

**Annex G17 - Table 28 - Using Service Code (USI SERV CODE)**

A code used to differentiate between Service, Integrated Material Manager, Lead Service and Civil Agency Catalog Management Data.

Code	Explanation
A	Army
B	Federal Aviation Administration
C	Coast Guard
D	Lead Service (Military Service Activity) - 06 (Consumable)
F	Air Force
G	General Services Administration (Civil Agencies)
I	Integrated Materiel Manager
L	Lead Service
M	Marine Corps
N	Navy
V	Veterans Administration (Civil Agencies)
W	National Weather Service
X	Abbreviated Segment H

See [DRN 0745](#) for format.

### Annex G18 - Table 29 - Shelf-Life Code

A one-position code assigned to an NSN of a shelf-life item to identify the number of months of original shelf-life and whether the original shelf-life is non-extendible (**Type I**) or extendible (**Type II**). Shelf-life is the total period of time beginning with the manufacturing date, cured date (elastomeric and rubber products only), assembled date, packed date (subsistence only), or packaging date (SAE AS5502 items only) and terminated by the date which an item must be used (expiration date) or subject to inspection or test (inspect/test date), restoration, or disposal action. Item types and codes for each type are as follows:

- **Type I** shelf-life item:  
An individual item of supply with, a definite non-extendible period of shelf life.
- **Type II** shelf-life item:  
An individual item of supply having an assigned shelf life period that may be extended after completion of visual inspection, certified laboratory test, restorative action, or combination of these measures.

			<i>Material will have 85 percent shelf-life remaining upon receipt from contractor to first government activity</i>	
Shelf-life Period	Type I	Type II	Activity Months	Quarters
Non Shelf-life Item No Shelf-life Applies	0 (zero)	0 (zero)	N/A	N/A
01 Month	A	N/A	25 days	N/A
02 Months	B	N/A	50 days	N/A
03 Months	C	1	75 days	N/A
04 Months	D	N/A	3	1
05 Months	E	N/A	4	1
06 Months	F	2	5	2
09 Months	G	3	8	3
12 Months (1.00-Year)	H	4	10	3
15 Months (1.25-Years)	J	N/A	13	4
18 Months (1.50-Years)	K	5	15	5
21 Months (1.75-Years)	L	N/A	18	6
24 Months (2.00-Years)	M	6	21	7
27 Months (2.25-Years)	N	N/A	23	8
30 Months (2.50-Years)	P	N/A	26	9
36 Months (3.00-Years)	Q	7	31	10
48 Months (4.00-Years)	R	8	41	14
60 Months (5.00-Years)	S	9	51	17
72 Months (6.00-Years)	I	N/A	61	20

			<i>Materiel will have 85 percent shelf-life remaining upon receipt from contractor to first government activity</i>	
<b>Shelf-life Period</b>	<b>Type I</b>	<b>Type II</b>	<b>Activity Months</b>	<b>Quarters</b>
84 Months (7.00-Years)	T	N/A	71	24
96 Months (8.00-Years)	U	N/A	82	27
120 Months (10-Years)	W	N/A	102	34
180 Months (15-Years)	Y	N/A	153	51
240 Months (20-Years)	Z	N/A	204	68
Non-standard shelf-life period as assigned by the ICP.	V	X	85 percent of number of months	85 percent of number of quarters

See [DRN 2943](#) for format.

## Annex G19 - Table 30 - Phrase Codes (PHRASE)

### Definition

A single alphanumeric code assigned to a phrase used in the management data list to denote changes and/or relationships between NSNs and Reference Data, e.g. Technical Document Number, Quantitative Expression, etc.

### Usage

Common, except as indicated under columns code and explanation below.

Code	Phrase	Explanation	Users actions
A	Consolidated with (NSN)	<p>Indicates that the item represented by the NSN in the Input/Output Header is to be consolidated with the item represented by the NSN in Segment H. The items of supply are identical or completely interchangeable and will be issued under the NSN in Segment H.</p> <p><b>Note</b> : the NIIN must always change. The NSC may or may not change.</p> <p><b>Note for USA</b> : This phrase is responsive to action either by DLA Logistics Information Service, in accordance with the Volume 4, Chapter 4.10 of the <a href="#">FLIS Procedures Manual</a>, or by an inventory manager reflecting a stock number preference for the NSN in Segment H.</p>	Stocks are immediately consolidated under the NSN quoted as related NSN.
B (NATO except USA)	Interchangeable with and managed under (NSN)	<p>Indicates that the item represented by the NSN in the Input/Output Header and the item represented by the NSN in Segment H are completely interchangeable.</p> <p>However, the NSN in Segment H is preferred for management.</p> <p>(NATO use except USA).</p>	Use stocks under this NSN until exhausted and use there after the NSN quoted as related NSN.
C	Cancelled Replaced by (NSNs)	<p>Indicates that the NSN in the Input/Output Header was assigned to more than one item of supply in error. All holders of stocks must physically re-identify stocks on hand to the appropriate NSNs reflected in the Segment H as replacement item(s). Special instructions to stock holder may be furnished by a Service-generated or Agency-generated Phrase Code R.</p>	<p>Physical review of stocks on hand in order to segregate the items for stockage on the correct NSNs quoted as Related NSNs.</p> <p>Dispose of stocks no longer valid for usage after segregation in accordance with eventual instructions given.</p>

Code	Phrase	Explanation	Users actions
D	Change to (NSC)	Indicates that the NSC for the item in the Input/Output Header has to be changed to the NSC for the item in Segment H.	Change the class for this NSN to the class quoted in the related NSN and re-label stocks accordingly. Make consolidation, if stocks of both former and new NSNs are held.
E	Replaced by (NSN)	Indicates the item represented by the NSN in the Input/Output Header has been replaced by the interchangeable preferred item represented by NSN in the Segment H (stocks will be used until exhausted). <b>Must</b> be used in combination with Phrase Code G addressed to NSN in the Segment H.	Use stocks under this NSN until exhausted and use thereafter the NSN quoted as related NSN.
F	When exhausted use (NSN)	Indicates that the item represented by the NSN in the Input/Output Header is replaced by the preferred item represented by the NSN in Segment H. This code indicates one-way substitution.  <b>Note for USA</b> : must be used in combination with Phrase Code 7 where PICA LOA is 01, 02, 06, 22 or 23.	Use stocks under this NSN until exhausted and use thereafter the NSN quoted as related NSN.
G	Use (NSN) until exhausted	Indicates that the item represented by the NSN in the Input/Output Header is the replacement for and is interchangeable with the item in Segment H.  The replacement item will not be issued until the supply of the replaced item is exhausted.  <b>Must</b> be used in combination with Phrase Code E.	Use eventual stocks of the NSN quoted as related NSN before using the stocks under this NSN.  Requisition on the related NSN.
H	Suitable substitute (NSN)	Indicates that the item represented by the NSN in Segment H is an authorized substitute for the item represented by the NSN in the Input/Output Header.	Record the relationship and review the related NSN for usage in case of shortage of the item under this NSN.  Requisition on relevant NSN in accordance with consumption.



Code	Phrase	Explanation	Users actions
I (NATO except USA)	Limited interchangeability with (NSN)	Indicates that the item represented by the NSN in the Input/Output Header and the item represented by the NSN in Segment H are interchangeable within limitations, for example, colour difference.  (NATO use except USA).	Record the relationship and review the related NSN for usage in case of shortage of the item under this NSN.  Requisition on relevant NSN in accordance with consumption.
J	Interchangeable with (NSN)	Indicates that the item represented by the NSN in the Input/Output Header and the item represented by the NSN in Segment H are completely interchangeable. Preferred item relationship is not implied, and stocks under the NSNs will not be consolidated.	Record the relationship and review the related NSN technically for usage in case of shortage of the item under this NSN.  Requisition on relevant NSN in accordance with consumption.
K	U/I contains (quantity and unit of measure [U/M])	Indicates that the item represented by the NSN in the Input/Output Header is assigned a nondefinitive Unit of Issue. Data reflected in Segment H specifies the content of the nondefinitive unit of issue.	Verify that the management of stocks is performed on the correct Unit of Issue, quantity and Unit of Measure. Verify consumption data in case of changes in order to enable correct requisitioning.
L	Superseded by (NSN)	Indicates that the item represented by the NSN in the Input/Output Header is to be discontinued and replaced by the item represented by the NSN in Segment H.  Dispose of materiel on hand or subsequently received.  <b>Note for USA :</b> AAC N, V or Y must be submitted/recorded with this Phrase Code.	Stop usage of this NSN.  Dispose of materiel in stock in accordance with disposition instructions received. Requisition replacement on NSN indicated as related NSN, if necessary.

Code	Phrase	Explanation	Users actions
M	Breakdown into (NSNs)	<p>Indicates that the item represented by the NSN in the Input/Output Header is no longer stocked as an assembly. This phrase will be applied to an item when it is desired to break down assemblies into sub-assemblies and attaching parts, groups of items into single items, or any two or more items that should not be binned together under one stock number.</p> <p>Support will be provided by the NSNs represented in Segment H. Multiple entries will be required for NSNs and may be required for document entries. See DoD 4100.39-M, Volume 6, Paragraph 6.2.1.k(3) (a&amp;b) before using.</p>	Record the information on this NSN. Break down the materiel held in stock in accordance with instructions, if needed, and store individually under NSNs given as related NSNs. Requisition individual items in assembly/kit in future.
N	Disposal	<p>Indicates that the item represented by the NSN in the Input/Output Header is no longer a required item of supply. Dispose of stock in accordance with current instructions.</p> <p><b>Note for USA :</b> AAC N, V or Y must be submitted/recorded with this Phrase Code.</p>	Dispose of stocks in accordance with current instructions. If item is still needed requisition with justification.
O (Alpha-betic)	Replaced by, subject to modification of (NSN)	<p>Indicates that the item represented by the NSN in the Input/Output Header can be replaced by the NSN in Segment H subject to specific modification/amendment of the replacement item.</p> <p>(NATO use except USA)</p>	Record the information and use it in case of shortage of this NSN. Remember, that modification of related NSN is required prior to usage. Requisition on this NSN in accordance with consumption.
P	Use Assembly Assortment or Kit (NSN)	<p>Indicates that the item represented by the NSN in the Input/Output Header is not, or will no longer be, stocked as an individual item of supply. Requisition the next higher assembly assortment, or kit represented by the NSN in Segment H. See DoD 4100.39-M, Volume 6, Paragraph 6.2.1.k(3) (a&amp;b) before using.</p>	Use this NSN until exhausted and use thereafter the NSN quoted as related NSN.

Code	Phrase	Explanation	Users actions
Q	Fabricate or Assemble	Indicates that the item represented by the NSN in the Input/Output Header is not, or will no longer be, centrally stocked. Fabricate or assemble from components listed in the technical document reflected in Segment H or represented by the NSNs in Segment H.	Use this NSN until exhausted, then fabricate/assemble from components listed in the technical documentation quote as documentation. Can only be reordered, if local manufacture is impossible. Special justification must be given.
R	Refer to (Technical Document)	Indicates that the item represented by the NSN in the Input/Output Header required special handling as specified in the technical document listed in Segment H.	Record the information for usage when handling the item under this NSN.
S	Stocks as (NSNs)	Indicates that the item represented by the NSN in the Input/Output Header is applicable to the item catalogued for authorization and procurement purpose. When manufacturer's name and identification become known for each new procurement source, the additional NSN(s) is reflected in Segment H.	This NSN is used for temporary recording for management purposes only. Record final information on NSN/NSNs quoted as related NSN/NSNs.
T	Condemned	Indicates that the item represented by the NSN in the Input/Output Header has been condemned and its use is prohibited. Disposal will be in accordance with Service/Agency directives.  The replacement NSN, if applicable, is represented by the NSN in Segment H.  <b>Note for USA</b> : AAC T must be submitted/recorded with this Phrase code. See DoD 4100.39-M, Volume 6, Paragraph 6.2.1.k(3) (a&b) before using.	Stop usage of this NSN immediately. Dispose of materiel on hand in accordance with established directives. Requisition replacement on NSN indicated as related NSN, if necessary.
U	Associated with (Master NSN, I&S Family)	Indicates that the item represented by the NSN in the Input/Output Header is in an I&S family, that is managed by a Primary Inventory Control Activity (in USA with LOA 06, 22 or 23), which has no user/retail interest in the item but management interest only (the master NSN appears in Segment H).	Use stocks under this NSN until exhausted and use thereafter the NSN/NSNs quoted in the I&S family, in which the NSN indicated as related NSN is the master.

Code	Phrase	Explanation	Users actions
U (NATO except USA)	Conditionally replaced by NSNs	Indicates that the item represented by the NSN in the Input/Output Header can be replaced by the items represented by the NSNs in Segment H subject to packaging constraints of the supplier (applies mainly to French Navy items).  (NATO use except USA).	Record the relationship and use it in case of shortage of the described NSN. Remember, that the relationship is conditional and therefore needs to be carefully evaluated prior to any usage.
V	Discontinued without Replacement	Indicates that the item represented by the NSN in the Input/Output Header is to be discontinued without replacement. Stocks on hand will be issued and used until exhausted.  <b>Note for USA</b> : AAC N, V or Y must be submitted/recorded with this Phrase Code.	Use of the item continues. Review the future requirements and order the item until final information of non-availability is received.
W (NATO except USA)	Replacement except for aeronautical use	Indicates that the item represented by the NSN in the Input/Output Header may be replaced by the item represented by the NSN in Segment H, except for aeronautical use (NATO use except USA).	Record the relationship and use it in case of shortage of the described NSN. Remember, that the relationship is not valid for aeronautical use.
X	Formerly (NSC)	Indicates that a NSC number change has occurred to the NIIN and the former NSC reflected in the related data field of the Segment H record.	Verify that all stocks on the NSN given as related NSN have been transferred to this NSN
Y	Equivalent to (NSN)	Indicates that the item represented by the NSN in the Input/Output Header has physical and performance characteristics identical to the item represented by the NSN in Segment H. The items of supply differ only in the unit quantity and/or Unit of Issue. Multiple records may be required.	Record the relationship and use it in case of shortage of the described NSN. Remember that the items of supply differ in unit quantity and/or Unit of Issue.
Z	Discontinued use (NSN)	Indicates that the item represented by the NSN in the Input/Output Header is to be discontinued and replaced by the NSN in Segment H. Stock will be issued until exhausted.  <b>Note for USA</b> : AAC N, V or Y must be submitted/recorded with this Phrase Code.	Use stocks under the described NSN until exhausted and use thereafter the NSN quoted as related NSN.

Code	Phrase	Explanation	Users actions
0 (numeric)  (US Marine Corps only)	Reversal of Phrase Code Z	USA explanation : Marine Corps use only.  Explanation for NATO except USA as no explanation is contained in the FLIS Procedure Manual : indicates that the item represented by the NSN in the Input/Output Header is the replacement for the discontinued item quoted in Segment H.	Verify that the item under the NSN quoted as related NSN is used prior to use of the described NSN.
1 (NATO except USA)	Changed to (NSN) after NAMWO	Indicates that the NSN for the item in the described NSN column is changed to the NSN in the Related NSN column after the application of the NSPA Modification Works Order -NAMWO- represented in the reference document column of the Weapon System Interchangeable and Substitute List, or similar.  <b>Notes :</b>  (1) This phrase applies, in principle, to assemblies only.  (2) This phrase is used by the NATO HAWK Weapon System outside US usage only. (NATO use except USA).	Verify if there is a need for the described NSN after application of the NAMWO given in the Weapon System Interchangeable and Substitute List or similar as this changes the item to the NSN given as Related NSN.
2 (US Army Only)	When exhausted use NSN with Phrase Code 4.	USA explanation : Army use only.  Explanation for NATO except USA as no detailed explanation is contained in the FLIS Procedures Manual : Indicates that the Item represented by the NSN in the input/output header has been replaced by the preferred item represented by the NSN in Segment H. This code indicates one-way substitution.  <b>Note :</b> Must be used in combination with Phrase Code 4.	Use stocks under this NSN until exhausted and use thereafter the NSN quoted as related NSN.
2 (US Marine Corps only)	Reversal of Phrase Code H	USA explanation : Marine Corps use only.  Explanation for NATO except USA as no explanation is contained in the FLIS Procedure Manual : indicates that the item represented by the NSN in the Input/Output Header a suitable substitute for the item quoted in Segment H.  <b>Note :</b> Preferred relationship has not been established.	Record the relationship for eventual usage in case of shortage of the NSN given as Related NSN.

Code	Phrase	Explanation	Users actions
2 (NATO except USA)	Limited Usage	<p>Indicates that the related NSN/PN (when used exceptionally as stock number) has been replaced by the described NSN/PN for improvement purposes.</p> <p>The related NSN/PN shall not be used in lieu of the described NSN/PN.</p> <p><b>Notes :</b></p> <p>(1) This phrase applies to component part only.</p> <p>(2) This phrase is used by the NATO HAWK Weapon System outside US usage only. (NATO use except USA)</p>	Review, if stocks of Related NSN are available and can be used. Otherwise requisition replacement on the described NSN.
3	Reversal of Phrase Code S	<p>Indicates that the item represented by the NSN in the Input/Output Header is the (physical) item of production in an I&amp;S generic relationship (the generic master NSN appears in Segment H).</p> <p>Must be used in combination with Phrase Code S.</p>	Review, if stocks are held on the Related NSN, in which case they should be transferred to the described NSN or to other NSNs in accordance with Phrase Code S information against the NSN quoted as Related NSN.
3 (NATO except USA)	Changed from after NAMWO (Reversal of Phrase Code 1)	<p>Indicates that the NSN for the item in the described NSN column has been established after application of the NSPA Modification Work Order -NAMWO- represented in the Reference Document Column of the Weapon System Interchangeable and Substitute List or similar to the item represented by the NSN in the Related NSN column.</p> <p><b>Notes :</b></p> <p>(1) This phrase applies, in principle, to assemblies only.</p> <p>(2) This phrase is used by the NATO HAWK Weapon System outside US usage only. (NATO use except USA)</p>	Review, if stocks under the related NSN need to be modified with subsequent storage under the described NSN.

Code	Phrase	Explanation	Users actions
4 (US Army only)	Reversal of Phrase Code 2	<p>USA explanation : Army use only.</p> <p>Explanation for NATO except USA as no detailed explanation is contained in the FLIS Procedures Manual : Indicates that the item represented by the NSN in the input/output header is the preferred replacement for the item in segment H.</p> <p>The replacement item will be issued when the supply of the replaced item is exhausted.</p> <p><b>Note</b> : Must be used in combination with Phrase Code 2.</p>	Use stocks on NSN quoted as related NSN before using stocks-under the described NSN.
4 (US Marine Corps only)	Reversal of Phrase Code A	<p>USA explanation : Marine Corps use only.</p> <p>Explanation for NATO except USA as no explanation is contained in the FLIS Procedures Manual : indicates that the NSN in the Input/Output Header represents the current NSN for an item, which has been consolidated with the NSN given in Segment H.</p> <p><b>Note</b> : The items are identical or are completely interchangeable, and must be managed under one NSN.</p>	Verify that stocks on the related NSN have been consolidated with the described NSN.
4 (NATO except USA)	GFE (Government Furnished Equipment)	<p>Indicates that the item represented by the NSN in the described NSN column is a Government Furnished Equipment -GFE-.</p> <p>The supply of this item is a national responsibility.</p> <p><b>Note</b> : This phrase is used by the NATO HAWK Weapon System outside US usage.</p> <p>(NATO use except USA).</p>	Record the information in order to ensure that item is always issued from national stocks. Requisition externally only in case of un-availability and give exception data.
5 (US Marine Corps only)	Reversal of Phrase Code L	<p>USA explanation : Marine Corps use only.</p> <p>Explanation for NATO except USA as no explanation is contained in the FLIS Procedures Manual : indicates that the item under the NSN in the Input/Output Header represents a valid substitute for the discontinued NSN given in Segment H.</p>	Verify that stocks of the NSN quoted as related NSN have been disposed of in accordance with Phrase Code L.

Code	Phrase	Explanation	Users actions
5 (US Air Force only)	Matched components, do not stock separately	USA explanation : Marine Corps use only. Explanation for NATO except USA as no explanation is contained in the FLIS Procedures Manual : indicates that the NSN in the Input/Output Header covers matched components, which may not be separated for usage/stockage.	Record this Phrase Code and verify stocks to ensure that stocks are not separated as the items are matched.
5 (US Army only)	When exhausted use NSN with Phrase Code 6	USA explanation : Army use only. Explanation for NATO except USA as no detailed explanation is contained in the FLIS Procedures Manual : Indicates that the item represented by the NSN in the input/output header has been replaced by the preferred item represented by the NSN in segment H. This code indicates one-way substitution. <b>Note</b> : Must be used in combination with Phrase Code 6.	Use stocks under this NSN until exhausted and use thereafter the NSN quoted as related NSN.
5 (NATO except USA)	Use for	Indicates that the NSN in the Input/Output Header is not stocked as a spare part and that the related item given in Segment H is to be used and requisitioned in lieu of that item. <b>Notes</b> : (1) This phrase applies to component parts only. (2) This phrase is used by the NATO HAWK Weapon System outside US usage only.  (NATO use except USA)	Record the relationship for use in case of requisitions for this NSN. Issue the NSN quoted as related NSN as replacement for the described NSN.
5 (Spanish Navy only)	Spanish Navy specific data	<ul style="list-style-type: none"> <li>• Invoicing unit</li> <li>• Estimated Quantity of invoicing unit per unit of issue</li> <li>• INE Subclass</li> <li>• Applicable VAT</li> <li>• Applicable IGIC</li> </ul>	
6 (US Marine Corps only)	Reversal of Phrase Code T	USA explanation : Marine Corps use only. Explanation for NATO except USA as no explanation is contained in the FLIS Procedure Manual : indicates that the NSN in the Input/Output Header is the replacement for a condemned item identified under the NSN in Segment H.	Verify that stocks of the NSN quoted as related NSN have been disposed of in accordance with Phrase Code T.



Code	Phrase	Explanation	Users actions
6 (US Air Force only)	For initial installation or initial issue only	USA explanation : Air Force use only. Explanation for NATO except USA as no explanation is contained in the FLIS Procedures Manual : indicates that the item represented by the NSN in the Input/Output Header is for initial installation/issue only.	Record the information as only initial issue should be made.
6 (US Army only)	Reversal of Phrase Code 5	USA explanation : Army use only. Explanation for NATO except USA as no detailed explanation is contained in the FLIS Procedures Manual : Indicates that the item represented by the NSN in the input/output header is the preferred replacement for the item in segment H. The replacement item will be issued when the supply of the replaced item is exhausted. <b>Note</b> : Must be used in combination with Phrase Code 5.	Use stocks on NSN quoted as related NSN before using stocks under the described NSN.
6 NATO except USA	Deleted after NAMWO	Indicates that after application of the NSPA Modification Work Order -NAMWO- represented in the Reference Document/Remarks column of the Weapon System Interchangeability and Substitutability List or similar the item represented by the NSN in the Input/Output Header is no longer used in the system. <b>Note</b> : This phrase is presently used by the NATO HAWK Weapon System outside US usage only. (NATO use except USA).	Verify, if the item is still required after execution of the modification contained in the NAMWO quoted in the Weapon System Interchangeability and Substitutability List or similar.
6 (Spanish Navy only)	Vendor data	Indicates the vendors [ legal person (company) or natural person, that is the source of supply of an item, and where to address orders thereof ] associated to the item represented by the Input/Output Header, and the acquisition and distribution price associated therewith.	

Code	Phrase	Explanation	Users actions
7	Use (NSN) until exhausted	Indicates that the item represented by the NSN in the Input/Output Header is the preferred replacement item Master NSN in the I&S family and is substitutable for the item(s) in Segment H. Use the item represented by the NSN in Segment H if technically acceptable for your specific application. The replacement item, master NSN in the I&S family, will be issued when the supply of the replaced item(s) is exhausted. Must be used in combination with Phrase Code F.	Use stocks on NSN quoted as related NSN before using stocks under the described NSN.
8 (US Marine Corps only)	Reversal of Phrase Code Q	USA explanation : Marine Corps use only. Explanation for NATO except USA as no explanation is contained in the FLIS Procedures Manual : indicates that the item represented by the NSN in the Input/Output Header is used to fabricate or assemble the item/items represented by the NSN/NSNs in Segment H or as listed in a technical document.	Verify that the NSN/NSNs quoted as related NSN/NSNs is/are marked as being fabricated or assembled from the described NSN
8 (NATO except USA)	Specific data	Indicates that for the item represented by the NSN in the segment H additional data are shown in columns 43-58 of the third record.  (NATO use except USA)	
9 (US Marine Corps only)	Reversal of Phrase Code P	USA explanation : Marine Corps use only. Explanation for NATO except USA as no explanation is contained in the FLIS Procedures Manual : indicates that the NSN in the Input/Output Header represents a next higher assembly, assortment, or kit, which has replaced items identified by the NSN/NSNs quoted in Segment H.	Verify that the NSN/NSNs quoted as related NSN/NSNs is/are marked that it/they will be replaced by the next higher assembly, assortment or kit identified by the described NSN
9 (US Air Force only)	When exhausted, use NSN and NSN	USA explanation : Air Force use only. Explanation for NATO except USA as no explanation is contained in the FLIS Procedures Manual : indicates that the item represented by the NSN in the Input/Output Header is replaced by the 2 NSNs given in Segment H.	Use the described NSN until exhausted and use thereafter the two NSNs quoted as related NSNs.
& (Spanish Navy only)	Repair with (NSN)	Indicates that the item represented by the NSN in the Input/Output Header is used to repair the item represented by the NSN in Segment H	Use this NSN to repair the item

Code	Phrase	Explanation	Users actions
. (Point)  (NATO except USA)	Interchangeable with preference	<p>The described NSN and the Related NSN are completely interchangeable. The described NSN, however, is the preferred NSN.</p> <p>(This is a Phrase Code J relationship with indication of preferred item. The only user, the NATO HAWK Programme, will later replace this Phrase Code with Phrase Code B).</p> <p>(NATO use except USA).</p>	Use stocks under the related NSN until exhausted and use thereafter the NSN quoted as the described NSN.
Blank  (USA only)	Dod I&S family master NSN	<p>Indicates the item represented by the NSN in the Input/Output Header is a master NSN in a DoD I&amp;S family.</p> <p>This blank Phrase Code must be accompanied by one of the following conditions :</p> <ol style="list-style-type: none"> <li>a. Be the first occurrence in an I&amp;S family and reflect a blank related NSN field, having a valid I&amp;S master order of use, and have at least one additional occurrence of phrase data with either Phrase Code G, S or 7, or</li> <li>b. Have a loaded related NSN field in combination with an OOU of ZZZ. (USA use only).</li> </ol>	Record the information in order to have full I&S information available at any time. Use stocks in accordance with the order of use established in the family.

See [DRN 2862](#) for format

**Annex G20 - Table 31 - Unit of Issue Code (UIC)**

A code indicating the physical measurement, the count or when neither is applicable, the container or shape of an item for purposes of requisitioning by, and issue to, the end-user, and is that element of Management Data to which the Unit Price is ascribed.

Code	Term	Definition
<b>- A -</b>		
AA	Two hundred and fifty	Two hundred and fifty (250) of an item.
AM	* Ampoule	A small glass or plastic tube sealed by fusion after filling.
AT	Assortment	A collection of a variety of items that fall into a category or class packaged as a small unit constituting a single item of supply. Use only when the term "Assortment" is a part of the item name.
		Use only when the term "assortment" is a part of the item name.
AX	Twenty	Twenty (20) of an item.
AY	Assembly	A collection of parts assembled to form a complete unit, constituting a single item of supply, e.g., hose assembly. Use only when the term "assembly" is a part of the item name.
<b>- B -</b>		
BA	* Ball	A spherical-shaped mass of material such as twine or thread.
BB	* Bobbin	A cylinder shaped reel or spool containing thread, yarn, wire.
BC	* Block	A piece of material such as wood, stone or metal usually with one or more plane faces.
BD	* Bundle	A quantity of the same item tied together without compression.
BE	* Bale	A shaped nit of compressible materials bound with cord or metal ties and usually wrapped, e.g., paper and cloth rags.
BF	Board Foot	A unit of measure for lumber equal to the volume of a board 12" x 12" x 1".
BG	* Bag	A flexible container of various sizes and shapes which is fabricated from such materials as paper, plastic or textiles. Includes "sack" and "pouch".
BK	* Book	A booklike package, such as labels or tickets, fastened together along one edge, usually between protective covers.
BL	* Barrel	A cylindrical container, metal or wood, with sides that bulge outward and flat ends or heads of equal diameter. Includes "Keg".
BO	* Bolt	A flat fold of fabric having a stiff paper-board core.

Code	Term	Definition
BR	* Bar	A solid piece or block of various materials, with its length greater than its other dimensions, e.g., solder. Not applicable to items such as soap, beeswax, buffing compound.
BT	* Bottle	A glass, plastic, or earthenware container of various sizes, shapes, and finishes such as jugs but excluding jars, ampoules, vials, and carboys, with a closure for retention of contents.
BX	* Box	A rigid, three dimensional container of various sizes and materials. Includes "case", "carton", "tray", and "crate".
<b>- C -</b>		
CA	* Cartridge	Usually a tubular receptacle containing loose or pliable material and designed to permit ready insertion into an apparatus for dispensing the material. Usually associated with adhesives and sealing compounds.
CB	* Carboy	A heavy duty, bottle-type container used for transportation and storage of liquids. Usually designed to be encased in a rigid protective outer container for shipment.
CC	Cubic Centimetre	One millionth (1/1,000,000) of a cubic metre in the metric system.
CD	Cubic Yard	A unit of cubic measure.
CE	* Cone	A cone-shaped mass of material wound on itself such as twine or thread, wound on a conical core.
CF	Cubic Foot	A unit of cubic measure.
CG	Centigram	One hundredth (1/100) of a gram in the metric system.
CI	Cubic Inch	A unit of cubic measure.
CK	* Cake	A block of compacted or congealed matter. Applicable to such items as soap, buffing compound.
CL	* Coil	An arrangement of material such as wire, rope, and tubing wound in a circular shape.
CM	Centimetre	One hundredth (1/100) of a metre in the metric system.
CN	* Can	A rigid receptacle made of fibre, metal, plastic, or a combination thereof. Cans may be cylindrical or any number of irregular shapes. Restricted to items which cannot be issued in less than container quantity. Includes "pail" and "canister". Do not use when the packaged quantity equates to a unit of measure, i.e., pint, quart, gallon, ounce, or pound.
CO	* Container	A general term for use only when an item is permitted to be packaged for issue in optional containers, e.g., bottle or tube for a single NSN.
CP	* Capsule	A metallic or plastic container for liquids.

Code	Term	Definition
CS	* Case	A container designed to hold a specific item(s) in a fixed position by virtue of conforming dimensions and/or attachments.
CT	* Carton	A container, usually of fibreboard or pasteboard, with fixed or collapsible joints and self-locking or tuck-in flaps.
CV	Cubic Decimetre	one thousandth (1/1,000) of a cubic metre in the metric system.
CY	* Cylinder	A rigid, cylindrical, metal container designed as a portable container for storage and transportation of compressed gasses, generally equipped with protected valve closure and pressure relief safety device.
CZ	Cubic Metre	A unit of cubic measure expressed in the metric system of measurement. Limited in application to locally assigned stock numbers used in the local procurement of items such as ready-mix concrete and asphalt in areas where the metric system prevails.
<b>- D -</b>		
DA	Decametre	Ten (10) metres.
DB	Decalitre	Ten (10) litres.
DC	Decagram	Ten (10) grams.
DE	Decimetre	One tenth (1/10) of a metre in the metric system (= 10 CM = 100 MM = 0.1 MR).
DF	Dozen Feet	A measure of twelve (12) feet.
DG	Decigram	One tenth (1/10) of a gram in the metric system (= 10 CG = 100 MG = 0.1 GM).
DK	* Card	A flat piece of thick paper or pasteboard to which various items can be attached or displayed.
DL	Decilitre	One tenth (1/10) of a litre in the metric system (= 10 CL = 100 ML = 0.1 LI).
DM	Dram	One sixteenth (1/16) of an ounce weight.
DP	Dozen Pairs	Twelve (12) pairs of an Item of Supply.
DR	* Drum	A cylindrical container designed as an exterior pack for storing and shipping bulk materials, e.g., fuels, chemicals, powders, etc. Drums may be made of metal, rubber, polyethylene or plywood, or fibre with wooden, metal, or fibre ends.
DY	Dozen Yards	A measure of twelve (12) yards.
DZ	Dozen	Twelve (12) of an item of supply.

Code	Term	Definition
<b>- E -</b>		
EA	Each	A numeric quantity of one item of supply. Do not use if a more specific term applies, such as kit, set, assortment, assembly, group, sheet, plate, strip, or length.
<b>- F -</b>		
FF	600 Feet	A measure of six hundred feet (600) feet.
FH	400 Feet	A measure of four hundred (400) feet.
FM	Fathom	A measure of six feet or a six feet square section (for wood).
FT	Foot	Unit of linear measurement, sometimes expressed as "linear foot".
FV	Five	Five (5) of an item
FY	Fifty	Fifty (50) of an item. Code used in DoD 4100.39-M. See also code << LL >>.
FZ	Fluid Ounce (Imperial)	One twentieth (1/20) of a pint (Imperial).
<b>- G -</b>		
GB	Gallon (Imperial)	Unit of liquid measurement equal to 8 pints (Imperial) or 4.54 litres.
GC	Gill (Imperial)	A measure of capacity equal to one fourth (1/4) of a pint (Imperial).
GL	Gallon (US)	Unit of liquid measurement equal to 3.78 litres (US Gallon).
GM	Gram	A small metric unit of weight equal to one thousandth (1/1,000) of a kilogram in the metric system.
GN	Grain	A small unit of weight (1/480 ounce Troy).
GP	Group	A collection of related items issued as a single item of supply, e.g., test set group. Use only when the term "group" is a part of the item name.
GR	Gross	One hundred forty-four (144) of an item.
GY	Gross Yards	A measure of one hundred and forty four (144) yards.
<b>- H -</b>		
HC	Hundred Cubic Metres	A metric unit of cubic measure.
HD	Hundred	One hundred (100) of an item.
HF	Hundred Feet	A unit of linear measurement.
HG	Hectogram	One hundred (100) grams weight (3.52 ounces).

Code	Term	Definition
HK	* Hank	A loop of yarn or roping, containing definite yardage, e.g., cotton, 840 yards ; worsted, 560 yards. See "skein" for comparison.
HL	Hectolitre	One hundred (100) litres (3.531 cubic feet).
HM	Hectometre	One hundred (100) metres.
HS	Hundred Square Feet	A unit of measure (area).
HW	Hundredweight	A weight equal to one hundred and twelve (112) pounds.
HY	Hundred Yards	A unit of linear measurement.
- I -		
IN	Inch	One twelfth (1/12) of a foot (linear).
IU	* Unit	A standard or basic quantity into which an item of supply is divided.
- J -		
JR	* Jar	A rigid container having a wide mouth and often no neck, typically made of earthenware or glass. Excludes "bottle".
- K -		
KE	* Keg	A small barrel shaped container - see Barrel.
KG	Kilogram	A metric weight of one thousand (1,000) gram (2.205 lbs).
KM	Kilometre	A measure of one thousand (1,000) metres.
OY	* Drained weight	The weight of food solids that remain after the liquids in which they have been prepared are removed.
KP	* Cop	A conical shaped wind for thread, yarn, cable.
KT	Kit	A collection of related items issued as a single item of supply, such as the tools, instruments, repair parts, instruction sheets and often supplies typically carried in a box or bag. Also includes selected collections of equipment components, tools, and/or materials for the repair, overhaul, or modification of equipment. Use only when the term "kit" is a part of the item name.
KW	Kilowatts	One thousand (1,000) watts.
- L -		
LB	Pound	A unit of avoirdupois weight measure equivalent to 16 ounces.
LF	50 Feet	A measure of fifty (50) feet.



Code	Term	Definition
LG	* Length	Term applies to items issued in fixed or specific linear measurement, without deviation. This term no longer applies to random lengths which will be expressed in definitive units of linear measure such as foot or yard. Excludes "strip".
LI	Litre	A unit of liquid measure expressed in the metric system of measurement.
LL	Fifty	Fifty (50) of an item of supply. Code used in ASD-S2000M. See also code << FY >>.
LM	Linear Metre	A term used for measuring performed piping, insulation. Not the same as "Metre".
LO	* Lot	A quantity of an item or material supplied in specific sub-divisions. A collection of associated or miscellaneous articles sold as one unit. <u>NOTE</u> : Non-US use only in accordance with ASD-S2000M. Code "LT" (in accordance with ANSI Standard) to be used in USA.
LT	Long Ton	A weight of 2,240 pounds. <u>NOTE</u> : Non-US use only in accordance with ASD-S2000M. Code "LO" (in accordance with ANSI Standard) to be used in USA.
<b>- M -</b>		
MC	Thousand Cubic Feet	A unit of cubic measure expressed in one thousand (1,000) increments.
ME	Meal	The measure of food generally taken by an individual at one time.
MF	Thousand Feet	A unit of linear measure.
MG	Milligram	One thousandth (1/1,000) of a gram (0.0154 of a grain or 0.00003527 of an ounce).
MI	Mile	A measure of 1,610 metres.
ML	Millilitre	One thousandth (1/1,000) of a litre (0.061 of a cubic inch).
MM	Millimetre	One thousandth (1/1,000) of a metre (0.0394 of an inch).
MN	Square Millimetre	A metric unit of square measure (area).
MR	Metre	A unit of linear measure expressed in the metric system of measurement, equivalent to 39.37 inches. Limited in application to locally assigned stock numbers used in the local procurement of items such as pipe, lumber, tubing and hose in overseas areas where the metric system prevails.
MX	Thousand	One thousand (1,000) of an item.

Code	Term	Definition
<b>- O -</b>		
OT	Outfit	A collection of related items issued as a single item of supply, such as the tools, instruments, materials, equipment, and/or instruction manual(s) for the practice of a trade or profession or for the carrying out of a particular project or function. Use only when the term "outfit" is a part of the item name.
OZ	Ounce	A unit of liquid or avoirdupois weight.
<b>- P -</b>		
PB	Pint (Imperial)	A measure of capacity equal to one eighth (1/8) of a gallon (Imperial).
PC	* Piece	A portion or quantity of an item, often of definite length.
PD	* Pad	Multiple sheets of paper that are stacked together and fastened at one end by sealing.
PG	* Package	A form of protective wrapping for two or more of the same item of supply. To be used only when a unit of measure or container type term is not applicable. Includes "envelope".
PK	* Pack	A parcel or quantity of the same item supplied wrapped or tied.
<u>PL</u>	*Pallet	A flat transport structure (wood, plastic or other material) which supports goods in a stable fashion while allows handling and storage efficiencies. A pallet is the structural foundation of a unit load.
PM	Plate	A flat piece of square or rectangular-shaped metal of uniform thickness, usually one fourth (1/4) of an inch or more. Use only when "plate" (NSCs 9515 and 9535) is used in an item name to denote shape.
PO	Pouch	(1) A small or medium size bag-like container for holding or carrying a single item.  (2) A sealed plastic or foil container used in packaging frozen, pre-cooked or dehydrated food.
PR	Pair	Two similar corresponding items, e.g., gloves, shoes, bearings ; or items integrally fabricated of two corresponding parts, e.g., trousers, shears, goggles.
PT	Pint (US)	A unit of liquid or dry measure (US Measure).
PZ	* Packet	A container used for subsistence items. Use only when "food packet" is part of the item name (Group 89).
<b>- Q -</b>		
QB	Quart (Imperial)	Imperial unit of liquid or dry measure.
QC	Square Centimetre	A metric unit of square measure (area).

Code	Term	Definition
QD	Square Decimetre	A metric unit of square measure (area).
QK	Quarter Kilogram	A unit of weight in the metric system equal to two hundred and fifty (250) grams.
QN	Quintal	One hundred (100) kilograms.
QR	Quire	A measure of 24 sheets of paper.
QT	Quart (US Measure)	A unit of liquid or dry measure.
<b>- R -</b>		
RA	Ration	The food allowance of one person for one day. Use only when "ration" (NSC 8970) is a part of the item name.
RL	* Reel	A cylindrical core on which a flexible material, such as wire or cable, is wound. Usually has flanged ends.
RM	Ream	A quantity of paper varying from 480 to 516 sheets, depending upon grade.
RO	* Roll	A cylindrical configuration of flexible material which has been rolled on itself such as textiles, tape, abrasive paper, photosensitive paper and film, and may utilize a core with or without flanges.
<b>- S -</b>		
SA	Sachet	A small sealed packet usually made of paper or plastic, containing a liquid, cream or powder, usually for s single use.
SD	* Skid	A pallet-like platform consisting of a load-bearing area fastened to and resting on runner type supports.
SE	Set	A collection of matched or related items issued as a single item of supply, i.e., tool sets, instrument sets, and matched sets. Use only when the term "set" is a part of the item name.
SF	Square Foot	A unit of square measure (area).
SH	Sheet	A flat piece of rectangular-shaped material of uniform thickness that is very thin in relation to its length and width, such as metal, plastic, paper, and plywood. Use of this term is not limited to any group of items or NSCs. However, it will always be applied when "sheet" is used in the item name to denote shape, e.g., aluminium alloy sheet, except items in NSC 7210.
SI	Square Inch	A unit of square measure (area).
SK	Skein	A loop of yarn 120 yards in length, usually wound on a 54 inch circular core. See "hank" for comparison.
SL	* Spool	A cylindrical form with an edge or rim at each end and an axial hole for a pin or spindle on which a flexible material such as thread or wire is wound.

Code	Term	Definition
SM	Square Metre	A metric unit of square measure (area).
SO	Shot	A unit of linear measurement, usually applied to anchor chain ; equivalent to 15 fathoms (90 FT).
SP	* Strip	A relatively narrow, flat length of material, uniform in width, such as paper, wood, and metal. Use only when the term "strip" is a part of the item name.
SV	Service	The purchase of employment, or defining of work to be done.
SX	* Stick	Material in a relatively long and slender, often cylindrical form for ease of application or use, e.g., abrasives.
SY	Square Yard	A unit of square measure (area).
- T -		
TD	Twenty-four	Twenty-four (24) of an item
TE	Ten	Ten (10) of an item. Code used in DoD 4100.39-M. See also code << XX >>.
TF	Twenty-five	Twenty-five (25) of an item
TH	Therm	A unit of measurement of heat.
TI	* Tin	A box-like metal container with flap or lid cover.
TL	Thousand Litre	One thousand (1,000) Litres.
TM	Metric Ton	One thousand (1,000) kilograms.
TN	Ton	The equivalent of 2,000 Lbs.
TO	Troy Ounce	A unit of troy weight measure, based on 12 ounce pound, generally applied to weights of precious metals.
TR	Tray	Sub level packaging, usually formed to approximate shape of item of supply.
TS	Thirty-six	Thirty-six (36) of an item
TT	* Tablet	A flat sheet or piece of prepared substance.
TU	* Tube	Normally a squeeze-type container, most commonly manufactured from a flexible type material and used in packaging toothpaste, shaving cream, and pharmaceutical products. Also applicable as form around which items are wound, such as thread. It is not applicable to mailing tube, pneumatic tube, or cylindrical containers of a similar type.
TZ	Two Ounces	A measure equivalent to one eighth of an imperial pound (Avoirdupois).

Code	Term	Definition
<b>- V -</b>		
VC	Five Hundred	Five hundred (500) of an item.
VI	* Vial	A small glass container, generally less than an inch in diameter. Vials are flat-bottomed and tubular in shape and have a variety of neck finishes.
<b>- X -</b>		
XF	Ten Feet	A measure of ten (10) feet.
XX	Ten	Ten (10) of an Item of Supply. Code used in ASD-S2000M. See also code << TE >>.
<b>- Y -</b>		
YD	Yard	A unit of linear measure, equivalent to 3 feet and sometimes expressed as "linear yard".
YS	*Sleeve	A protective flat or tubular packaging or cover fitting over or enclosing its contents.
<b>- Z -</b>		
ZC	Two hundred	Two hundred (200) of an item
ZD	Four hundred	Four hundred (400) of an item
ZE	Two thousand	Two thousand (2000) of an item
ZF	Two hundred feet	A measure of two hundred (200) feet.
ZV	* Syphon	An aerated container from which liquid is forced by pressure of gas.

Those terms preceded by an asterisk (\*) require a quantitative expression.

See [DRN 3050](#) for format.

### Annex G21 - Table 32 - Quantity per Unit Pack Code (QUPC)

A code indicating the number of units of issue in the unit package as established by the managing activity. The codes and quantities per unit pack for each code are as follows:

Code	Quantity
0	No QUP
1	1
2	2
3	3
4	4
5	5
6	6
7	7
8	8
9	9
A	10
B	12
C	15
D	16
E	18
F	20
G	24

Code	Quantity
H	25
J	32
K	36
L	48
M	50
N	72
P	75
Q	100
R	120
S	144
T	200
U	250
V	500
W	1000
#X	BLK
#Y	Packager's option so long as all other contractual requirements are met.
*Z	Special requirement. Refer to special instructions or drawings provided.

**NOTES:**

1. See [Table 31](#) for units of issue.
2. # Valid for Air Force use with MOE Rule FSKX, FSYK, or FSYC items only. In all other cases, when the Integrated Materiel Manager -IMM- has a recorded QUP of X or Y, the US Air Force must submit a QUP of 1.
3. \* Valid for US Air Force use with Group 13 items or for items with a recorded MOE Rule of FSKX, FSYK, or FSYC only. In all other cases, when the IMM has a QUP of Z, and the Group is other than 13, the US Air Force must submit a QUP of 1.
4. \* QUP for ammunition and explosives will reflect the quantity in the approved exterior shipping and storage container for the NATO Stock Number. This quantity will appear in the US DOD Consolidated Ammunition Catalog, 5B 708-4.
5. \* Refer to special instructions or drawings provided.

See [DRN 6106](#) for format.

**Annex G22 - Table 33 - Acquisition Advice Code (AAC)**

A code denoting how, as distinguished from where, and under what restrictions an item will be acquired.

<b>Code</b>	<b>Explanation</b>
A	<p>SERVICE/AGENCY-REGULATED (Service/Agency use only)*</p> <p>Issue, transfer, or shipment is controlled by authorities above the Inventory Control Point -ICP- level to assure proper and equitable distribution.</p> <ol style="list-style-type: none"><li>1. The use or stockage of the item requires release authority based on prior or concurrent justification.</li><li>2. Requisitions will be submitted in accordance with Agency/Service requisitioning procedures.</li></ol>
B	<p>ICP-REGULATED (Service/Agency use only)*</p> <p>Issue, transfer, or shipment is controlled by the Inventory Control Point.</p> <ol style="list-style-type: none"><li>1. The use or stockage of the item requires release authority based on prior or concurrent justification.</li><li>2. Requisitions will be submitted in accordance with Agency/Service requisitioning procedures.</li></ol>
C	<p>SERVICE/AGENCY-MANAGED (Service/Agency use only)*</p> <p>Issue, transfer, or shipment is not subject to specialized controls other than those imposed by individual service supply policy.</p> <ol style="list-style-type: none"><li>1. The item is centrally managed, stocked and issued.</li><li>2. Requisitions will be submitted in accordance with Service requisitioning procedures.</li></ol>
D	<p>DoD INTEGRATED MATERIEL-MANAGED, STOCKED, AND ISSUED*</p> <p>Issue, transfer, or shipment is not subject to specialized controls other than those imposed by Integrated Material Manager/Service supply policy.</p> <ol style="list-style-type: none"><li>1. The item is centrally managed, stocked and issued.</li><li>2. Requisitions must contain the fund citation required to acquire the item. Requisitions will be submitted in accordance with Integrated Materiel Manager/Service requisitioning procedures</li></ol>

Code	Explanation
E	<p>OTHER SERVICE-MANAGED, STOCKED AND ISSUED (For Service use only if Secondary Inventory Control Activity Level of Authority -SICA LOA- is 8D and Nonconsumable Item Materiel Support Code -NIMSC- is 6).</p> <p>Issue, transfer, or shipment is not subject to specialized controls other than those imposed by the Service requisitioning policy.</p> <ol style="list-style-type: none"> <li>1. The item is centrally managed, stocked and issued.</li> <li>2. Requisitions may require a fund citation and will be submitted in accordance with the Service requisitioning procedures.</li> </ol>
F	<p>FABRICATE OR ASSEMBLE (NON-STOCKED ITEMS)*</p> <p>NATO Stock Numbered items fabricated or assembled from raw materials and finished products as the normal method of support. Procurement and stockage of the items are not justified because of low usage or peculiar installation factors. Distinctions between local or centralized fabricate/assemble capability are identified by the source of supply modifier in the source of supply column of the Service management data lists.</p>
G	<p>GENERAL SERVICES ADMINISTRATION -GSA- / CIVIL AGENCY INTEGRATED MATERIEL MANAGED, STOCKED AND ISSUED</p> <p>Identifies GSA/Civil Agency managed items available from GSA/Civil Agency supply distribution facilities. Requisitions and fund citations will be submitted in accordance with GSA/Civil Agency requisitioning procedures.</p>
H	<p>DIRECT DELIVERY UNDER A CENTRAL CONTRACT (VENDOR STOCKED)*</p> <p>Issue, transfer or shipment is not subject to specialized controls other than those imposed by Integrated Material Manager/Service/Agency supply policy.</p> <ol style="list-style-type: none"> <li>1. The item is centrally procured but not stocked.</li> <li>2. Normal issue is by direct shipment from the vendor to the user at the order of the ICP or IMM. However, orders may be shipped from stock by ICP or IMM distribution facilities when the vendor's minimum order quantity is not met, or when stocks are being drawn down.</li> <li>3. Requisitions and fund citations will be submitted in accordance with Integrated Materiel Manager/Service/Agency requisitioning procedures.</li> <li>4. General delivery will be made within applicable Service/Agency guidelines addressing customer required timeframe.</li> </ol>



Code	Explanation
I	<p>DIRECT ORDERING FROM A CENTRAL CONTRACT/SCHEDULE (NON-STOCKED ITEMS)*</p> <p>Issue, transfer or shipment is not subject to specialized controls other than those imposed by Integrated Material Manager/Service supply policy.</p> <p>The item is covered by a centrally issued contractual document, or by multiple-award US Federal supply schedule, which permits using activities to place orders directly on vendors for direct delivery to the user.</p>
J	<p>NOT STOCKED, CENTRALLY PROCURED (NON-STOCKED ITEMS)*</p> <p>IMM/Service centrally managed but not stocked item. Procurement will be initiated only after receipt of a requisition.</p>
K	<p>CENTRALLY STOCKED FOR OVERSEAS ONLY*</p> <p>Main means of supply is local purchase or direct ordering from a central contract/schedule when the Federal Supply Schedule Number is shown in the CMD record. Item is stocked in domestic supply system for those overseas activities unable to procure locally due to non-availability of procurement sources or where local purchase is prohibited (e.g., US Armed Services Procurement Regulation - ASPR-flow of gold ; or by internal Military Service/Agency restraints). Requisitions will be submitted by overseas activities in accordance with Service/Agency requisitioning procedures.</p> <p><b>Note:</b> Continental United States -CONUS- activities will obtain supply support through local procurement procedures.</p>
L	<p>LOCAL PURCHASE (NON-STOCKED ITEMS)*</p> <p>DLA/GSA/Service/Agency-managed items authorized for local purchase as normal means of support at base, post, camp or station level. Item not stocked in wholesale distribution system of Integrated Materiel Manager/Service/Agency Inventory Control Point.</p>
M	<p>RESTRICTED REQUISITIONS-MAJOR OVERHAUL (Service/Agency use only)*</p> <p>Items (assemblies and/or component parts) which for lack of specialized tools, test equipment etc., can be used only by major overhaul activities. Base, post, camp or station activities will not requisition unless authorized to perform major overhaul function.</p>
N	<p>RESTRICTED REQUISITIONING-DISPOSAL (Service/Agency use only)*</p> <p>Discontinued items no longer authorized for issue except on the specific approval of the Service inventory manager. Requisitions may be submitted in accordance with Service requisitioning procedures in instances where valid requirements exist and replacing item data has not been furnished.</p>

Code	Explanation
O	<p>PACKAGED FUELS (NON-STOCKED ITEMS)</p> <p>DLA-managed and Service-regulated.</p> <ol style="list-style-type: none"> <li>Item will be centrally procured in accordance with US DoD 4140.25M, Procedures for the Management of Petroleum Products, but not stocked by IMM. Long lead time required.</li> <li>Requirements will be satisfied by direct shipment to the user either from a vendor or from Service assets at the order of the ICP or IMM.</li> <li>Requirements and/or requisitions will be submitted in accordance with Service procedures.</li> </ol>
P	<p>RESTRICTED REQUISITION-SECURITY ASSISTANCE PROGRAM -SAP-</p> <ol style="list-style-type: none"> <li>Indicates item is stocked or acquired only for SAP (replaces Military Assistance Program -MAP-) requirements, or</li> <li>Indicates item is nonstocked and materiel is ordered from the contractor for shipment directly to the foreign government.</li> <li>Base, post, camp or station will not requisition.</li> </ol>
Q	<p>BULK PETROLEUM PRODUCTS</p> <p>DLA-managed.</p> <ol style="list-style-type: none"> <li>Item may be either centrally stocked or available by direct delivery under a central contract.</li> <li>Requirements will be submitted by Military Service in accordance with IMM procedures;</li> <li>Item will be supplied in accordance with US DoD 4140.25M.</li> </ol>
R	<p>RESTRICTED REQUISITION-GOVERNMENT FURNISHED MATERIEL -GFM-</p> <p>Indicates item is centrally procured and stocked as GFM in connection with the manufacture of military items. Base, post, camp or station will not requisition.</p>
S	<p>RESTRICTED REQUISITIONING-OTHER SERVICE FUNDED (Service use only)</p> <p>For Service-managed items whereby the issue, transfer, or shipment is subject to specialized controls of the funding Military Service;</p> <ol style="list-style-type: none"> <li>Item is procured by a Military Service for the funding Military Service and is centrally managed by the funding Service.</li> <li>The procuring Military Service has no requirement in its logistic system for the item.</li> </ol>

Code	Explanation
T	<p>CONDEMNED (NON-STOCKED ITEMS)</p> <p>Item is no longer authorized for procurement, issue, use or requisitioning.</p>
U	<p>LEAD SERVICE-MANAGED</p> <p>As a minimum provides procurement, disposal and single submitter functions. Wholesale logistics responsibilities which are to be performed by the Primary Inventory Control Activity -PICA- in support of the SICA are defined by the SICA NIMSC Code.</p>
V	<p>TERMINAL ITEM*</p> <p>Identifies items in stock, but future procurement is not authorized. Requisitions may continue to be submitted until stocks are exhausted. Preferred item NSN is normally provided by application of the phrase : When Exhausted Use (NSN). Requisitions will be submitted in accordance with IMM/service requisitioning procedures as applicable.</p>
W	<p>RESTRICTED REQUISITIONING-SPECIAL INSTRUCTIONS APPLY (NON-STOCKED ITEMS)</p> <p>Indicates stock number has been assigned to a generic item for use in bid invitations, allowance lists, etc., against which no stocks are ever recorded. Requisitions will be submitted only in accordance with IMM/Service requisitioning procedures (this code will be used, when applicable, in conjunction with Phrase Code S (stock as NSN(s)). It is considered applicable for use when a procurement source(s) becomes available. The Phrase Code S and the applicable "stock as" NSN(s) will then be applied for use in stock, store, and issue actions).</p>
X	<p>SEMIACTIVE ITEM-NO REPLACEMENT (NON-STOCKED ITEMS)</p> <p>A potentially inactive NSN which must be retained in the supply system as an item of supply because</p> <ul style="list-style-type: none"> <li>(1) stocks of the item are on hand or in use below the wholesale level and</li> <li>(2) the NSN is cited in equipment authorization documents TO &amp; E, TA, TM, etc. or in-use assets are being reported.</li> </ul> <ol style="list-style-type: none"> <li>1. Items are authorized for central procurement but not authorized for stockage at wholesale level.</li> <li>2. Requisitions for in-use replacement will be authorized in accordance with individual Military Service directives.</li> <li>3. Requisitions may be submitted as requirements generate. Repetitive demands may dictate an AAC change to permit wholesale stockage.</li> </ol>

Code	Explanation
Y	<p>TERMINAL ITEM (NON-STOCKED ITEMS)*</p> <p>Further identifies AAC V items on which wholesale stocks have been exhausted. Future procurement not authorized. No wholesale stock is available for issue.</p> <ol style="list-style-type: none"> <li>1. Requisitions will not be processed to the wholesale suppliers.</li> <li>2. Internal service/agency requisitioning may be continued in accordance with the service/agency requisitioning policies.</li> </ol>
Z	<p>INSURANCE/NUMERIC STOCKAGE OBJECTIVE ITEM*</p> <p>Items which may be required occasionally or intermittently, and prudence requires that a nominal quantity of materiel be stocked due to the essentiality or the lead time of the item.</p> <ol style="list-style-type: none"> <li>1. The items is centrally managed, stocked, and issued.</li> <li>2. Requisitions will be submitted in accordance with IMM/service requisitioning procedures.</li> </ol>

\* Authorized for Segment B input.

See [DRN 2507](#) for format.

### Annex G23 - Table 34 - Controlled Inventory Item Code (CIIC)

A code indicating the security classification and/or security risk or pilferage controls for storage and transportation of physical assets.

**Classified Items Code** : A code indicating the materiel requires protection in the interest of national security in accordance with the provisions of DoD 5200.1-R, Information Security Program.

Code	Explanation
A	Confidential - Formerly Restricted Data
B	Confidential - Restricted Data
C	Confidential
D	Confidential - Cryptologic
E	Secret - Cryptologic
F	Top Secret - Cryptologic
G	Secret -Formerly Restricted Data
H	Secret - Restricted Data
K	Top Secret - Formerly Restricted Data
L	Top Secret - Restricted Data
O	Item contains naval nuclear propulsion information; disposal and access limitations are identified in NAVSEAINST C5511.32. Store and handle in a manner which will preclude unauthorized access to this material.
S	Secret
T	Top Secret
U	Unclassified
7	Item assigned a Demilitarization Code other than A, B or Q for which another CIIC is inappropriate. The loss, theft, unlawful disposition, and/or recovery of an item in this category will be investigated in accordance with DoD 4000.25-2-M and DoD 7200.10-M.
9	Identifies an item as a Controlled Cryptographic Item -CCI-. CCI is described as secure telecommunications or information handling equipment, associated cryptographic component, or other hardware item which performs a critical Communications Security -COMSEC- function. Items so designated are unclassified but controlled, and will bear the designation "Controlled Cryptographic Item" or "CCI".

**NOTE:** Codes for Department of Energy (DOE) Special Design and Quality-Controlled items under management control of the Defense Threat Reduction Agency (DTRA) (identified by CAGE Code 87991) in the FLIS data base will be assigned and processed in accordance with DOE-DSWA TP 100-1, Supply Management of Nuclear Weapons Material.

**Sensitive Items Code:** Material which requires a high degree of protection and control due to statutory requirements or regulations, such as narcotics and drug abuse items; precious metals; items which are of high value, highly technical or of a hazardous nature.

Code	Explanation
1	Highest Sensitivity (Category I) - Nonnuclear missiles and rockets in a ready-to-fire configuration (e.g., Hamlet, Redeye, Stinger, Dragon, LAW, Viper) and explosive rounds for nonnuclear missiles and rockets. This category also applies in situations where the launcher (tube) and the explosive rounds, though not in a ready-to-fire configuration, are jointly stored or transported.
2	High Sensitivity (Category II) - Arms, Ammunition, and Explosives.
3	Moderate Sensitivity (Category III) - Arms, Ammunition, and Explosives.
4	Low Sensitivity (Category IV) - Arms, Ammunition, and Explosives.
5	Highest Sensitivity (Category I) - Arms, Ammunition, and Explosives with a physical security classification of Secret.
6	Highest Sensitivity (Category I) - Arms, Ammunition, and Explosives with a physical security classification of Confidential.
8	Highest Sensitivity (Category II) - Arms, Ammunition, and Explosives with a physical security classification of Confidential.
Q	A drug or other controlled substance designed as a Schedule III, IV or V item, in accordance with the US Controlled Substance Act of 1970. Other sensitive items requiring limited access storage.
R	Precious Metals, a drug or other controlled substance designated as a Schedule I or II item, in accordance with the US Controlled Substance Act of 1970. Other selected sensitive items requiring storage in a vault or safe.
\$	This code identifies Nuclear Weapons Use Control (UC) Ground Equipment which is CIIC unclassified by may require special controls. Use Control Ground Equipment is described as recorders, verifiers, adapters, power supplies, cables, programmers, monitors, controllers, code processors, power converters, computers and data modules which perform a Nuclear Weapon Use Control Function.

**NOTES:**

- CIIC \$ is not a valid input code for FLIS. This code is unique to KNA system only.
- Items coded 5, 6 or 8 will be stored and transported in accordance with the provisions of DoD 5100.76-M or DoD 5200.1-R, Information Security Program, whichever is more stringent.
- Small Arms weapon components, such as silencers, mufflers and noise suppression devices will be treated as Category II items. (Reference: DoD 5100.76-M, Appendix A, Paragraph C1 - ARMS (Category II), page A-2).
- Small Arms major subparts, such as frame(s) and receiver(s), will be treated as Category II items. (Reference: DoD 5100.76-M, Chapter 4, page 4-2 Table 1)
- Barrels and Major Subassemblies WILL be protected as Category IV Arms. (Reference: DoD 5100.76-M, Chapter 4, page 4-2. Table 1)
- Generally, only arms, rockets, explosive rounds, mines and projectiles that have an unpackaged weight of 100 pounds or less shall be categorized as sensitive. (Reference: DoD 5100.76-M, Appendix A, Paragraph A1.)

**Pilferage Code:** A code indicating the material has a ready resale value or civilian application for personal possession and, therefore, is especially subject to theft.

Code	Explanation
J	Pilferage - Pilferage controls may be designated by the coding activity to items coded U (Unclassified) by recording the item to J.

Coding activities may further categorize pilferage items by using the following codes :

I	Aircraft engine equipment and parts
M	Hand tools and shop equipment
N	Firearms Piece Parts and Non-lethal Firearms
P	Ammunition and explosives
V	Individual clothing and equipment
W	Office machines
X	Photographic equipment and supplies
Y	Communication/electronic equipment and parts
Z	Vehicular equipment and parts

See [DRN 2863](#) for format.

**Annex G24 - Table 35 - Unit of Issue Conversion Factor**

The quantitative value by which the prior quantity per unit of issue must be multiplied to arrive at an equal quantity of the new unit of issue.

<b>Old Unit of Issue</b>	<b>New Unit of Issue</b>	<b>Conversion Decimal Locator &amp; Factor</b>	<b>Multiply</b>
1/4 Kilogram	Decagram	00025	25.
1/4 Kilogram	Gram	00250	250.
1/4 Kilogram	Hectogram	10025	2.5
1/4 Kilogram	Kilogram	20025	.25
1/4 Kilogram	Ounce	38817	8.817
1/4 Kilogram	Pound	45511	.5511
Barrel (Standard US ; 31.5 GL)	Cubic Foot	34212	4.212
Barrel (Standard US ; 31.5 GL)	Gallon	10315	31.5
Barrel (bulk Petroleum ; 42 GL)	Gallon	00042	42.
Barrel (Standard US ; 31.5 GL)	Litre	11192	119.2
Barrel (Standard US ; 31.5 GL)	Pint	00252	252.
Barrel (Standard US ; 31.5 GL)	Quart	00126	126.
Board Foot	Cubic Foot	40833	.0833
Board Foot	Cubic Yard	40031	.0031
Box	Carboy	00001	1.
Box	Each	00001	1.
Centimetre	Decimetre	10001	.1
Centimetre	Foot	40328	.0328
Centimetre	Hectometre	40001	.0001
Centimetre	Inch	43937	.3937
Centimetre	Meter	20001	.01
Centimetre	Yard	40109	.0109
Coil (100 FT)	Foot	00100	100.
Coil (250 FT)	Foot	00250	250.
Coil (500 FT)	Foot	00500	500.
Coil (750 FT)	Foot	00750	750.
Coil (1000 FT)	Foot	01000	1000.
Cubic Centimetre	Cub Decimetre	30001	.001
Cubic Centimetre	Cub Inch	30061	.061
Cubic Decimetre	Cub Centimetre	01000	1000.
Cubic Decimetre	Cub Foot	40353	.0353
Cubic Decimetre	Cub Inch	00061	61.
Cubic Decimetre	Cub Meter	30001	.001



Old Unit of Issue	New Unit of Issue	Conversion Decimal Locator & Factor	Multiply
Cubic Decimetre	Cub Yard	40013	.0013
Cubic Foot	Barrel (Standard US ; 31.5 GL)	42374	.2374
Cubic Foot	Board Foot	00012	12.
Cubic Foot	Cub Decimetre	22832	28.32
Cubic Foot	Cubic Yard	40370	.0370
Cubic Foot	Gallon	37481	7.481
Cubic Foot	Litre	22832	28.32
Cubic Foot	Pint	25984	59.84
Cubic Foot	Quart	22992	29.92
Cubic Inch	Cub Centimetre	21638	16.38
Cubic Inch	Cub Decimetre	40163	.0163
Cubic Meter	Board Foot	14238	423.8
Cubic Meter	Cub Decimetre	01000	1000.
Cubic Meter	Cubic Foot	23531	35.31
Cubic Meter	Cubic Yard	31308	1.308
Cubic Meter	Gallon	12642	264.2
Cubic Yard	Board Foot	00324	324.
Cubic Yard	Cub Decimetre	17645	764.5
Cubic Yard	Cubic Foot	00027	27.
Cubic Yard	Gallon	00202	202.
Cubic Yard	Litre	17645	764.5
Decagram	1/4 Kilogram	20004	.04
Decagram	Gram	00010	10.
Decagram	Hectogram	10001	.1
Decagram	Kilogram	20001	.01
Decagram	Ounce	43527	.3527
Decagram	Pound	30022	.022
Decilitre	Gallon	40264	.0264
Decilitre	Hectolitre	30001	.001
Decilitre	Litre	10001	.1
Decilitre	Pint	42113	.2113
Decilitre	Quart	41057	.1057
Decimetre	Centimetre	00010	10.
Decimetre	Foot	43281	.3281
Decimetre	Hectometre	30001	.001
Decimetre	Inch	33937	3.937
Decimetre	Kilometre	40001	.0001
Decimetre	Meter	10001	.1

Old Unit of Issue	New Unit of Issue	Conversion Decimal Locator & Factor	Multiply
Decimetre	Yard	41094	.1094
Dozen	Each	00012	12.
Dozen	Gross	40833	.0833
Dozen	Hundred	20012	.12
Dozen	Pair	00006	6.
Dozen	Thousand	30012	.012
Each	Assembly	00001	1.
Each	Dozen	40833	.0833
Each	Fifty	20002	.02
Each	Five	10002	.2
Each	Gross	40069	.0069
Each	Hundred	20001	.01
Each	Package (2)	10005	.5
Each	Package (3)	43333	.3333
Each	Package (4)	20025	.25
Each	Package (5)	10002	.2
Each	Package (10)	10001	.1
Each	Package (20)	20005	.05
Each	Package (25)	20004	.04
Each	Package (50)	20002	.02
Each	Package (200)	30005	.005
Each	Package (500)	30002	.002
Each	Package (1000)	30001	.001
Each	Pair	10005	.5
Each	Ten	10001	.1
Each	Thirty-six	40277	.0277
Each	Thousand	30001	.001
Each	Twenty-five	20004	.04
Each	Twenty-four	40416	.0416
Fathom	Foot	00006	6.
Fifty	Each	00050	50.0
Five	Each	00005	5.0
Foot (FT)	Coil (100 FT)	20001	.01
Foot (FT)	Coil (500 FT)	30002	.002
Foot (FT)	Coil (750 FT)	40013	.0013
Foot (FT)	Coil (1000 FT)	30001	.001
Foot	Reel (100 FT)	20001	.01
Foot	Reel (250 FT)	30004	.004

Old Unit of Issue	New Unit of Issue	Conversion Decimal Locator & Factor	Multiply
Foot	Reel (500 FT)	30002	.002
Foot	Reel (750 FT)	40013	.0013
Foot	Reel (1000 FT)	30001	.001
Foot	Centimetre	23048	30.48
Foot	Decimetre	33048	3.048
Foot	Fathom	41666	.16666
Foot	Inch	00012	12.
Foot	Meter	43048	.3048
Foot	Yard	43333	.3333
Gallon	Barrel (Bulk Petroleum ; 42 GL)	40238	.0238
Gallon	Barrel (Standard US ; 31.5 GL)	40317	.0317
Gallon	Cubic Foot	41337	.1337
Gallon	Litre	33785	3.785
Gallon	Pint	00008	8.
Gallon	Quart	00004	4.
Gram	1/4 Kilogram	30004	.004
Gram	Decagram	10001	.1
Gram	Hectogram	20001	.01
Gram	Kilogram	30001	.001
Gram	Ounce	40352	.0352
Gram	Pound	40022	.0022
Gross (GR)	Dozen	00012	12.
Gross (GR)	Each	00144	144.
Gross (GR)	Hundred	20144	1.44
Gross (GR)	Pair	00072	72.
Hectogram	1/4 Kilogram	10004	.4
Hectogram	Decagram	00010	10.
Hectogram	Gram	00100	100.
Hectogram	Kilogram	10001	.1
Hectogram	Ounce	33527	3.527
Hectogram	Pound	42204	.2204
Hectogram	Ton	40001	.0001
Hectolitre	Barrel (Standard US)	20084	.84
Hectolitre	Cubic Foot	20353	3.53
Hectolitre	Decilitre	01000	1000.
Hectolitre	Litre	00100	100.
Hectometre	Decimetre	01000	1000.
Hectometre	Foot	13281	328.1

Old Unit of Issue	New Unit of Issue	Conversion Decimal Locator & Factor	Multiply
Hectometre	Inch	03937	3937.
Hectometre	Kilometre	10001	.1
Hectometre	Meter	00100	100.
Hectometre	Yard	11094	109.4
Hundred	Dozen	38333	8.333
Hundred	Each	00100	100.
Hundred	Gross	46944	.6944
Hundred	Pair	00050	50.
Hundred	Thousand	10001	.1
Hundredweight	Long Ton	20005	.05
Inch	Centimetre	20254	2.54
Inch	Decimetre	30254	.254
Inch	Foot	40833	.0833
Inch	Meter	40254	.0254
Inch	Yard	40277	.0277
Kilogram	1/4 Kilogram	00004	4.
Kilogram	Decagram	00100	100.
Kilogram	Gram	01000	1000.
Kilogram	Hectogram	00010	10.
Kilogram	Ounce	23527	35.27
Kilogram	Pound	32204	2.204
Kilogram	Ton	30001	.001
Kilometre	Hectometre	00010	10.
Kilometre	Meter	01000	1000.
Litre	Barrel (Standard US; 31.5 GL)	40084	.0084
Litre	Cubic Foot	40353	.0353
Litre	Decilitre	00010	10.
Litre	Gallon	42642	.2642
Litre	Hectolitre	20001	.01
Litre	Pint (liq)	32113	2.113
Litre	Quart (liq)	31057	1.057
Long Ton	Hundredweight	00020	20.
Meter	Centimetre	00100	100.
Meter	Decimetre	00010	10.
Meter	Foot	33281	3.281
Meter	Hectometre	20001	.01
Meter	Inch	23937	39.37
Meter	Kilometre	30001	.001

Old Unit of Issue	New Unit of Issue	Conversion Decimal Locator & Factor	Multiply
Meter	Yard	31094	1.094
Ounce	Gram	22835	28.35
Ounce	Pound	40525	.0525
Ounce	Troy Ounce	49115	.9115
Pair	Dozen	41666	.1666
Pair	Each	00002	2.
Pair	Gross	40139	.0139
Pair	Hundred	20002	.02
Pair	Thousand	30002	.002
Pint	Barrel (Standard US)	30004	.004
Pint	Cubic Foot	40167	.0167
Pint	Gallon	30125	.125
Pint	Litre	44732	.4732
Pint	Quart	10005	.5
Pint (Imperial)	Gallon (Imperial)	30125	.125
Pint (Imperial)	Quart (Imperial)	10005	.5
Pound	Gram	14536	453.6
Pound	Kilogram	44536	.4536
Pound	Ounce	00016	16.
Pound	Ton	40005	.0005
Quart	Barrel (Standard US)	40079	.0079
Quart	Cubic Foot	40334	.0334
Quart	Gallon	20025	.25
Quart	Litre	49463	.9463
Quart	Pint	00002	2.
Quart (Imperial)	Gallon (Imperial)	20025	.25
Quart (Imperial)	Pint (Imperial)	00002	2.
Reel (100 FT)	Foot	00100	100.
Reel (250 FT)	Foot	00250	250.
Reel (500 FT)	Foot	00500	500.
Reel (750 FT)	Foot	00750	750.
Reel (1000 FT)	Foot	01000	1000.
Square Decimetre	Square Foot	41076	.1076
Square Decimetre	Square Meter	30001	.001
Square Decimetre	Square Yard	40119	.0119
Square Foot	Square Decimetre	20929	9.29
Square Foot	Square Meter	40929	.0929
Square Foot	Square Yard	41111	.1111

Old Unit of Issue	New Unit of Issue	Conversion Decimal Locator & Factor	Multiply
Square Inch	Square Foot	40069	.0069
Square Meter	Square Decimetre	00100	100.
Square Meter	Square Foot	21076	10.76
Square Meter	square Yard	31196	1.196
Square Yard	Square Foot	00009	9.
Ten	Each	00010	10.0
Thirty-six	Each	00036	36.0
Thousand	Dozen	28333	83.33
Thousand	Each	01000	1000.
Thousand	Gross	36944	6.944
Thousand	Hundred	00010	10.
Thousand	Pair	00500	500.
Ton	1/4 Kilogram	04000	4000.
Ton	Kilogram	01000	1000.
Ton	Pound	02000	2000.
Troy Ounce	Ounce	31097	1.097
Troy Ounce	Pound	40686	.0686
Twenty-five	Each	00025	25.0
Twenty-four	Each	00024	24.0
Yard	Centimetre	29144	9.144
Yard	Foot	00003	3.
Yard	Inch	00036	36.
Yard	Kilometre	50091	.00091
Yard	Meter	49144	.9144

See [DRN 3053](#) for format.

**Annex G25 - Table 36 - Unit of Measure of Related NSN**

A two-position alpha code indicating a recognizable physical measurement.

Code	Term
<b>B</b>	
*BF	Board Foot
BQ	Briquet
<b>C</b>	
CC	Cubic Centimeter
*CD	Cubic Yard
*CF	Cubic Foot
CG	Centigram
*CI	Cubic Inch
CL	Centiliter
CM	Centimeter
CU	Curie
CV	Cubic Decimeter
CZ	Cubic Meter
<b>D</b>	
DC	Decagram
DE	Decimeter
DG	Decigram
DL	Deciliter
DM	Dram
*DW	Pennyweight
DZ	Dozen
<b>E</b>	
EA	Each
EX	Exposure
<b>F</b>	
FD	Fold

Code	Term
FR	Frame
*FT	Foot
*FZ	Fluid Ounce
<b>G</b>	
*GB	Gallon (Imperial)
*GC	Gill (Imperial)
*GG	Great Gross
*GI	Gill (US)
*GL	Gallon (US)
GM	Gram
GN	Grain
GR	Gross
<b>H</b>	
*HD	Hundred
*HF	Hundred Feet
HG	Hectogram
HL	Hectoliter
HM	Hectometer
*HP	Hundred Pounds
*HS	Hundred Square Feet
*HW	Hundred Weight
*HY	Hundred Yards
<b>I</b>	
*IN	Inch
<b>K</b>	
KG	Kilogram
KM	Kilometer

Code	Term
KR	Carat
<b>L</b>	
*LB	Pound
*LF	Linear Foot
LI	Liter
<b>M</b>	
*MC	Thousand Cubic Feet
*MF	Thousand Feet
MG	Milligram
*MI	Mile
ML	Milliliter
MM	Millimeter
MN	Square Millimeter
MR	Meter
*MX	Thousand
<b>O</b>	
*OZ	Ounce
59	Parts Per Million
60	Percent Weight
<b>P</b>	
*PB	Pint (Imperial)
*PT	Pint (US)
<b>Q</b>	
QC	Square Centimeter
QD	Square Decimeter

Code	Term
*QT	Quart (US)
<b>R</b>	
RA	Ration
RD	Round
RM	Ream
*RX	Thousand Rounds
<b>S</b>	
*SF	Square Foot
SH	Sheet
*SI	Square Inch
SK	Skein
SM	Square Meter
*SO	Shot
SQ	Square
*SY	Square Yard
<b>T</b>	
TM	Metric Ton
*TN	Ton (2,000 lb)
*TO	Troy Ounce
*TT	Tablet
<b>U</b>	
*US	U.S.P. Unit
<b>Y</b>	
*YD	Yard

These are not International System (SI) units of measurement but may be used by those countries which have not yet implemented the metric system.

See [DRN 0107](#) for format.



**Annex G26 - Table 37 - Source of Supply Code (SOSC)**

A code which identifies the activity as a potential source of supply.

**Codes used in the United States**

<b>Routing Identifier Code RIC</b>	<b>Activity Code AC</b>	<b>Service/Activity &amp; Location</b>
A12	AJ	U.S. ARMY SOLDIER'S BIOLOGICAL & CHEMICAL COMMAND, NATICK, MA 01760
A35	CD	U.S. ARMY WAR RESERVE COMMAND, MATERIEL MANAGEMENT TEAM, NEW CUMBERLAND, PA 17070-5008
AKZ	AZ	US ARMY TANK-AUTOMOTIVE AND ARMAMENTS COMMAND WARREN, MI 48397-5000
AP5	CA	U.S. ARMY SOLDIER'S BIOLOGICAL & CHEMICAL COMMAND, U.S. ARMY SUPPORT ACTIVITY, PHALIDELPHIA,PA 19101-3460
B14	BF	U.S. ARMY ARMAMENT AND CHEMICAL ACQUISITION AND LOGISTICS ACTIVITY, ATTN: AMSTA-AC, ROCK ISLAND,IL 61299-6000
B16	CL	US ARMY COMMUNICATIONS-ELECTRONICS COMMAND AND FORT MONMOUTH FORT MONMOUTH, NJ 07703-5016
B17	CT	U.S. ARMY AVIATION & MISSILE COMMAND (AIR), ATTN: AMSMI-LC-MM-C, REDSTONE ARSENAL,AL 35898-5230
B56	CM	US ARMY COMMUNICATIONS SECURITY LOGISTICS ACTIVITY FORT HUACHUCA, AZ 85613-7090
B63	N/A	USA BIOLOGICAL DEPOT, WASH, DC MAIL - COMMANDING GENERAL, WALTER REED ARMY MEDICAL CENTER, ATTN: CHIEF SUPPLY CONTROL BRANCH WASH, DC 20012
B64	BD	U.S. ARMY AVIATION & MISSILE COMMAND, ATTN: AMSMI-LC-MM-C, REDSTONE ARSENAL,AL 35858-5230
B69	AM	US ARMY MEDICAL MATERIEL AGENCY FREDERICK, MD 21701-5001
B69	AS	US ARMY MEDICAL MATERIEL AGENCY FREDERICK, MD 21701-5001
BAM	AT	SIMULATION, TRAINING AND INSTRUMENTATION COMMAND ORLANDO, FL 32826-3276
BAM	BS	SIMULATION, TRAINING AND INSTRUMENTATION COMMAND ORLANDO, FL 32826-3276
BS7	AV	TELEVISION-AUDIO SUPPORT ACTIVITY SACRAMENTO, CA 95813-5019
BS7	BS	TELEVISION-AUDIO SUPPORT ACTIVITY SACRAMENTO, CA 95813-5019
CAT	N/A	CATERPILLAR INC, DEFENSE AND FEDERAL PRODUCTS DIV 14009 OLD GALENA ROAD, MOOSVILLE, IL 61552
CLC	AU	THALES RAYTHEON SYSTEMS CO 2000 EAST EL SEGUNDO BLVD EL SEGUNDO, CA 90245-0902
CLC	BS	THALES RAYTHEON SYSTEMS CO 2000 EAST EL SEGUNDO BLVD EL SEGUNDO, CA 90245-0902
F01	TL	LOCKHEED MARTIN AERONAUTICAL SYSTEMS, EAGLE GLOBAL LOGISTICS FOR DEPOT STORAGE 15001 PETERSON CT FORT WORTH, TX 76177-2324
F04	TT	AIR FORCE MEDICAL LOGISTICS OFFICE/FOM-C 1423 SULTAN DR, STE 200 FORT FREDERICK, MD 21702-5006
F06	TL	LOCKHEED MARTIN AERONAUTICS FOR DEPOT STORAGE ONLY BLDG 4002 X ST DOCK 2 KEESLER AFB, MS 39534-5249
F08	TD	AEROSPACE INTEGRATION CORPORATION FOR DEPOT STORAGE ONLY 5555 JOHN GIVENS RD CRESTVIEW, FL 32539-7019

Routing Identifier Code RIC	Activity Code AC	Service/Activity & Location
F09	TL	LOCKHEED MARTIN MISSION SYSTEMS FOR DEPOT STORAGE ONLY 111 W. BETTERAVIA RD SANTA MARIA CA 93455-1120
F13	TP	PRATT & WHITNEY FOR DEPOT STORAGE ONLY 400 MAIN ST. MS 605 04 EAST HARTFORD, CT 06108-0968
F16	SI	ROLLS ROYCE CORPORATION FOR DEPOT STORAGE ONLY 2001 S. TIBBS AVE INDIANAPOLIS, IN 42641-4812
F20	TB	BOEING INTEGRATED DEFENSE SYSTEM FOR DEPOT STORAGE ONLY 4615 S. OLIVER ST WICHITA, KS 67210-1614
F27	TG	WARNER ROBINS AIR LOGISTICS CENTER 425 EASTMANT ST DR350 01 ROBINS AFB, GA 31098-1811
F28	TB	THE BOEING COMPANY FOR DEPOT STORAGE ONLY 626 ANCHORS ST NW FORT WALTON BEACH, FL 32548-7013
F2U	TG	WARNER-ROBINS AIR LOGISTICS CENTER 455 BYRON ST ROBINS AFB, GA 31098-1887
F43	TQ	HONEYWELL TECHNICAL SERVICES, INC 110 BAYFIELD DR COLORADO SPRINGS, CO 80906-4634
F46	TB	THE BOEING COMPANY 7755 E. MARGINAL WAY S. SEATTLE, WA 98108-4002
F4U	SU	OGDEN AIR LOGISTICS CENTER 5851 F AVE HILL AFB UT 84056-5713
F50	TB	THE BOEING COMPANY C-130 AVIONICS MOD PROGRAM
F52	TV	INTERNATIONAL TELEPHONE & TELEGRAPH (ITT) FOR DEPOT STORAGE ONLY 4450 E. FOUNTAIN BLVD COLORADO SPRINGS, CO 80916-2153
F56	TO	FD9490 SOFSA EMB FOR DEPOT STORAGE ONLY 5749 BRIAR HILL RD LEXINGTON, KY 40516-9721
F59	TN	NORTHROP GRUMMAN IS ACS FOR DEPOT STORAGE ONLY 6401 S. AIR DEPOT BLVD OKLAHOMA CITY, OK 73135-5911
F63	TC	COMPOSITE ENGINEERING, INC FOR DEPOT STORAGE ONLY 5281 RALEY BLVD SACRAMENTO, CA 95838
F74	TN	NORTHROP GRUMMAN CORPORATION USAF DEPOT CO AAR DEF COR FOR DEPOT STORAGE ONLY 7977 NE INDUSTRIAL BLVD MACON, GA 31216-7742
F77	TB	BOEING LOGISTICS SPARES, INC FOR DEPOT STORAGE ONLY 5690 SOUTHFIELD CT STE 200 FOREST PART, GA 30297-2524
F78	TM	NORTHROP GRUMMAN GLOBAL HAWK REDISTRIBUTION DEPOT 16710 VIA DEL CAMPO CT SAN DIEGO, CA 92127-1712
F7X	SJ	AIR FORCE CRYPTOLOGIC SUPPORT GROUP 230 HALL BLVD, STE 158 SAN ANTONIO, TX 78243-7056
F80	TG	WARNER ROBINS AIR LOGISTICS CENTER ROBINS AFB, GA 31098-5609
F81	TL	LOCKHEED MARTIN C5 FOR DEPOT STORAGE ONLY 244 TERMINAL RD GREENVILLE, SC 29605-5508
F83	TF	GENERAL ATOMICS ASI FOR DEPOT STORAGE ONLY 16761 VIA DEL CAMPO CT SAN DIEGO, CA 92127-1713
F85	TV	INTERNATIONAL TELEPHONE & TELEGRAPH (ITT) SPACELIFT RANGE SYSTEM CONTROL FOR DEPOT STORAGE ONLY PO BOX 325307 PATRICK AFB, FL 32925-4307
F8U	SX	OKLAHOMA AIR LOGISTICS CENTER DEPOT STORAGE FACILITY 3001 STAFF DR TINKER AFB, OK 73145-3303
F92	ST	AIR FORCE CLOTHING AND TEXTILE OFFICE PHILADELPHIA, PENNSYLVANIA 19101-8419
F97	SR	HQ AIR FORCE ENGINEERING AND SERVICES CENTER/AFESC TYNDALL AFB, FLORIDA 32403-6001
FG5	SU	OGDEN AIR LOGISTICS CENTER 6033 ELM LANE HILL AFB, UT 84056-5619
FGL	SK	AF NUCLEAR WEAPONS PRODUCT SUPPORT CENTER 1551 WYOMING BLVD SE KIRTLAND AFB, NM 85117-0001

Routing Identifier Code RIC	Activity Code AC	Service/Activity & Location
FGZ	SU	OGDEN AIR LOGISTICS CENTER 5851 F AVE HILL AFB, UT 84056-5713
FHZ	SX	OKLAHOMA CITY AIR LOGISTICS CENTER 3001 STAFF DRIVE TINKER AFB, OK 73145-3303
FL5	TG	WARNER-ROBINS AIR LOGISTICS CENTER LETTERKENNY MUNITIONS 1 OVERCASH AVE CHAMBERSBURG, PA 17201-4150
FLZ	TG	WARNER-ROBINS AIR LOGISTICS CENTER 455 BYRON ST ROBINS AFB, GA 31098-1860
FMS	TD	AIR FORCE LOGISTICS COMMAND INTERNATIONAL LOGISTICS CENTER/MI WRIGHT PATTERSON AFB, OH 45433-5001
FND	N/A	AFMPC/MPCCM RANDOLPH AFB, TEXAS 78148
FNF	SA	AFLC COMMAND CHAPLAIN HQ AFLC/HC WRIGHT-PATTERSON AFB, OHIO 45433-5001
FPD	SJ	AIR FORCE CRYPTOLOGIC SUPPORT GROUP 230 HALL BLVD, BLDG 2028 SAN ANTONIO, TX 78243-7081
FPH	SP	AIR FORCE PETROLEUM AGENCY SCIENCE & TECHNOLOGY DIVISION;AFPA/PTPT; 2430 C ST, BLD 70, AREA B; WRIGHT-PATTERSON AFB, OH 45433-7632
FPK	SC	SAN ANTONIO AIR LOGISTICS CENTER KELLY AFB, TEXAS 78241-5000
FPZ	SP	SAN ANTONIO AIR LOGISTICS CENTER KELLY AFB, TEXAS 78241-5000
FZZ	TG	WR-ALC/LX 235 BYRON ST, STE 19A ROBINS AFB,GA 31098-1670
G13	47	DEPARTMENT OF COMMERCE NATIONAL OCEANIC AND ATMOSPHERIC ADMINISTRATION NATIONAL WEATHER SERVICE - ENGINEERING DIVISION 1325 EAST-WEST HIGHWAY W/OSO322, SSMC2 SILVER SPRING MD 20910
G14	47	NATIONAL WEATHER SERVICE NATIONAL RECONDITIONING CENTER (NRC) 1520 E. BANNISTER ROAD KANSAS CITY, MO 64131
G36	54	VETERANS ADMINISTRATION SUPPLY DEPOT (901E) P.O. BOX 27 HINES, IL 60141
G69	48	DEPARTMENT OF TRANSPORTATION FEDERAL AVIATION ADMINISTRATION ATTN: COE AML-030 TSF BLDG 215 PO BOX 25082 OKLAHOMA CITY, OK 73125-0082
GF0	75	GENERAL SERVICES ADMINISTRATION GENERAL PRODUCTS COMMODITY CENTER FORT WORTH, TX 76102
GGE	73	GENERAL SERVICES ADMINISTRATION AUTOMATED DATA AND TELECOMMUNICATIONS SERVICES ELECTRONIC SERVICE DIVISION (WCE) 7TH & D STREETS, SW WASHINGTON, D.C. 20407
GK0	75	GENERAL SERVICES ADMINISTRATION TOOLS MATERIAL MANAGEMENT DIVISION KANSAS CITY, MO 64131
GN0	75	GENERAL SERVICES ADMINISTRATION OFFICE OF SUPPLIES AND PAPER PRODUCTS COMMODITY CENTER NEW YORK, NY 10278
GQ0	75	GENERAL SERVICES ADMINISTRATION OFFICE AND SCIENTIFIC EQUIPMENT COMMODITY CENTER WASHINGTON, D.C. 20406
GSA	75	GENERAL SERVICES ADMINISTRATION WASHINGTON, D.C. 20406
GT0	75	GENERAL SERVICES ADMINISTRATION PRINTS AND CHEMICALS COMMODITY CENTER AUBURN, WASHINGTON 98002
GV0	75	GENERAL SERVICES ADMINISTRATION FURNITURE COMMODITY CENTER WASHINGTON, D.C. 20406
H9A	XA	SPECIAL OPERATIONS FORCES SPT ACTY, BLDG 221 BLUE GRASS STATION, 5751 BRIAR HILL ROAD, LEXINGTON, KY 40512-4063
H9D	XJ	HQ USSOCOM/SOAL-LM 700 TAMPA POINT BLVD MACDILL AFB FL
H9D	SO	SPECIAL OPERATIONS FORCES SUPPORT AGENCY (SOFSA) ICP BLDG 220 5749 BRIAR HILL RD LEXINGTON KY 40516-9721
HAD	XB	FIELD COMMAND, DEFENSE SPECIAL WEAPONS AGENCY KIRTLAND AFB, NEW MEXICO 85117-5669.
HGD	XB	HONEYWELL FEDERAL MANUFACTURING AND TECHNOLOGIES, KANSAS CITY, MO

Routing Identifier Code RIC	Activity Code AC	Service/Activity & Location
HM8	DH	DEFENSE SUPPLY CENTER RICHMOND (MAPPING) RICHMOND, VA 23297-5335
L01	PA	COASTAL SYSTEMS STATION DAHLGREN DIVISION NAVAL SURFACE WARFARE CENTER PANAMA CITY, FL 32407-7001
L05	PA	BAE SYSTEMS MARINE LTD, LANS BLDG C-08, BARROW-IN-FURNESS, CUMBRIA ENGLAND LA14 1AF
L46	PA	ZODIAC OF NORTH AMERICA INC., ATTN: JACKIE DOLCH TEL. 410 -643-4141, 540 THOMPSON CREEK ROAD, STEVENSVILLE, MD 21666
LA1	PA	FEDERAL PRISON INDUSTRIES FC1 ESTILL 100 PRISON RD ESTILL SC 29918-0699
LA2	PA	TRACK INTERNATIONAL PRIME CONTRACTOR 369 W WESTERN AVE PORT WASHINGTON WI 53074-0990
LA3	PA	TEREX CRANES INC CONWAY OPERATION PO BOX 260002 CONWAY SC 29528-6002
LA4	PA	LITTON ELECTRO OPTICS SYSTEMS DIV ATTN US MARINE CORPS 12024 FORRESTGATE DRIVE DALLAS TX 75243-5411
LA5	PA	HAYES DIVERSIFIED TECHNOLOGIES 10844 E AVE, SUITE A1 HESPERIA CA 92345-5000
LA6	PA	ADVANCED VEHICLE SYSTEMS INC 600 NEW HAMPSHIRE AVE NW SUITE 1000 WASHINGTON DC 20037-2485
LA9	PA	OSHKOSH TRUCK CORPORATION PO BOX 2566 2225 MINNESOTA ST OSHKOSH WI 54902-7021
LB2	PA	LION-VALLEN INDUSTRIES 6450 POE AVE STE 300 DAYTON, OH 45414-2646
LB3	PA	ISOMETRICS INC, 1266 N SCALES ST. PO BOX 660, ROCKINGHAM COUNTY, REIDSVILLE, NC 26320-8306
LB4	PA	NAVISTAR INTERNATIONAL CORPORATION TRUCK OHIO PLAN, 6125 URBANA RD. PO BOX 600, SPRINGFIELD, OH 45501-0600
LB7	PA	INGERSOLL RAND, MF M67854 01 L 3086, 501 SANDFORD AVE, MOCKSVILLE NC 27028-2919
LB8	PA	ELGIN SWEEPER COMPANY SUBSIDIARY OF FEDERAL SIGNAL CORPS 1300 WEST BARTLETT ROAD ELGIN IL 60120-7429
LC1	PA	XR RAYTHEON CO HANGER FACILITY BLDG 11005 BIGGS ARMY AIRFIELD EL PASO TX 79916-0001
LC2	PA	INGERSOLL-RAND EQUIPMENT AND SERVICES CO 12311 WEST SILVER SPRING DRIVE MILWAUKEE, WI 53225
LC3	PA	KALYN SIEBERT, 1505 WEST MAIN STREET, P.O. BOX 1078, GATESVILLE, TX 76528-6078
LC5	PA	GENERAL DYNAMICS AMPHIBIOUS SYSTEMS FACILITY CODE 07LT9 14041 WORTH AVENUE WOODBRIDGE VA 22192-4123
LC6	PA	RAYTHEON COMPANY PO BOX 801 MCKINNEY, TX 75070-0801
LC7	PA	UNITED DEFENSE LP GROUND SYSTEM DIVISION P.O. BOX 15512 YORK, PA 17405-1512
LC8	PA	CATERPILLAR INC DEFENSE FEDERAL PRODUCTS TC A 14009 OLD GALENDA RD MOSSVILLE, IL 61552-0470
LC9	PA	AM GENERAL PO BOX 728 408 SOUTH BYRKIT ST MISHAWAKA, IN 46544-0728
LD2	PA	AEROVIRONMENT, 69 MORELAND RD, SIMI VALLEY, CA 93065-1662
LD3	PA	RO DEFENSE INC., 48 RAWLS SPRING LOOP RD, HATTIESBURG, MS 39402-7801
LD4	PA	NORDIC AIR, INC. 5455 ROUTE 307 WEST GENEVA, OH 44041
LD6	PA	HARRIS CORP GCSD, 2400 PALM BAY RD NE, PALM BAY FL 32905-3399
LD9	PA	GYROCAM SYSTEMS LLC, 8100 15TH STREET EAST, SARASOTA, FL 34243
M00	PA	RAYTHEON SYSTEMS COMPANY L00682, 2501 WEST UNIVERSITY DRIVE, P.O. BOX 801 M/S 8064, MCKINNEY TX 7570-0801

Routing Identifier Code RIC	Activity Code AC	Service/Activity & Location
M01	PA	TRAK INTERNATIONAL PRIME CONTRACTOR 369 W WESTERN AVE PORT WASHINGTON WI 53074-0990
M05	PA	BAE SYSTEMS MARINE LTD, LANS BLDG M05C-08, BARROW-IN-FURNESS, CUMBRIA ENGLAND LA 141AF
M20	PA	UNITED DEFENSE LP GROUND SYSTEMS DIV 1100 BAIRS RD, P.O. BOX 15512 YORK, PA 17405-1512
M31	PA	CATERPILLAR INC, DEFENSE FEDERAL PRODUCTS TCA, 14009 OLD GALENA RD, MOSSVILLE, IL 61522-0407
M32	PA	LION-VALLEN INDUSTRIES 6450 POE AVE STE 300 DAYTON, OH 45414-2646
MA6	PA	ADVANCED VEHICLE SYSTEMS INC, L00864 600 NW HAMPSHIRE AVE, NW, STE 1000, WASHINGTON, DC 20037
MA7	PA	HAYES DIVERSIFIED TECHNOLOGIES L00679, 10844 E AVE STE A1, HESPERIA, CA 92345
MA8	PA	AM GENERAL L00211, P.O. BOX 728, 420 SOUTH BYRKIT ST. MISHAWAKA, IN 46522-3012
MA9	PA	OSHKOSH TRUCK COMPANY, OSHKOSH, WI 54901
MHQ	PM	HEADQUARTERS MARINE CORPS WASHINGTON, D.C. 20380
MPB	PA	COMMANDING GENERAL MARINE CORPS LOGISTICS BASE G647-1, BLDG. 3700 ALBANY, GEORGIA 31704-5000
MTC	PA	AMERICAN CRANE CORPORATION DBA TEREX AMERICAN INC 202 RALEIGH ST WILMINGTON, NC 28412-6363
N17	N/A	NAVY RESALE AND SERVICE SUPPORT OFFICE FORT WADSWORTH STATEN ISLAND, NY 10305
N21	KA	NAVAL AIR SYSTEM COMMAND WASHINGTON, D.C. 20360
N22	HP	NAVAL SUPPLY SYSTEMS COMMAND WASHINGTON, D.C. 20376
N23	HA	NAVAL SEA SYSTEMS COMMAND WASHINGTON, D.C. 20362
N23	HB	NAVAL SEA SYSTEMS COMMAND WASHINGTON, D.C. 20362
N24	JK	NAVAL SEA SYSTEMS COMMAND WASHINGTON, D.C. 20362
N24	N/A	PROGRAM EXECUTIVE OFFICER, EXPEDITIONARY WARFARE, ATTN: PMS 325J 2531 JEFFERSON DAVIS HIGHWAY, ARLINGTON, VA 22242-5171
N25	N/A	NAVAL FACILITIES ENGINEERING COMMAND ALEXANDRIA, VIRGINIA 22332
N26	N/A	BUREAU OF NAVAL PERSONNEL WASHINGTON, D.C. 20370
N32	KE	NAVAL INVENTORY CONTROL POINT PHILADELPHIA, PENNSYLVANIA 19111-5098
N35	HD	NAVAL INVENTORY CONTROL POINT MECHANICSBURG, PENNSYLVANIA 17055-0788
N35	HX	NAVAL INVENTORY CONTROL POINT MECHANICSBURG, PENNSYLVANIA 17055-0788
N35	JF	NAVAL INVENTORY CONTROL POINT MECHANICSBURG, PENNSYLVANIA 17055-0788
N39	HW	MILITARY SEALIFT COMMAND WASHINGTON, D.C. 20390
N43	N/A	NAVY FOOD SERVICE SYSTEMS OFFICE WASHINGTON NAVY YARD WASHINGTON, D.C. 20374
N44	JV	STRATEGIC SYSTEMS PROJECT OFFICE WASHINGTON, D.C. 20376
N45	GR	NAVAL TRAINING SYSTEM CENTER ORLANDO, FLORIDA 32813
N47	N/A	NAVY FLEET MATERIAL SUPPORT OFFICE MECHANICSBURG, PA 17055
N48	N/A	NAVAL EDUCATION AND TRAINING PROGRAM DEVELOPMENT CENTER PENSACOLA, FLORIDA 32509
N56	KN	BUREAU OF MEDICINE AND SURGERY WASHINGTON, D.C. 20390
N57	N/A	CHIEF OF NAVAL OPERATIONS WASHINGTON, D.C. 20350

Routing Identifier Code RIC	Activity Code AC	Service/Activity & Location
N64	N/A	COMMANDER NAVAL INTELLIGENCE COMMAND 4600 SILVER HILL ROAD WASHINGTON, D.C. 20389
N67	N/A	NAVAL AIR TECHNICAL SERVICES FACILITY PHILADELPHIA, PENNSYLVANIA 19111
N68	N/A	NAVAL UNDERWATER SYSTEMS CENTER NEWPORT, RI 02840
N77	HC	SPACE AND NAVAL WARFARE SYSTEMS COMMAND WASHINGTON, D.C. 20363
N79	GE	NAVAL MINE ENGINEERING FACILITY YORKTOWN, VIRGINIA 23491
N84	N/A	NAVAL SHIP WEAPON SYSTEMS ENGINEERING STATION (CODE 5200) PORT HUENEME, CALIFORNIA 93041
NCB	JG	NAVAL ORDNANCE CENTER P.O. BOX 2011 MECHANICSBURG, PENNSYLVANIA 17055-0788
NDZ	N/A	NAVAL SUPPLY CENTER SAN DIEGO, CALIFORNIA 92131
NFZ	KE	NAVAL PUBLICATIONS AND FORMS DIRECTORATE NAVAL INVENTORY CONTROL POINT PHILADELPHIA, PENNSYLVANIA 19111-5098
NMP	HD	NAVAL INVENTORY CONTROL POINT P.O. BOX 2020 MECHANICSBURG, PA 17055-0788
NMZ	N/A	NAVAL INVENTORY CONTROL POINT P.O. BOX 2020 MECHANICSBURG, PA 17055-0788
NRP	HD	NAVICP-ERP 700 ROBBINS AVENUE PHILADELPHIA, PA 19111-5098
NRP	HX	NAVICP-ERP 700 ROBBINS AVENUE PHILADELPHIA, PA 19111-5098
NRP	JF	NAVICP-ERP 700 ROBBINS AVENUE PHILADELPHIA, PA 19111-5098
NRP	KE	NAVICP-ERP 700 ROBBINS AVENUE PHILADELPHIA, PA 19111-5098
NRP	KA	NAVICP-ERP 700 ROBBINS AVENUE PHILADELPHIA, PA 19111-5099
NRP	HW	NAVICP-ERP 700 ROBBINS AVENUE PHILADELPHIA, PA 19111-5099
NRP	JS	NAVICP-ERP 700 ROBBINS AVENUE PHILADELPHIA, PA 19111-5099
NRP	JC	NAVICP-ERP 700 ROBBINS AVENUE PHILADELPHIA, PA 19111-5099
NRP	JN	NAVICP-ERP 700 ROBBINS AVENUE PHILADELPHIA, PA 19111-5099
NRP	HB	NAVICP-ERP 700 ROBBINS AVENUE PHILADELPHIA, PA 19111-5099
NRP	JK	NAVICP-ERP 700 ROBBINS AVENUE PHILADELPHIA, PA 19111-5099
NRP	JD	NAVICP-ERP 700 ROBBINS AVENUE PHILADELPHIA, PA 19111-5099
NRP	GR	NAVICP-ERP 700 ROBBINS AVENUE PHILADELPHIA, PA 19111-5099
NRP	HA	NAVICP-ERP 700 ROBBINS AVENUE PHILADELPHIA, PA 19111-5099
NRP	HC	NAVICP-ERP 700 ROBBINS AVENUE PHILADELPHIA, PA 19111-5099
NRP	JV	NAVICP-ERP 700 ROBBINS AVENUE PHILADELPHIA, PA 19111-5099
NRP	GE	NAVICP-ERP 700 ROBBINS AVENUE PHILADELPHIA, PA 19111-5099
NWS	TR	NATIONAL WEATHER SERVICE 1325 EAST WEST HIGHWAY W/GOSO322 SILVER SPRING, MD 20910
P64	XA	CRANE DIVISION NAVAL SURFACE WARFARE CENTER CODE 1121, BUILDING 41SE, 300 HIGHWAY 361 CRAVE, IN 47522-5010
P73	N/A	NAVAL UNDERSEA WARFARE ENGINEERING STATION SUPPLY DEPARTMENT KEYPORT, WA 98345
P87	XA	NAVAL SURFACE WARFARE CENTER COASTAL SYSTEMS STATION 6703 W. HIGHWAY 98 CODE SP40, BUILDING 435 PANAMA CITY, FL 32407-7001
PPZ	N/A	NAVAL AIR STATION SUPPLY DEPARTMENT PENSACOLA, FLORIDA 32508
PRZ	XA	NAVAL AIR WARFARE CENTER, AIRCRAFT DIVISION SUPPLY DEPARTMENT PATUXENT RIVER, MD 20670-5588
PSZ	N/A	PACIFIC MISSILE TEST CENTER POIT MUGU, CALIFORNIA 93042

Routing Identifier Code RIC	Activity Code AC	Service/Activity & Location
Q1G	KE	NAVAL ICP, PHILADELPHIA, PA 19111
Q1J	KE	NAVAL ICP, PHILADELPHIA, PA 19111
Q6D	JD	COMMUNICATIONS SECURITY MATERIAL SYSTEM 3801 NEBRASKA AVE N.W. WASHINGTON, D.C. 20390
Q81	JC	JOINT CRUISE MISSILE PROJECT OFFICE WASHINGTON, D.C. 20360
R29	N/A	SSPO TECHNICAL REPRESENTATIVE (SSPOTR) SPERRY RAND CORP. SPERRY SYSTEMS MANAGEMENT DIVISION GREAT NECK, NEW YORK 11020
R31	N/A	NAVAL PLANT REPRESENTATIVE (SPL(W)) P.O. BOX 504 SUNNYVALE, CALIFORNIA 94088
R32	N/A	NAVAL SHIP ENGINEERING CENTER NAVAL STATION NORFOLK, VIRGINIA 23511
R33	N/A	NAVAL PLANT TECHNICAL REPRESENTATIVE (SPA) AUTONETICS DIVISION OF ROCKWELL INTERNATIONAL, INC. ANAHEIM, CALIFORNIA 92803
R41	JN	COMMANDING OFFICER NAVAL CONSTRUCTION BATTALION CENTER CIVIL ENGINEER SUPPORT OFFICE CODE 15324 PORT HUENEME, CALIFORNIA 93043-5000
R48	HP	NAVAL SUPPLY SYSTEMS COMMAND ARLINGTON, VA 22241-5360
R58	N/A	NAVY RECRUITING COMMAND ARLINGTON, VIRGINIA 22203
RAZ	N/A	NAVAL PLANT REPRESENTATIVE (SPL-60) LOCKHEED MISSILE AND SPACE CO. P.O. BOX 504 SUNNYVALE, CALIFORNIA 94088
RCZ	N/A	NAVAL PLANT REPRESENTATIVE (SPG) GENERAL ELECTRIC ORDNANCE SYSTEMS PITTSFIELD, MASSACHUSETTS 01201
RKZ	N/A	NAVAL PLANT TECHNICAL REPRESENTATIVE (SPI) INTERSTATE ELECTRONICS CORP. ANAHEIM, CALIFORNIA 92803
RTF	XA	SPAWAR SYSCEN, CHARLESTON P.O. BOX 190022 NORTH CHARLESTON, SC 29419-9002
S9C	AX	DEFENSE SUPPLY CENTER COLUMBUS, OHIO 43215
S9E	TX	DEFENSE SUPPLY CENTER COLUMBUS, COLUMBUS, OH 43218
S9F	KY	DEFENSE FUEL SUPPLY CENTER CAMERON STATION ALEXANDRIA, VA 22314
S9G	CX	DEFENSE SUPPLY CENTER RICHMOND, VIRGINIA 23297
S9I	KZ	DEFENSE INDUSTRIAL SUPPLY CENTER PHILADELPHIA, PENNSYLVANIA 19111
S9M	KX	DEFENSE SUPPLY CENTER PHILADELPHIA DIRECTORATE OF MEDICAL MATERIEL PHILADELPHIA, PENNSYLVANIA 19111
S9P	CZ	DEFENSE SUPPLY CENTER PHILADELPHIA PERISHABLE SUBSISTENCE PHILADELPHIA, PENNSYLVANIA 19101
S9R	CR	DEFENSE SUPPLY CENTER RICHMOND, RICHMOND, VIRGINIA 23297
S9S	CZ	DEFENSE SUPPLY CENTER PHILADELPHIA NONPERISHABLE SUBSISTENCE PHILADELPHIA, PENNSYLVANIA 19101
S9T	CY	DEFENSE SUPPLY CENTER PHILADELPHIA PHILADELPHIA, PENNSYLVANIA 19101
SMS	GX	DEFENSE LOGISTICS AGENCY, ENTERPRISE BUSINESS SYSTEMS
ZNC	XG	COMMANDING OFFICER, USCG SURFACE FORCE LOGISTICS CENTER, CODE 028, MIL STOP 25, 2401 HAWKINS POINT ROAD, BALTIMORE, MARYLAND 21226-5000
ZQC	XH	COMMANDING OFFICER, DEPARTMENT OF HOMELAND SECURITY, USCG AVIATION LOGISTICS CENTER, 1664 WEEKSVILLE ROAD, ELIZABETH CITY, NC 27909

See [DRN 3690](#) for format

**Annex G27 - Table 38 - Source of Supply Modifier Codes (SOSMC)**

A code denoting routing information for requisitions which cannot be addressed to a single MILSTRIP routing identifier or when a single routing identifier cannot be assigned.

**Codes used in the United States**

<b>Code</b>	<b>Explanation</b>
JCA	Authorization and Procurement Purposes (Integrated Materiel Manager (IMM)/Service)
JCD	Delete
JCK	Condemned
JCL	Local Manufacture - Fabricate or Assembly (DLA/Service)
JCM	Depot Manufacture - Fabricate or Assembly (Service, except Air Force)
JCR	Reference to Phrase (Service)
JDC	Commercial (DLA)
JDF	Defense Fuel Supply Center (DFSC) Distribution Plan/Contact Bulletin and Special Procurement Programs
JDS	DLA Supply Schedule
JSB	Schedule of Blind-Made Products (Service)
JSC	Commercial (Service)
JSP	Federal Prison Industries (Service)
JSY	Local Purchase U3A, Appendix A, Aircraft spares only
JVC	Commercial (VA)
JVS	Federal Supply Schedule/Decentralized Schedule (VA)

**Code Structure :**

- a. First position (J) indicates nondefinitive routing identifier.
- b. Second position indicates : C - Category, D - Defense Logistics Agency (DLA), S - Service, V - Veterans Administration (VA).
- c. Third position indicates source or further defines the category.



---

**Annex G28 - Table 39 - Reparability Code (REP CODE)**

A code denoting the reparability employed in the management of an item of supply.

<b>Code</b>	<b>Explanation</b>
A	Non reparable item, which requires special handling or condemnation procedures because of specific reasons. Refer to appropriate manual/directives for specific instructions.
B	Reparable item, which requires special handling or condemnation procedures because of specific reasons. Refer to appropriate manual/directives for specific instructions.
C	Reparable item. Repair under special conditions in accordance with national directives.

**Annex G29 -Table 40 - NATO Currency Code (NATO CUR CODE)**

A code, based on ISO STANDARD 4217, indicating the currency in which a unit price is expressed.

**NATO countries:**

<b>Country</b>	<b>Currency</b>	<b>Code</b>
ALBANIA	Lek	ALL
BELGIUM	Euro	EUR
BULGARIA	Lev	BGN
CANADA	Canadian Dollar	CAD
CROATIA	Croatian Kuna	HRK
CZECH REPUBLIC	Czech Koruna	CZK
DENMARK	Danish Krone	DKK
ESTONIA	Euro	EUR
FRANCE	Euro	EUR
GERMANY	Euro	EUR
GREECE	Euro	EUR
HUNGARY	Forint	HUF
ICELAND	Iceland Krona	ISK
ITALY	Euro	EUR
LATVIA	Euro	EUR
LITHUANIA	Euro	EUR
LUXEMBOURG	Euro	EUR
MONTENEGRO	Euro	EUR
NETHERLANDS	Euro	EUR
NORWAY	Norwegian Krone	NOK
POLAND	Zloty	PLN
PORTUGAL	Euro	EUR
ROMANIA	New Leu	RON
SLOVAKIA	Euro	EUR
SLOVENIA	Euro	EUR
SPAIN	Euro	EUR
TURKEY	New Turkish Lira	YTL
UNITED KINGDOM	Pound Sterling	GBP
UNITED STATES	US Dollar	USD

**Tier 2 sponsored non-NATO countries:**

<b>Country</b>	<b>Currency</b>	<b>Code</b>
ARGENTINA	Argentine Peso	ARS
AUSTRALIA	Australian Dollar	AUD
AUSTRIA	Euro	EUR
BRAZIL	Brazilian Real	BRL
COLOMBIA	Colombian Peso	COP
FINLAND	Euro	EUR
INDIA	Indian Rupee	INR
INDONESIA	Indonesian Rupiah	IDR
ISRAEL	New Israeli Sheqel	ILS
KOREA, REP. OF	Won	KRW
MALAYSIA	Malaysian Ringgit	MYR
MOROCCO	Moroccan Dirham	MAD
NEW ZEALAND	New Zealand Dollar	NZD
SERBIA	Serbian Dinar	RSD
SINGAPORE	Singapore Dollar	SGD
SWEDEN	Swedish Krona	SEK
UKRAINE	Hryvnia	UAH
UNITED ARAB EMIRATES	UAE Dirham	AED

See [DRN 0856](#) for format

**Annex G30 - Table 41 - Demilitarization Code -DEMIL CODE-**

A code employed by the countries to identify each item requiring demilitarization and the type of demilitarization required.

Abbreviation used: **USML** = **United States Munitions List** (this is initially a term used in the United States, but other countries may have prepared national lists or many have adopted the US list).

Code			Explanation	Note
A			Demilitarization not required.	For USA: Non-USML
B			Mutilation to the point of scrap required worldwide.	For USA: USML
C			DEMIL required. Remove and/or demilitarize installed key point(s) eventually as prescribed in national demilitarization manuals, or lethal parts, components and accessories.	For USA: USML
D			DEMIL required. Destroy item and components to prevent restoration or repair to a usable condition.	For USA: USML
E			Demilitarization to be furnished by the DoD or national Demilitarization Program Office.	For USA: USML
F			DEMIL required. Item/Technical Managers or Equipment/Product Specialists will furnish Special DEMIL instructions.	For USA: USML
G			DEMIL required – Ammunition and Explosives (AE). Demilitarization, and if required, declassification and/or removal of sensitive marking or information, will be accomplished prior to physical transfer to a DLA Disposition Services site or national disposal office. This code will be used for all Atomic Energy Defense Activities (AEDA) items, including those which also require declassification and/or removal of sensitive markings or information.	For USA: USML (AEDA)
P			DEMIL required. Security Classified Item - Declassification, and any other required demilitarization, and removal of any sensitive markings or information, will be accomplished prior to accountability or physical transfer to a DLA Disposition Services site or national disposal office. This code will not be assigned to Ammunition, Explosive, and Dangerous Articles (AEDA).	For USA: USML (Security Classified Items)

Code			Explanation	Note
Q			Mutilation to the point of scrap required outside the United States. In the United States, mutilation requirement determined by the DEMIL Integrity Code. DOD Trade Security Controls (TSC) required in the United States.	Only for USA use. Commerce Control List Items (CCLI)
NULL			Demilitarization code is not used by the country logistics.	

**NOTES :**

1. Additional information may be found in the U.S. FLIS Cataloguing Publications at: <https://www.dla.mil/HQ/InformationOperations/DLMS/CDS/Publications.aspx>
2. DEMIL Codes H, J, K, L, M, N, and X were removed from this table because they are no longer valid codes for input as per U.S. DoD 4160.21-M-1. When performing maintenance actions on NSNs, please review these codes.

See [DRN 0167](#) for format.

## **Annex G31 - Table 126 - US ADPE Identification Code**

See DoD 4100.39-M, Volume 10, Table 159, available online at [FLIS Technical Procedures](#).

See [DRN 0801](#) for format.

## **Annex G32 - Table 127 - FSCs in US Requiring ADPE Identification Code**

See DoD 4100.39-M, Volume 10, Table 161, available online at [FLIS Technical Procedures](#).

## **Annex G33 - Table 128 - US Precious Metals Indicator Code (PMIC)**

See DoD 4100.39-M, Volume 10, Table 160, available online at [FLIS Technical Procedures](#).

See [DRN 0802](#) for format.



**Annex G34 - Table 129 - Type of Organizational Entity Code (TYPE O.E. CODE)**

A code which specifies the role of an entity with regard to NATO codification and/or military logistics agencies.

Type Code <sup>(2)</sup>	Explanation	Responsible Organization
A	US/Canada manufacturers	US NCB <sup>(1)</sup> (DLA Logistics Information Service-SBB)
C	Civilian Standards and Standards Organizations, including non-military government standards and standards organizations (example: ISO, DIN, BS, ANSI, etc.)	By country
E	D Non-US manufacturers which allocate source control reference	France only
	E Non-US manufacturers	By country
F	Non-manufacturers - Entities of the following types which do not manufacture: - Vendors/distributors - Sales offices - Retail establishments - Wholesale or jobbing establishments	By country
G	Service providers - Organizational entities that provide intangible services rather than products, such as the following: - Service organizations - Professional organizations, including engineering, construction and mining firms - Banks and universities - Providers of services, including consultation, training, research studies.  These NCAGEs may be assigned to individuals.	By country
H	Government departments or units, including military organizations	By country
I	AC/135 allocated special codes (example: IREF0)	By country
M	Military Standards and Standards Organizations (example: STANAGS, MILSPECs, DEFSTANs, etc.).	By country

**NOTES:**

- (1) For Canadian manufacturers, codes will be maintained by Canada.
- (2) Only one NCAGE shall be assigned to each entity. If an entity is a manufacturer, distributor, and/or a service provider, the Type Code shall be assigned based on the predominant activity of the entity (c.f. Chapter II, sub-paragraph 243.1.9).

See [DRN 4238](#) for format.

---

**Annex G35 - Table 136 - Reason Codes for proposed cancellation of NATO Stock Number in NATO Form AC/135-No 23 "Cancellation of NATO Stock Numbers (to be used after systemic Collaboration on NSN Cancellation implementation)**

**A) Reason Codes in Part A**

<b>Code</b>	<b>Explanation</b>
A	Change in item of supply concept
B	Error in NSN reference
C	Substitute item
D	Non-standard item
E	Item is no longer available from manufacturer
F	Other reason
G	Duplicate NSN

**B) Reason Codes in Part B**

<b>Code</b>	<b>Explanation</b>
Q	Concur: (earlier than 60 days)
X	Concur: Item needs to be maintained in the TIR until exhaustion of stock.
Y	Concur: Item needs to be maintained in the TIR until the end item is withdrawn from circulation.
Z	Nonconcur: Reason for reject.

See [DRN 6998](#) for format.

---

**Annex G36 - Table 137 - US State and Canadian Province Codes applicable to the STE field of revised KHN procedure****A) US State / Possession Codes**

<b>State / Possession</b>	<b>Code</b>
ALABAMA	AL
ALASKA	AK
AMERICAN SAMOA	AS
ARIZONA	AZ
ARKANSAS	AR
CALIFORNIA	CA
COLORADO	CO
CONNECTICUT	CT
DELAWARE	DE
DISTRICT OF COLUMBIA	DC
FEDERATED STATES OF MICRONESIA	FM
FLORIDA	FL
GEORGIA	GA
GUAM	GU
HAWAII	HI
IDAHO	ID
ILLINOIS	IL
INDIANA	IN
IOWA	IA
KANSAS	KS
KENTUCKY	KY
LOUISIANA	LA
MAINE	ME
MARSHALL ISLANDS	MH
MARYLAND	MD
MASSACHUSETTS	MA
MICHIGAN	MI
MINNESOTA	MN
MISSISSIPPI	MS
MISSOURI	MO
MONTANA	MT
NEBRASKA	NE
NEVADA	NV
NEW HAMPSHIRE	NH
NEW JERSEY	NJ
NEW MEXICO	NM
NEW YORK	NY
NORTH CAROLINA	NC

State / Possession	Code
NORTH DAKOTA	ND
NORTHERN MARIANA ISLANDS	MP
OHIO	OH
OKLAHOMA	OK
OREGON	OR
PALAU	PW
PENNSYLVANIA	PA
PUERTO RICO	PR
RHODE ISLAND	RI
SOUTH CAROLINA	SC
SOUTH DAKOTA	SD
TENNESSEE	TN
TEXAS	TX
TRUST TERRITORIES	TT
UTAH	UT
VERMONT	VT
VIRGIN ISLANDS	VI
VIRGINIA	VA
WASHINGTON	WA
WEST VIRGINIA	WV
WISCONSIN	WI
WYOMING	WY
ARMED FORCES AFRICA	*AA
ARMED FORCES AMERICAS (EXCEPT CANADA)	*AA
ARMED FORCES CANADA	*AE
ARMED FORCES EUROPE	*AE
ARMED FORCES MIDDLE EAST	*AE
ARMED FORCES PACIFIC	*AP

**NOTE :**

- \* US overseas military bases have State codes of AE, AA, or AP and do not normally have physical addresses. Their mail delivery is through the armed forces mail system and does not go through civilian postal systems at all. All US overseas military installations should have this type of address. They are considered part of the US NCAGE responsibility, regardless of where they are physically located.

**B) Canadian Province Codes**

<b>Province</b>	<b>Code</b>
ALBERTA	AB
BRITISH COLUMBIA	BC
MANITOBA	MB
NEW BRUNSWICK	NB
NEWFOUNDLAND AND LABRADOR	NL
NORTHWEST TERRITORIES	NT
NOVA SCOTIA	NS
NUNAVUT	NU
ONTARIO	ON
PRINCE EDWARD ISLAND	PE
QUEBEC	QC
SASKATCHEWAN	SK
YUKON TERRITORY	YT

### Annex G37 - Table 139 – Master Requirement Code (MRC)

Code assigned to each different approved IIG requirement. The MRC serves to identify the item characteristic defined by the requirement.

The list below shows the standard / additional MRCs applicable to all IIG.

Scope of application	MRC	Requirement statement
Purchases	ZZZP	Purchase description identification
Descriptive characteristics	CRTL	Criticality code justification
	ELCD	Extra-long characteristic description
	FEAT	Special / Supplementary features
	PRPY	Proprietary characteristics
	TEXT	General characteristics item description
	ZZZW	Departure from cited document
	ZZZX	Departure from cited designator
	ZZZY	Reference number differentiating characteristics
Classification	ZZZV	FSC application data
Item Name	CLQL	Colloquial name
	CXCY	Part name assigned by controlling agency
Tests	SPCL	Special test features
	TEST	Test data document
Specification/ Standard data	ZZZK	Specification/standard data
	ZZZT	Non-definitive specification / standard data
	ZZZW	Departure from cited document
	ZZZX	Departure from cited designator
Reference number	ELRN	Extra-long reference number

See [DRN 3445](#) for format.

### Annex G38 - Table 216 - DEMIL Integrity Codes

A table of codes that signify the status of a currently assigned demilitarization (DEMIL) code. DEMIL Integrity Codes (IC) are management codes to be used by the DoD Components to determine the validity of an items DEMIL code as assigned by the Primary Inventory Control Activity and verified by the DoD DEMIL Coding Management Office (DCMO). See NOTE below.

DEMIL INTEGRITY CODE	DEFINITION
BLANK	DEMIL code has not been reviewed by DCMO.
0	DEMIL code reviewed by DCMO. Recommended DEMIL code and current ICP DEMIL code are not equal. Presently in collaboration cycle.
1	DEMIL code reviewed by DCMO, recommended DEMIL code adopted by ICP, or no DEMIL code change recommended.
2	DEMIL code reviewed by DCMO and accepted by ICP (DEMIL Integrity Code = 1) however, ICP has since overridden/changed code.
3	Critical FSC/FSG MLI or Sensitive CCLI. Requires mutilation worldwide.
4	DEMIL code could not be validated — insufficient technical data available.
5	(1) Item reviewed and coded by Service/Agency ICP - without DCMO collaboration; or, (2) Service/Agency ICP changed the DEMIL code prior to completion of IC-0 review/collaboration cycle.
6	Non-Critical FSC/FSG MLI or Non-Sensitive CCLI. Requires mutilation overseas.
7	Forced Concurrence. DCMO has forced a DEMIL code change in FLIS. ICP has not responded to collaboration request (over 90 days old) or failed to update the DEMIL code in the ICPs legacy system.
8	ICP has non-concurred with a DCMO recommended DEMIL Code. Item DEMIL coding pending resolution.
9	Reserved for future use.

**NOTE:**

DEMIL IC 1, 3, 6 or 7 signifies that DCMO has verified DEMIL code as accurate and locked it in FLIS. DoD DEMIL Manual (DoD 4160.21-M-1) provides instructions regarding DEMIL Code changes after the lock is installed.

**Annex G39 - List of Tables in alphabetic order of Data Element Name**

Data Element	DRN	Table Number
Accounting Requirements Code, Army	2665	DoD 4100.39-M, Vol 10, Table 64, available online at: <a href="#">FLIS Technical Procedures</a>
Acquisition Advice Code [ AAC ]	2507	<a href="#">33</a> + DoD 4100.39-M, Vol 10, Table 97, available online at: <a href="#">FLIS Technical Procedures</a>
Air Force Budget Code - Management Data List	3765	DoD 4100.39-M, Vol 10, Table 67, available online at: <a href="#">FLIS Technical Procedures</a>
Automatic Data Processing Equipment Identification Code [ ADP EIC ]	0801	DoD 4100.39-M, Vol 10, Tables 159 + 161, available online at: <a href="#">FLIS Technical Procedures</a>
Cleaning and Drying Procedure Code [ CLNG-DRYNG-PRO-CD ]	5161	DoD 4100.39-M, Vol 10, Table 182, available online at: <a href="#">FLIS Technical Procedures</a>
Clear text explanation for proposed cancellation of NSN	6699	<a href="#">136</a>
Cognizance Code, Navy	2608	DoD 4100.39-M, Vol 10, Table 62 + 129, available online at: <a href="#">FLIS Technical Procedures</a>
Combat Essentiality Code, Marine Corps	3311	DoD 4100.39-M, Vol 10, Table 72, available online at: <a href="#">FLIS Technical Procedures</a>
Container National Stock Number (NSN) [ CTNR-NSN ]	5178	DoD 4100.39-M, Vol 10, Table 182, available online at: <a href="#">FLIS Technical Procedures</a>
Controlled Inventory Item Code [ CIIC ]	2863	<a href="#">34</a>
Cushioning and Dunnage Material Code [ CUSH-DUN-MAT-CD ]	5164	DoD 4100.39-M, Vol 10, Table 182, available online at: <a href="#">FLIS Technical Procedures</a>
Demilitarization Code [ DEMIL CODE ]	0167	<a href="#">41</a>
DEMIL Integrity Codes	0138	DoD 4100.39-M, Vol 10, Table 216, available online at: <a href="#">FLIS Technical Procedures</a>
Destination Activity Code [ DEST ACT CODE ]	3880	<a href="#">18</a>
DICs which, when successfully processed against an item identification resident in the TIR, will increment the NATO File Maintenance Sequence Number (DRN 1516)	-	22
Document Availability Code [ DAC ]	2640	<a href="#">05</a>



Data Element	DRN	Table Number
Expendability, Recoverability, Reparability Category Code, Air Force	2655	DoD 4100.39-M, Vol 10, Table 69, available online at: <a href="#">FLIS Technical Procedures</a>
Fund Code, Air Force	2695	DoD 4100.39-M, Vol 10, Table 68, available online at: <a href="#">FLIS Technical Procedures</a>
Intermediate Container Code [ INTMED-CTNR-CD ]	5167	DoD 4100.39-M, Vol 10, Table 182, available online at: <a href="#">FLIS Technical Procedures</a>
Intermediate Container Quantity [ INTMED-CTNR-QTY ]	5152	DoD 4100.39-M, Vol 10, Table 182, available online at: <a href="#">FLIS Technical Procedures</a>
Inventory Account Code, Coast Guard	0708	DoD 4100.39-M, Vol 10, Table 127, available online at: <a href="#">FLIS Technical Procedures</a>
Issue, Repair and/or Requisitioning Restriction Code, Navy [ IRRRC ]	0132	DoD 4100.39-M, Vol 10, Table 95 + 157, available online at: <a href="#">FLIS Technical Procedures</a>
Item Standardization Code [ ISC ]	2650	<a href="#">20</a>
Item Type Storage Code [ ITM-TYP-STOR-CD ]	5156	DoD 4100.39-M, Vol 10, Table 182, available online at: <a href="#">FLIS Technical Procedures</a>
Level A Packing Requirement Code [ LVL-A-PKG-RQMT-CD ]	5170	DoD 4100.39-M, Vol 10, Table 182, available online at: <a href="#">FLIS Technical Procedures</a>
Level B Packing Requirement Code [ LVL-B-PKG-RQMT-CD ]	5171	DoD 4100.39-M, Vol 10, Table 182, available online at: <a href="#">FLIS Technical Procedures</a>
Level C Packing Requirement Code [ LVL-C-PKG-RQMT-CD ]	5172	DoD 4100.39-M, Vol 10, Table 182, available online at: <a href="#">FLIS Technical Procedures</a>
Major Organizational Entity Code [ MOE CODE ]	2833	<a href="#">18</a>
Major Organizational Entity Rule Number [ MOE RULE No ]	8290	<a href="#">18</a>
Management Echelon Code, Marine Corps	2790	DoD 4100.39-M, Vol 10, Table 54, available online at: <a href="#">FLIS Technical Procedures</a>
Materiel Category Code, Army	2680	DoD 4100.39-M, Vol 10, Table 65, available online at: <a href="#">FLIS Technical Procedures</a>
Materiel Control Code, Navy	2832	DoD 4100.39-M, Vol 10, Table 63, available online at: <a href="#">FLIS Technical Procedures</a>
Materiel Identification Code, Marine Corps	4126	DoD 4100.39-M, Vol 10, Table 73, available online at: <a href="#">FLIS Technical Procedures</a>

Data Element	DRN	Table Number
Materiel Management Aggregation Code, Air Force	2836	DoD 4100.39-M, Vol 10, Table 66, available online at: <a href="#">FLIS Technical Procedures</a>
Method of Preservation Code [ MTHD-PRES-CD ]	5160	DoD 4100.39-M, Vol 10, Table 182, available online at: <a href="#">FLIS Technical Procedures</a>
NATO Character Sub-Set	-	21
NATO Code for NCB [ NCB CODE ]	4130	<a href="#">13</a>
NATO Commercial and Government Entity Code [ NCAGE CODE ]	4140	<a href="#">15</a>
NATO Commercial and Government Entity Status Designator Code [ NCAGESD CODE ]	2694	<a href="#">24</a>
NATO Currency Code [ NATO CUR CODE ]	0856	<a href="#">40</a>
NATO Item Identification Number Status Code [ NIIN SC ]	2670	<a href="#">01</a>
NCAGE Data Prefix Code [ NCAGEDPC ]	9565	23
Operational Test Code, Marine Corps	0572	DoD 4100.39-M, Vol 10, Table 123, available online at: <a href="#">FLIS Technical Procedures</a>
Optional Procedure Indicator Code [ OPTNL-PRO-IND-CD ]	5173	DoD 4100.39-M, Vol 10, Table 182, available online at: <a href="#">FLIS Technical Procedures</a>
Output Data Request Code [ ODRC ]	4690	03
Packaging Category Code [ PKG-CTGY-CD ]	5159	DoD 4100.39-M, Vol 10, Table 182, available online at: <a href="#">FLIS Technical Procedures</a>
Packaging Design Activity Code [ PKG-DSGN-ACTY-CD ]	5179	DoD 4100.39-M, Vol 10, Table 182, available online at: <a href="#">FLIS Technical Procedures</a>
Phrase Code [ PHRASE ]	2862	<a href="#">30</a>
Physical Category Code, Marine Corps	0573	DoD 4100.39-M, Vol 10, Table 124, available online at: <a href="#">FLIS Technical Procedures</a>
Precious Metals Indicator Code [ PMIC ]	0802	DoD 4100.39-M, Vol 10, Table 160, available online at: <a href="#">FLIS Technical Procedures</a>
Preservation Material Code [ PRES-CD ]	5162	DoD 4100.39-M, Vol 10, Table 182, available online at: <a href="#">FLIS Technical Procedures</a>
Primary/Secondary Inventory Control Activity Code [ PICA-SICA-IND-CD ]	5099	DoD 4100.39-M, Vol 10, Table 182, available online at: <a href="#">FLIS Technical Procedures</a>
Priority Indicator Code [ PIC ]	2867	<a href="#">07</a>
Quantity per Unit Pack Code [ QUPC ]	6106	<a href="#">32</a>

Data Element	DRN	Table Number
Reason Code for proposed cancellation of NATO Stock Number	6998	<a href="#">136</a>
Reason for Return/Notification Code	7325	130
Recoverability Code, Army	2892	DoD 4100.39-M, Vol 10, Table 87, available online at: <a href="#">FLIS Technical Procedures</a>
Recoverability Code, Marine Corps	2891	DoD 4100.39-M, Vol 10, Table 57, available online at: <a href="#">FLIS Technical Procedures</a>
Reference Number Category Code [ RNCC ]	2910	<a href="#">08</a>
Reference Number Format Code [ RNFC ]	2920	<a href="#">09</a>
Reference Number Justification Code [ RNJC ]	2750	<a href="#">06</a>
Reference Number Status Code [ RNSC ]	2923	<a href="#">14</a>
Reference Number Variation Code [ RNVC ]	4780	<a href="#">12</a>
Reference or Partial Descriptive Method Reason Code [ RPDMRC ]	4765	<a href="#">11</a>
Reparability Code [ REP CODE ]	-	<a href="#">39</a>
Reparability Code, Army [ REP CODE ARMY ]	2933	DoD 4100.39-M, Vol 10, Table 65, available online at: <a href="#">FLIS Technical Procedures</a>
Reparability Code, Coast Guard	0709	DoD 4100.39-M, Vol 10, Table 128, available online at: <a href="#">FLIS Technical Procedures</a>
Reparable Characteristics Indicator Code, DLA [ REP DLA ]	2934	DoD 4100.39-M, Vol 10, Table 130, available online at: <a href="#">FLIS Technical Procedures</a>
Request for Codification and Registration of User Code	2179	131
Return Code [ RET CODE ]	9480	02
Serial Number Control Code, Coast Guard	0763	DoD 4100.39-M, Vol 10, Table 150, available online at: <a href="#">FLIS Technical Procedures</a>
Shelf Life Code	2943	<a href="#">29</a>
Source of Supply Code [ SOSC ]	3690	<a href="#">37</a>
Source of Supply Modifier Code [ SOSMC ]	2948	<a href="#">38</a>
Special Characters for Control	-	04
Special Marking Code [ SP-MKG-CD ]	5169	DoD 4100.39-M, Vol 10, Table 182, available online at: <a href="#">FLIS Technical Procedures</a>
Special Material Content Code, Navy	0121	DoD 4100.39-M, Vol 10, Table 102, available online at: <a href="#">FLIS Technical Procedures</a>

Data Element	DRN	Table Number
Special Material Identification Code, Navy	2834	DoD 4100.39-M, Vol 10, Table 60, available online at: <a href="#">FLIS Technical Procedures</a>
Special Packaging Instruction (SPI) Date [ SPI-DT ]	5177	DoD 4100.39-M, Vol 10, Table 182, available online at: <a href="#">FLIS Technical Procedures</a>
Special Packaging Instruction (SPI) Number [ SPI-NBR ]	5175	DoD 4100.39-M, Vol 10, Table 182, available online at: <a href="#">FLIS Technical Procedures</a>
Special Packaging Instruction (SPI) Revision [ SPI-REV ]	5176	DoD 4100.39-M, Vol 10, Table 182, available online at: <a href="#">FLIS Technical Procedures</a>
Stores Account Code, Marine Corps	2959	DoD 4100.39-M, Vol 10, Table 55, available online at: <a href="#">FLIS Technical Procedures</a>
Submitter Code	3720	<a href="#">18</a>
Supplemental Instructions [ SUPMTL-INST ]	5174	DoD 4100.39-M, Vol 10, Table 182, available online at: <a href="#">FLIS Technical Procedures</a>
Thickness of Cushioning or Dunnage Code [ THK-CUSH-DUN-CD ]	5165	DoD 4100.39-M, Vol 10, Table 182, available online at: <a href="#">FLIS Technical Procedures</a>
Transaction Status Code	0854	26
Type of Item Identification Code [ TYPE II CODE ]	4820	<a href="#">10</a>
Type of Organizational Entity Code [ TYPE O.E. CODE ]	4238	<a href="#">129</a>
Unit Container Code [ UNIT-CTNR-CD ]	5166	DoD 4100.39-M, Vol 10, Table 182, available online at: <a href="#">FLIS Technical Procedures</a>
Unit Container Level Code [ UNIT-CTNR-LVL-CD ]	5168	DoD 4100.39-M, Vol 10, Table 182, available online at: <a href="#">FLIS Technical Procedures</a>
Unit of Issue Code [ UIC ]	3050	<a href="#">31</a>
Unit of Issue Conversation Factor	3053	<a href="#">35</a>
Unit of Measure of Related NSN	0107	<a href="#">36</a>
Unit Pack Cube [ UP-CU ]	5155	DoD 4100.39-M, Vol 10, Table 182, available online at: <a href="#">FLIS Technical Procedures</a>
Unit Pack Size [ UP-SZ ]	5154	DoD 4100.39-M, Vol 10, Table 182, available online at: <a href="#">FLIS Technical Procedures</a>
Unit Pack Weight [ UP-WT ]	5153	DoD 4100.39-M, Vol 10, Table 182, available online at: <a href="#">FLIS Technical Procedures</a>

Data Element	DRN	Table Number
Unit Price [ UP ]	8756	DoD 4100.39-M, Vol 10, Table 97, available online at: <a href="#">FLIS Technical Procedures</a>
Unpackaged Item Dimensions [ UNPKG-ITM-DIM ]	5158	DoD 4100.39-M, Vol 10, Table 182, available online at: <a href="#">FLIS Technical Procedures</a>
Unpackaged Item Weight [ UNPKG-ITM-WT ]	5157	DoD 4100.39-M, Vol 10, Table 182, available online at: <a href="#">FLIS Technical Procedures</a>
US Foreign/Domestic Designator Code [ US F/DDC ]	4235	<a href="#">25</a>
Using Service Code	0745	<a href="#">28</a>
Wrapping Material Code [ WRAP-MAT-CD ]	5163	DoD 4100.39-M, Vol 10, Table 182, available online at: <a href="#">FLIS Technical Procedures</a>

## ANNEX H - Automatic Testing Tool (ATT) Guidelines

### Introduction

This annex provides an overview of the Automated Testing Tool (ATT) designed to perform acceptance/compliance test of national codification software against rules as specified in ACodP-1, Chapter IV.

When a TIER 1 sponsored nation wants to apply for TIER 2 sponsorship or when a Tier1/Tier2 nation becomes a NATO nation or when a new codification software is launched in a current NATO or Tier 2 sponsored nation, compliance tests using AC/135 ATT will be carried out on the following areas:

- NATO Codification (NATO/Tier 2 nation and Tier 2 applicant nation);
- Administrative Tasks (Tier 2 applicant nation).

Based on AC/135 Main Group and Panel A requirements, ATT can be utilized for future routine tests of the NCS members in order to assure that their systems continue to comply with NCS rules for data exchange.

### Requirement for System Testing

A full test of the codification software used by an NCB must be carried out in the following circumstances:

1. When a Tier 1 nation applies to move to Tier 2 (Acceptance Testing).
2. When a Tier1/Tier2 nation becomes a NATO nation (Compliance Testing).
3. When a NATO or Tier 2 nation introduces a software tool that they have not previously used (Compliance Testing). For example, a NATO member migrates from a legacy bespoke software to a commercial off-the-shelf (COTS) product. In this scenario they must be tested, even if the version nation intends to use has already been qualified for international exchange, as it will be first experience with the software and AC/135 must be sure that the nation is able to use the product correctly, and the proper IT architecture and system support is in place.
4. Any NATO or Tier 2 nation who is the first to use a new version of a software tool where there has been a significant change (Compliance Testing). Once this version has been qualified for international exchange of codification data then all other existing users of that product may upgrade to that version without the need for additional testing.

The decision on whether or not a change is significant will be made by the Chairman Panel A, in consultation with the affected nation and software provider. The main question is whether or not there has been any major alteration to the business rules and/or output modules. If the new version only introduces bug fixes, optimisation, screen changes etc., then it will not need to be tested.

## Context

NATO codification community exchange messages according to the business rules (ACodP-1 [Chapter IV](#)). All codification systems of NATO/Tier2 countries must be compliant with those business rules. In order to assure the compliance, NSPA carries out the tests on the codification systems in accordance with ACodP-1, [Chapter IV](#).

NSPA executes the ATT tests in a dedicated test environment in order to avoid interferences with the production exchanges; specific mailboxes will be created for this purpose for each NCB and a NACOMS dedicate version will be setup at NSPA.

ATT tests will cover the following high-level aspects of codification exchanges:<sup>19</sup>

- Ability of a codification system to communicate data internationally using NMBS;
- Ability to reject all inbound actions (requests) sent with error on purpose concerning defined Destination Validations<sup>20</sup>;
- Ability to process all inbound actions (requests) sent without any error;
- Ability to follow the Processing rules for inbound actions.

---

<sup>19</sup> Details can be found in embedded ATT-TestCoverage.docx document

<sup>20</sup> Schema Validation and Central Validations are tested by NACOMS

## NMBS

NMBS secures all the data exchange among the nations and NSPA. Data is communicated via XML messages that comprise of containers, actions and attachments as specified in ACodP-1, Chapter IV.

### Tested Nation

A tested nation can use NMBS Web Services, NMBS Web Application or NMBS Windows Client for the compliance tests, regardless of which is used by tested nations in production.

However, tested nation cannot switch among NMBS Web Services and NMBS Web Application or NMBS Windows Client during the compliance tests.

ATT communicates with the national software of the tested nation through NMBS mailboxes.

Each tested nation will use two (2) NMBS Inboxes and one (1) NMBS Outbox. Those will be opened by NSPA ahead the tests and communicated to the tested nation.

NMBS will allow simultaneous download of selected Inboxes' unread contents within all NMBS applications (API, WEB, and Client).

NSPA will give tested nation access to different mailboxes:

- To send zip files (containing messages & attachments) from mailbox;
- To retrieve messages and attachments validated by NSPA.

### Message Inbox

- NCB\_XXX\_MSG (for messages with xml files)
- This mailbox contains all the Messages directed towards the NCB as a Destination.

### Attachment Inbox

- NCB\_XXX\_DOC (for attachments);
- This mailbox contains all the Documentation directed towards the NCB as a Destination.

### Outbox:

- NCB\_XXX\_NDER<sup>21</sup> (for outgoing files);
- This mailbox contains all the outgoing Messages and Documentation. Only .zip files are allowed to be sent out. NACOMS will reject all other formats.

All the compressed messages (.zip files) must be sent to the NSPA Inbox only (NCS\_XML\_NDER).

## ATT

ATT behaves as virtual NCB's codification software concerning possibility to send out inbound actions.

---

<sup>21</sup> Where XXX is the ISO3 Country Code of your Country



ATT uses two (2) NMBS Inboxes and one (1) NMBS Outbox as the tested nation.

ATT will send messages on behalf of NCB's.

## Process

In order to assure a high level of automation for the testing process, ATT is designed to execute the tests as a workflow composed of ten steps.<sup>22</sup>

Each step includes multiple messages that contains inbound containers with one or multiple actions. A Message can contain a mix of valid or erroneous Containers , which the tested nation is required to either process or reject accordingly.

In order to test a high number of Processing Rules, NSPA (ATT) communicates additional information regarding the codification process to the tested nation in data element Comment (DRN 8703). *Example: "To be codified as indicated in Processing Rules no. 7. Change Item name to 67622"*

A nation has to operate (pick up and send messages) on daily basis. ATT will send an email notification to NCB testing PoC email address<sup>23</sup> in case particular step is not successfully closed on due time.

All the messages, containers and actions sent by ATT will be processed by NACOMS. Therefore, all the messages, containers and actions received by the tested nation have passed Schema Validation and Central Validation in NACOMS.

All the messages, containers and actions sent by the tested nation must comply with the business rules concerning Schema and Central Validations. If not, NACOMS will reject those with an appropriate Return Code. Tested nation has to correct messages, containers, and actions rejected by NACOMS and reprocess them.

ATT will generate test email messages automatically based on predefined data and responses from NCB.

NSPA staff will coordinate all testing processes.

NSPA test coordinator role is to:

- Provide NCB with all the technical details concerning communication between the systems.
- Provide clarification regarding the codification of certain actions for processing studies, if needed.
- Assure that the testing process remains in the timeline initially defined.
- Support the NCB in case of blocking situation (invalid responses from NCB, long delays for responses)"

---

<sup>22</sup> Step 11 is optional and it is not part of official AC/135 compliance tests

<sup>23</sup> NCB PoC email will be agreed between NSPA and tested nation before the tests start

## Steps Description

In order to assure an automate test process with very limited human intervention, ATT was designed as a step based workflow.

Each step must be finished successfully before passing to the next one.

The tested nation will have four business days to respond to all the requests of a particular step. NSPA can extend the step period, if there is a delay, but only when consistent progress is registered and the tested nation needs extra time to fix a particular error.

If the tested nation does not respond to all the actions of the particular step within four business days or does not provide responses as expected by ATT and there is no progress registered, the step is marked as failed and the testing process of the step is suspended. Tested nation has to correct all issues and correctly respond to those invalidated actions as expected by ATT and in accordance with ACodP-1, Chapter IV, as soon as possible to continue with the tests of next step.

When all the actions from a step have been responded as expected by ATT, the next step will be started automatically. The actions within a step can be processed in any order by the tested nation except of instances when logic drives differently (Add User before any other maintenance action, etc.).

NACOMS will perform Schema Validations and Central Validation on all the messages sent by tested nation. If a message, container or action is rejected by NACOMS, ATT- (as a Destination) will have no information about the validation reject and reply sent from the tested nation. The tested nation must take corrective action and resend a valid reply again.

When the last step (STEP 10) is successfully completed, the tested nation has successfully passed the AC/135 compliance tests.

If any tested nation cannot finish AC/135 compliance tests in a given timeframes, NSPA proposes a contingency plan and coordinates all the actions among:

- Director of NCB of the tested nation;
- Representative of the IT provider of the tested nation;
- AC/135 Panel A Chairman.

Should the contingency plan goals not be met, NSPA reports to AC/135 Panel A and Main Group.

## Pre-Tests

In order to support NCBs and to assure successful NMBS connectivity and readiness of the tested nations' codification software for NCS compliance tests, NSPA offers to NCBs the possibility to do short pre-testing with ATT.

NSPA can perform the pre-tests maximally two months before the official start of the AC/135 compliance tests scheduled for the particular NCB.

The pre-tests should not take longer than one week.

Two pre-test cases will be the same as within official compliance tests and will include the following processes:

1. NSPA establishes NMBS mailboxes for NCB
2. NSPA sends action Assign NIIN and Register User to NCB with a supporting documentation (not real data)
3. NCB picks up the request and documentation, processes the request (no need to confirm data received), assigns NIIN and sends Container NSN back to NSPA
4. NSPA sends one maintenance action on the assigned NIIN to NCB
5. NCB picks up the request, processes the request and sends updated Container NSN back to NSPA

The pre-tests:

- Will NOT be registered as official tests,
- Will NOT be displayed for audits,
- Will NOT be taken into account for testing statistics.

NSPA recommends taking advantage of the pre-tests particularly for NCBs with so-called “bespoke” codification software and for NCBs with “COTS” codification software that is being tested for the first time.

### Steps preconditions

There are two preconditions, which NSPA and tested NCB must fulfill to start the tests as in STEP 1.

1. Tested NCB and NSPA must agree in advance on one domestic NCAGE code of the tested NCB (NCAGE code Status = A, Type of Entity = E (A for US/Canada)) and one NCAGE code with structure S\*\*\*# (NCAGE code Status = A, Type of Entity = E), which must be part of NMCRL TEST database as well as tested NCB testing database. The NCAGE codes will be utilized during the particular steps within the References.

2. NSPA must send an NSN container with a foreign NIIN, where the tested NCB is a registered user in order to test a potential match with a foreign NIIN within STEP 1. The NCB must integrate this NIIN in own testing TIR before taking any action of STEP 1.

### STEP 1

NSPA: Sends Assign NIIN and Register User Action

Tested nation: Processes the request, assigns NIINs and replies with Containers NSN

STEP 1 will contain messages with actions Create NIIN and Register User. NSPA will request tested nation to create NIINs. Draft of codification data within action Create NIIN and Register User will be “fake data”. There is no need to validate data by tested nation with the entity represented by NCAGE code in the request.

Only NIINs assigned within STEP 1 will be used for the tests within STEP 2 – STEP 8. Therefore, it is important that the tested nation keeps these NIINs in the national TIR during the tests and all modifications take place only based on the requested actions from ATT.

As some of the tested nations might not use all optional data elements of the Container NSN (Native Clear Text Reply, etc.), it is up to the tested nation to use optional data elements within a Containers NSN for newly assigned NIINs within this step.

On the other hand, ATT will test compliance of the tested nation software to be able to receive and further process Assign NIIN and Register User request with values in all optional data element fields. It is a national discretion of the tested nation to use optional data sent by ATT or not.

It is at national discretion the tested nation to import those optional data elements that are not used when received , but the message cannot be interrupted due to this choice by tested nation

## STEP 2 – STEP 8

NSPA: Sends different Inbound actions with and without errors to the tested nation

Tested nation: Processes/rejects the requests in line with the rules of ACodP-1, Chapter IV, and replies with appropriate Outbound Containers

During the execution of STEPS 2 to 8 NSPA will send messages containing different actions to be executed by the tested NCB on the four NSNs created at STEP 1 only.

NSPA organizes the testing workflow in multiple steps for two reason:

- Actions must be executed in a specific order
- Multiple smaller steps facilitate easy handling of the tests

STEPS 2 to 8 will focus on the following:

### STEP 2

Action	Focus on
Assign NIIN and Register User	2 processing rules
Add User	1 processing rule 1 destination validation
Add Reference	2 processing rules 1 destination validation
Add Characteristics Data	1 processing rule 1 destination validation
Change NSC/INC	1 destination validation
Change Characteristics Data	1 destination validation
Delete user	1 processing rule 1 destination validation

Delete Characteristics Data	1 destination validation
Cancellation <sup>24</sup>	1 manual action

### STEP 3

Action	Focus on
Assign NIIN and Register User	2 processing rules
Add User	1 destination validation
Add Reference	1 destination validation
Add Characteristics Data	1 destination validation
Change NSC/INC	2 processing rules 1 destination validation
Change Reference Related Codes	2 destination validation
Change Characteristics Data	1 processing rule 1 destination validation
Delete User	1 destination validation
Delete Reference	2 destination validation
Delete Characteristics Data	1 processing rule 2 destination validation
Interrogate NSN Data	2 processing rules

<sup>24</sup> NSPA will send an email request to tested nation to cancel manually a NIIN in own database. NSPA will perform on the cancelled NIIN tests on the processing rules within further steps.

**STEP 4**

<b>Action</b>	<b>Focus on</b>
Add Characteristics Data	1 processing rule
Change NSC/INC	1 processing rule
Change Characteristics Data	1 processing rule
Delete User	1 processing rule
Delete Characteristics Data	1 processing rule
Reinstate NIIN and Register User	1 processing rule
Interrogate Request Status (message)	1 processing rule
Interrogate Request Status (action)	1 processing rule

**STEP 5**

Action	Focus on
Add Reference	1 processing rule
Add User	1 processing rule
Cancellation <sup>25</sup>	1 manual action
Interrogate Request Status	1 processing rules

---

<sup>25</sup> NSPA will send an email request to tested nation to cancel manually a NIIN in own database. NSPA will perform on the cancelled NIIN tests on the processing rules within further steps.



**STEP 6**

Action	Focus on
Add Reference	1 processing rule 1 destination validation
Add User	1 destination validation
Add Characteristics Data	1 destination validation
Change NSC/INC	1 destination validation
Change Reference Related Codes	1 destination validation
Change Characteristics Data	1 destination validation
Delete User	1 destination validation
Delete Reference	1 destination validation
Delete Characteristics Data	1 destination validation
Interrogate NIIN	1 destination validation
Reinstate NIIN and Register User	2 destination validation
Set NIIN status = 9	Manual operation

**STEP 7**

<b>Action</b>	<b>Focus on</b>
Change Reference Related Codes	2 processing rules
Delete User	1 processing rule

**STEP 8**

<b>Action</b>	<b>Focus on</b>
Delete Reference	2 processing rules
Reinstate NIIN and Register User	1 destination validation

## STEP 9

NSPA: Provides tested nation with set of testing NIINs via email at the beginning of STEP 9. NSPA will not send back any Outbound Container to the tested nation.

Tested nation: Sends within a given timeframe following actions in this order to the "NIIN owner."

The tested nation sends one (and only one) of each action as specified below. All of the actions should be sent by tested nation to finish this STEP. Data of the action should be of own tested nation selection respecting logic and requirements of the particular action. The tested nation can send actions one by one or combine different actions together in one Container, if applies to one NIIN.

- Add User
- Add Reference
- Add Characteristics Data
- Change Reference Related Codes
- Change NSC/INC
- Change Characteristics Data
- Interrogate Request Status or the previous Change Characteristics Data request
- Delete User
- Delete Reference
- Delete Characteristics Data
- Interrogate NSN data
- Reinstate NIIN and Register User
- Assign NIIN and Register User

ATT will not send any reply to those requests sent by the tested nation.

The goal of STEP 9 is to test compliance of the tested nation' software with all the Schema Validations and Central Validations of the NACOMS.

**STEP 10**

Tested nation: Sends 3 NSNs (Container NSN) with unsolicited changes within a given timeframe to NSPA

NSPA: Processes in NACOMS, updates NMCRL and reports back to tested nation

Tested nation sends three Containers NSN with no errors. Data of the NSNs should be of own tested nation selection, but minimally one of the three NSN sent should be Type of Item Identification = 1 (Full Descriptive Method).

**When STEP 10 is successfully finished, compliance tests are completed.**

Tested nation can optionally continue with Step 11, at their own discretion.

## STEP 11

Not all NCBs will utilize actions Add Image to NMCRL, Delete Image from NMCRL, and Add IUID to NMCRL and Delete IUID from NMCRL in future.

Tests on these four actions are non-compulsory and they are not part of official AC/135 compliance tests.

If tested nation wants to test these four actions, it is necessary to:

1. Inform NSPA at [itc.codif@nspa.nato.int](mailto:itc.codif@nspa.nato.int) (copy at [adam.pustejovsky@nspa.nato.int](mailto:adam.pustejovsky@nspa.nato.int)) about readiness to perform the tests on images and IUID
2. Send action Add image to NMCRL / Add IUID to NMCRL
3. Inform NSPA about details of the actions:
  - a. Add Image: NIIN, Image Name (NCAGE, Reference Number, if image sent onto a Reference)
  - b. Add IUID: NIIN
4. NSPA informs back tested nation about the results
5. Send action Delete image from NMCRL / Delete IUID from NCMRL and inform NSPA about it
6. NSPA informs back tested nation about the results

### **Reporting and Statistics**

NSPA reports Compliance Tests progress and results per NCB in AC/135 Management Information System (MIS).

## ANNEX I - OCT SIMPLE CHAT – BUSSINES RULES

### 1. General Business rules

Only NCB's users having the OCT right will be able to access OCT – Cancellation Requests list

- It is not foreseen to allow Private Organization to access OCT
- OCT rights can be assigned by NSPA or by NCB Master Admin

### 2. Collaboration on Cancellation - Business rules

The system shall display all **open collaboration requests** for the codifier's nation upon login via personalized login

2.1 The system displays the following data elements

- Collaboration Id
- Collaboration Title
- Due Date
- Initiator Name
- Initiator Country Name
- NCB Codifier in charge<sup>26</sup> (Option 1)

2.2. The system allows to sort the results by column headers

2.2 The system allows a Full text search on:

- Collaboration Title
- Conversation/comments

2.3 The system allows to filter on:

- Collaboration Id
- Due Date
- Initiator Name
- Initiator Country Name
- NCB Codifier in charge (Option 1)

---

<sup>26</sup> The NCB Codifier in charge of a collaboration displayed on this list will be set depending of the NCB of the connected user. He will be different for each NCB.



#### 2.4 The authorized user has the ability to:

- View the detail of the opened request
  - Conversation detail
    - Country, User Name, Date Time
    - Comment
  - Documents attached
    - Post a comment to the ongoing conversation

Each comment will be associated with the Country, User Name, Date Time
    - Upload a new document

Each attachment will be associated with the Country, User Name, and Date Time
    - To assign the request to themselves (Option 1: US needs to add Claim Request capability)

#### 2.5 The authorized user has the ability to

- Create/open a new collaboration request.
  - The system asks the requester to:
    - Fill the fields
      - Collaboration Title
      - Comment
    - Select the NCBs/Countries to be part of the collaboration
    - Confirm his new request

#### 2.6 Once the initiator has validated his new request, the system will I:

- Assign a Collaboration Id
- Set Due Date of 60 days
- Notify all users having OCT rights granted from the nations added to the collaboration request
  - send notification email
  - display notification within the system
- The initiator will be set as the NCB Codifier in charge of this request for his NCB (Option 1)

2.7 The initiator has the ability, at any time to

- Add a new NCB/Country to the collaboration (Option 2: US needs to add a new user during the collaboration process)
  - The initiator has to extend manually the Due Date with xx days;
  - The system notifies all users having OCT rights granted from the nations already added to the collaboration request about this new user added.
  
- Close a collaboration request
  - The system asks the initiator to:

Mark the request as “Aborted”, “Closed Concur”, “Closed Non-Concur” or “Closed Stock”;

Allow the initiator to add a final comment.

2.8 The system notifies all users having OCT rights granted from the nations added to the collaboration request about this status change

The system shall display all closed collaboration requests separate from the open requests.

- The system shall display the following data elements
  - Collaboration Id
  - Collaboration Title
  - Due Date
  - Initiator Name
  - Initiator Country Name
  - NCB Codifier in charge (Option 1)
  - Status (“Aborted”, “Closed Concur”, “Closed Non-Concur” or “Closed Stock”)
  
- The system shall allow to sort the results by column headers

2.8.1 The system shall allow a Full text search on:

- Collaboration Title
- Conversation/comments

2.8.2 The system shall allow to filter on:

- Collaboration Id
- Due Date
- Initiator Name
- Initiator Country Name
- NCB Codifier in charge (Option 1)
- Status

2.8.3 The authorized user has the ability to:

- view the detail of a closed request

- request information
  - Collaboration Id
  - Due Date
  - Initiator Name
  - Initiator Country Name
  - NCB Codifier in charge (Option 1)
  - Status
  
- Conversation detail
  - Country
  - User Name
  - Date Time
  - Comment
  
- Documents attached

## **ANNEX J – Container Collaborate (on NSN Cancellation)**

### **1. INTRODUCTORY NOTE**

The NATO Data Exchange Redesign project sets out to provide AC/135 community with a set of new Business Rules with the view of embracing several new possibilities offered by conducting the data exchange in XML format. One of the main advantages that can be realized via XML is speeding up the data exchange process. Another major advantage is the ability to conduct codification work fully within codification tools without a requirement to switch between software and/or internet, for example.

Given the above, it is to be noted that 115th MG agreed on a phased approach to implement the Collaboration on NSN Cancellation. This decision was taken in order to ensure that the project timeline could be met for the vast majority of data exchange.

With this in mind, the first phase was to have the current OCT simple chat function that is used to carry out the collaboration to reach a solution for a NSN Cancellation.

The second phase is to implement Collaboration on NSN Cancellation into data exchange within all national systems, removing the NSN Cancellation Collaboration functionality from OCT.  
Timeline is to be determined by MG.

Annex J by design, includes all the basic business rules for Collaboration on NSN Cancellation for future use only, not being a business rule for now.

ACodP-1 Sub-section 447 - NSN Cancellation (OCT simple chat) remains as the valid procedure until the Collaboration on NSN Cancellation full implementation.

## **Sub-Section 447 – Container Collaborate (on NSN Cancellation)**

### **447.1 General**

- 447.1.1 The purpose of this procedure is to ensure collaboration and co-operation in the cancellation of NATO Stock Numbers.
- 447.1.2 A NATO or Tier 2 country, being NIIN owner/user wishing to cancel an NSN with the replacement NSN, shall seek general agreement of both NSN owners and all the users of the NIIN proposed to be cancelled via Container Collaborate.
- 447.1.3 Container Collaboration is a specific type of container. It is neither Inbound nor Outbound type.
- 447.1.4 The cancellation of a NATO Stock Number will not require collaboration, if an Item Identification represents an item of Supply concept, which is too broad and therefore has to be split into two or more item of supply concepts (final NIIN Status Code 3).
- 447.1.5 Retaining full data on cancelled NSNs starts on 1<sup>st</sup> January 2022. NSNs cancelled prior to this date may or may not have full data available.

### **447.2 Create Collaboration**

- 447.2.1 Any NIIN owner or NIIN user of any concerned NSN can initiate a collaboration on NSN cancellation via Container Collaborate, Action Create Collaboration. Destination is always NCS. The Collaboration ID is generated by the initiator codification sw.
- 447.2.2 The Collaboration ID has a structure: ISO CTR Code, Date in format YYYY-MM-DD, underscore, serial no (from 1 to 999999999). Example: USA2022-12-08\_487
- 447.2.3 The timeframe of 60 days for collaboration starts when Container Collaborate, Action Create Collaboration passes all the Schema Validations (SV) and Central Validations (CV) of NACOMS.
- 447.2.4 NSPA redistributes the message with Container Collaborate, Action Create Collaboration to the NIIN owner of retained NSN and NIIN owner and all the users of proposed to be cancelled NSN (collaborators) as registered in NTIR.

447.2.5 Data Action

<b>Container</b>	Collaborate
<b>Action</b>	Create Collaboration
<b>Mandatory Data</b>	Collaboration ID, NIIN, (proposed) NIIN Status Code (5/7), Replacement NSN, Cancellation, Comment, Attachment Name
<b>Optional Data</b>	

**Schema Validations**

Obligation	Data Element (DRN)	Description	Return Code
MANDATORY DATA ELEMENTS			
M	Collaboration ID (8721)	1. Must be present and in accordance with allowed number of characters as stipulated in Chapter IV, Annex F, DRN 8721	X-0000-01
M	NIIN (4000)	1. Must be present and in accordance with allowed number of characters as stipulated in Chapter IV, Annex F, DRN 4000	X-0000-01
M	NIIN Status Code (2670) (proposed)	1. Must be present and in accordance with allowed number of characters as stipulated in Chapter IV, Annex F, DRN 2670	X-0000-01
M	Replacement NSN, Cancellation (8875)	1. Must be present and in accordance with allowed number of characters as stipulated in Chapter IV, Annex F, DRN 8875	X-0000-01
M	Comment (8703)	1. Must be present and in accordance with allowed number of characters as stipulated in Chapter IV, Annex F, DRN 8703	X-0000-01

M	Attachment Name (8707)	1. Must be in accordance with allowed number of characters as stipulated in Chapter IV, Annex F, DRN 8707	X-0000-01
---	---------------------------	---	-----------

**Central Validations**

Obligation	Data Element (DRN)	Description	Return Code	Container
MANDATORY DATA ELEMENTS				
M	Collaboration ID (8721)	1. First three positions must match initiating nation	E-8721-40	Error
		2. Must not exist on NSPA tracking table	E-8721-41	Error
M	NIIN (4000)	1. Must be in NTIR	E-4000-08	Error
		2. Must not currently be subject to an open collaboration for cancellation on NSPA tracking table	E-4000-52	Error
		3. NIIN SC must be 0, 1, 6 or 9	E-4000-42	Error
M	NIIN Status Code (2670) (proposed)	1. NIIN SC must be 5 or 7	E-2670-43	Error
M		1. Must be in NTIR	E-8875-08	Error

	Replacement NSN, Cancellation (8875)	2. NIIN SC must be 0 or 1	E-8875-44	Error
M	Source Code (8709)	1. Must be the owner or user of the NIIN (4000) or Replacement NSN, Cancellation (8875)	E-8709-45	Error

### 447.3 Add Comment

- 447.3.1 Collaborator can communicate comments on the collaborated NSNs' via Container Collaborate, Action Add Comment. Destination is always NCS.
- 447.3.2 NSPA redistributes the message with Container Collaborate, Action Add Comment to all other collaborators as well as to the initiator of the collaboration.
- 447.3.3 Any collaborator as well as collaboration's initiator can send unlimited number of Add Comment actions during the collaboration period.
- 447.3.4 Data Action

<b>Container</b>	Collaborate
<b>Action</b>	Add Comment
<b>Mandatory Data</b>	Collaboration ID, Comment
<b>Optional Data</b>	Attachment Name

### Schema Validations

Obligation	Data Element (DRN)	Description	Return Code
------------	--------------------	-------------	-------------



MANDATORY DATA ELEMENTS			
M	Collaboration ID (8721)	1. Must be present and in accordance with allowed number of characters as stipulated in Chapter IV, Annex F, DRN 8721	X-0000-01
M	Comment (8703)	1. Must be present and in accordance with allowed number of characters as stipulated in Chapter IV, Annex F, DRN 8703	X-0000-01
O	Attachment Name (8707)	1. If present, must be in accordance with allowed number of characters as stipulated in Chapter IV, Annex F, DRN 8707	X-0000-01

**Central Validations**

Obligation	Data Element (DRN)	Description	Return Code	Container
MANDATORY DATA ELEMENTS				
M	Collaboration ID (8721)	1. Must exist on NSPA tracking table	E-8721-29	Error
		2. Must be an open collaboration	E-8721-46	Error
M	Source Code (8709)	1. Must be the owner or user of the NIIN (4000) or Replacement NSN, Cancellation (8875)	E-8709-45	Error

**447.4 Extend Timeframe**

- 447.4.1 Within the initial the 60 calendar day's timeframe for Collaboration, any Collaborator can extend the timeframe for Collaboration via Container Collaborate, Action Extend Timeframe. Destination is always NCS.
- 447.4.2 NSPA redistributes the message with Container Collaborate, Action Extend Timeframe to all other collaborators as well as to the initiator of the collaboration.
- 447.4.3 Extension of the Collaboration timeframe is expressed in calendar days (Extension Days, DRN XXXX).
- 447.4.4 Container Collaborate, Action Extend Timeframe extends the Collaboration timeframe by max. 120 calendar days from the sixtieth day of the initial timeframe for collaboration regardless of the moment it is submitted: (i.e., 60 calendar days + max. 120 calendar days of the Extend Timeframe).
- 447.4.5 Any collaborator can extend the initial timeframe setting the number of days needed for such requirement (Extension days; DRN XXXX) up the maximum of 120 days.
- 447.4.6 After an Extend Timeframe occurs, if a Non-Concur (C-0000-02) or Stock (C-0000-03) response is provided, the initiator will proceed in accordance with paragraph [447.5](#).
- 447.4.7 Container Collaborate, Action Extend Timeframe can be sent more than once during the initial 60 days calendar timeframe Collaboration by any Collaborator.
- 447.4.8 If more than one Container Collaborate, Action Extend Timeframe is submitted during the initial 60 calendar day's timeframe, the limit of the extend timeframe will be always equal to the largest value included on the submitted DRN's XXXX and consequently the extension is updated accordingly, up the maximum of 120 days
- 447.4.9 Data Action

<b>Container</b>	Collaborate
<b>Action</b>	Extend Timeframe
<b>Mandatory Data</b>	Collaboration ID, Extension Days
<b>Optional Data</b>	Comment

**Schema Validations**

Obligation	Data Element (DRN)	Description	Return Code
MANDATORY DATA ELEMENTS			
M	Collaboration ID (8721)	1. Must be present and in accordance with allowed number of characters as stipulated in Chapter IV, Annex F, DRN 8721	X-0000-01
M	Extension Days (XXXX)	1. Must be present and in accordance with allowed number of characters as stipulated in Chapter IV, Annex F, DRN XXXX	X-0000-01
O	Comment (8703)	1. If present, must be in accordance with allowed number of characters as stipulated in Chapter IV, Annex F, DRN 8703	X-0000-01

**Central Validations**

Obligation	Data Element (DRN)	Description	Return Code	Container
MANDATORY DATA ELEMENTS				
M	Collaboration ID (8721)	1. Must exist on NSPA tracking table 2. Must be an open collaboration	E-8721-29 E-8721-46	Error Error
M	Extension Days (XXXX)	1. Must be integer lower or equal to 120 2. Extend Timeframe sent after the 60 days of the Collaboration	E-XXXX-50 E-XXXX-51	Error Error
M	Source Code (8709)	1. Must be the owner or user of the NIIN (4000) or Replacement NSN, Cancellation (8875)	E-8709-45	Error

**447.5 Send Response**

- 447.5.1 Each collaborator should express own final decision on the NSN cancellation within initial 60 day's timeframe or until the extension timeframe (if added) ends, via Container Collaborate, Action Send Response, except the initiator for whom the agreement is assumed. Destination is always NCS. Only one Send Response can be sent by each collaborator.
- 447.5.2 NSPA redistributes the message with Container Collaborate, Action Send Response to all other collaborators as well as to the initiator of the collaboration.
- 447.5.3 If collaborator sends no Container Collaborate, action Send Response within the initial 60 days or until the extension timeframe (if added) ends, it is considered as "Concur" reply. To prevent unnecessary delays, it is recommended to respond prior to the end of 60-day period.

---

447.5.4 The return codes for the Container Collaborate, Action Send Response are:

- (1) C-0000-01 Concur
- (2) C-0000-02 Non-Concur
- (3) C-0000-03 Stock
- (4) C-0000-04 Cancellation Abort
- (5) C-0000-05 Cancellation Approved
- (6) C-0000-06 Cancellation Non-Approved
- (7) C-0000-07 Cancellation Stock

447.5.5 Actions Add Comment and Send Response can be sent together.

447.5.6 Only collaboration's initiator can close the collaboration by:

(1) Using Cancellation Abort, within the Collaboration timeframe by sending Container Collaborate, Action Send Response with the final return code (C-0000-04) of the collaboration, due a reason other than concur, non-concur or stock (e.g., flip).

(2) Using Cancellation Approved, when all collaborators replied with "Concur" (C-0000-01) within the Collaboration timeframe or if in the end of it, no "Non-Concur" (C-0000-02) or "Stock" (C-0000-03) response action has been provided, by sending Container Collaborate, Action Send Response with the final return code (C-0000-05) of the collaboration.

(3) Using Cancellation Non-Approved, when at least one of the collaborators replied with "Non-Concur" (C-0000-02) at any time within the Collaboration timeframe, by sending Container Collaborate, Action Send Response with the final return code (C-0000-06) of the collaboration.

(4) Using Cancellation Stock, when after all contributors have responded, at least one Response Stock (C-0000-03) has been provided and there isn't "Non-Concur" response (C-0000-02) within the Collaboration timeframe, sending Container Collaborate, Action Send Response with the final return code (C-0000-07) of the collaboration.

447.5.7 In case of unanimous agreement, the cancellation of the NSN is the responsibility of the NIIN owner. The responsibility to transfer the references resides with each RNAAC. NSN user will delete/add itself as a user, if needed. Exceptions based on retained NSN restrictions must be agreed within collaboration period. If removal of users is not performed after concurrence or automatic concurrence, NIIN owner will remove all users prior to or with cancellation action (see paragraph 441.2).

- 447.5.8 In case of unanimous agreement, but with decision of one or more countries/NSPA to temporarily maintain the cancelled NSN in the TIR, until exhaustion of stock or until the end item is withdrawn from circulation, the proposed to be cancelled NIIN will reference the replacement NIIN by the special NCAGE INTE8 (see Sub-Section 233.2 - Indication of the corresponding NSN).
- 447.5.9 In case of unanimous agreement of the collaborators, it is possible to invert an ongoing collaboration processes (flip). The process consists of proposing turn the NIIN to be cancelled into the NIIN to be retained and vice versa. In this case, the initiator must abort the ongoing process and a new collaboration process should be started within a time frame of 14 calendar days.
- 447.5.10 In case of disagreement of one or more countries/NSPA no cancellation action will be undertaken.
- 447.5.11 Data Action

<b>Container</b>	Collaborate
<b>Action</b>	Send Response
<b>Mandatory Data</b>	Collaboration ID, Return Code
<b>Conditionally mandatory</b>	Comment
<b>Optional Data</b>	Attachment Name

**Schema Validations**

Obligation	Data Element (DRN)	Description	Return Code
MANDATORY DATA ELEMENTS			
M	Collaboration ID (8721)	1. Must be present and in accordance with allowed number of characters as stipulated in Chapter IV, Annex F, DRN 8721	X-0000-01
M	Return Code (8713)	1. Must be present and in accordance with allowed number of characters as stipulated in Chapter IV, Annex F, DRN 8713	X-0000-01
C	Comment (8703)	1. If present, must be in accordance with allowed number of characters as stipulated in Chapter IV, Annex F, DRN 8703	X-0000-01
O	Attachment Name (8707)	1. If present, must be in accordance with allowed number of characters as stipulated in Chapter IV, Annex F, DRN 8707	X-0000-01

**Central Validations**

Obligation	Data Element (DRN)	Description	Return Code	Container
MANDATORY DATA ELEMENTS				
M	Collaboration ID (8721)	1. Must exist on NSPA tracking table	E-8721-29	Error
		2. Must be an open collaboration	E-8721-46	Error
M	Return Code (8713)	1. Must be one of the Return Code for Collaboration (C-0000-01, C-0000-	E-8713-47	Error

		02, C-0000-03, C-0000-04, C-0000-05, C-0000-06 or C-0000-07)		
M	Source Code (8709)	1. Must be the owner or user of the NIIN (4000) or Replacement NSN, Cancellation (8875)	E-8709-45	Error
		2. Only initiator can send Return Code C-0000-04, C-0000-05, C-0000-06 or C-0000-07	E-8709-48	Error
		3. Only one "Send response" can be sent by each user/owner involved in the collaboration	E-8709-49	Error
C	Comment (8703)	1. If Annex C - Return Codes column "Entry Required in addition to the Code" states "YES", must be present.	E-8703-18	Error





		<ul style="list-style-type: none"> <li>○ “Add User” action on retained NSN (if needed).</li> <li>- If collaborators <b>NON-CONCUR</b> with the NSN cancellation, they will create: <ul style="list-style-type: none"> <li>▪ “Send Response” action with RETURN_CODE_8713 indicating their disagreement with the requested action.</li> </ul> </li> </ul>	C-0000-02
2	<b>Initiator decides to Abort</b> the collaboration procedure	<ul style="list-style-type: none"> <li>- Initiator can create “Send Response” action at any time of the procedure with RETURN_CODE_8713 indicating its desire to <b><u>ABORT</u></b> current collaboration procedure.</li> </ul> <p>The following actions will also be taken:</p> <ul style="list-style-type: none"> <li>• Collaboration procedure stops at that moment.</li> <li>• No cancellation action will be undertaken.</li> </ul>	C-0000-04
3	<p><b>Initiator analyzes “Send response” actions received from collaborators</b></p> <p>Note: Concurrence is assumed after 60 days if no “Send response” is received from a collaborator.</p>	<ul style="list-style-type: none"> <li>- If within 60 days only RETURN_CODE_8713 = C-0000-01 (Concur) are received: <ul style="list-style-type: none"> <li>○ Initiator creates “Send Response” with RETURN_CODE_8713 indicating <b><u>CANCELLATION APPROVED.</u></b></li> </ul> </li> </ul> <p>The following actions will also be taken:</p> <ul style="list-style-type: none"> <li>▪ Collaboration procedure stops at that moment</li> <li>▪ On proposed to be cancelled NSN: <ul style="list-style-type: none"> <li>▪ NIIN owner: <ul style="list-style-type: none"> <li>• will delete remaining users.</li> <li>• will change NIIN Status Code into 5 or 7 as indicated in “Create Collaboration” including “Replacement NSN, Cancellation”.</li> </ul> </li> </ul> </li> </ul>	C-0000-05

		<ul style="list-style-type: none"> <li>▪ RNAAC: <ul style="list-style-type: none"> <li>• will send “Add Reference” actions to foreign retained NSN (if needed).</li> <li>• will add references to national retained NSN (if needed).</li> </ul> </li> </ul> <p>- If after 60 days, at least one RETURN_CODE_8713 = C-0000-03 (Stock) and no RETURN_CODE_8713 = C-0000-02 (Non-Concur) are received:</p> <ul style="list-style-type: none"> <li>○ Initiator creates “Send Response” with RETURN_CODE_8713 indicating <b><u>CANCELLATION STOCK</u></b>.</li> </ul> <p>The following actions will also be taken:</p> <ul style="list-style-type: none"> <li>▪ Collaboration procedure stops at that moment.</li> <li>▪ On proposed to be cancelled NSN: <ul style="list-style-type: none"> <li>▪ NIIN owner: <ul style="list-style-type: none"> <li>• will change NIIN Status Code into 9.</li> <li>• will add retained NSN as informative reference with: <ul style="list-style-type: none"> <li>- NCAGE = INTE8</li> <li>- Ref N° = retained NSN (format: XX - XXX – XXXX)</li> <li>- Related codes: RNFC 4, RNCC 6, RNVC 9, DAC 9 and RNSC B.</li> </ul> </li> </ul> </li> <li>▪ RNAAC: <ul style="list-style-type: none"> <li>• will send “Add Reference” actions to foreign retained NSN (if needed).</li> <li>• will add references to national retained NSN (if needed).</li> </ul> </li> </ul> </li> </ul>	<p>C-0000-07</p>
--	--	---	------------------

---

		<ul style="list-style-type: none"><li>- After receiving the first RETURN_CODE_8713 = C-0000-02(Non-Concur):<ul style="list-style-type: none"><li>o Initiator creates "Send Response" with RETURN_CODE_8713 indicating <b><u>CANCELLATION NON-APPROVED</u></b>.</li></ul></li></ul> <p>The following actions will also be taken:</p> <ul style="list-style-type: none"><li>▪ Collaboration procedure stops at that moment.</li><li>▪ No cancellation action will be undertaken.</li></ul>	<p>C-0000-06</p>
--	--	--	------------------

**Annex K - Management Information System Key Performance Indicators (MIS KPIs)**

Statistics	KPI	Description	Calculation
<b>ESR1</b> Source Result KPI Source Result KPI (semester)	<b><u>NSN Threshold:</u></b> On Target > 85% Almost Off Target 85% to > 75% Off Target 75% or less  <b><u>Error Threshold:</u></b> On Target < 15% Almost Off Target 15% to 25% Off Target 25% or more	Measures the percentage of NSN and Error for Source Countries.  Based on validation date of responses.	<b><u>NSN KPI:</u></b> (Assign NIIN closed by Container NSN / Assign NIIN sent) * 100  <b><u>Error KPI:</u></b> (Assign NIIN closed by Container Error / Assign NIIN sent) * 100
<b>ESR1</b> Destination Result KPI Destination Result KPI (semester)	<b><u>NSN Threshold:</u></b> On Target > 85% Almost Off Target 85 % to > 75% Off Target 75% or less  <b><u>Error Threshold:</u></b> On Target < 15% Almost Off Target 15% to 25% Off Target 25% or more	Measures the percentage of NSN and Error for Destination Countries.  Based on validation date of responses.	<b><u>NSN KPI:</u></b> (Assign NIIN closed by Container NSN / Assign NIIN received) * 100  <b><u>Error KPI:</u></b> (Assign NIIN closed by Container Error / Assign NIIN received) * 100
<b>ESR1</b> Average Response KPI	<b><u>PIC 4 Threshold:</u></b> On Target < 59.9 days Almost Off Target: 59.9 to < 60.1 days Off Target: 60.1 or more days  <b><u>PIC E Threshold:</u></b> On Target < 6.9 days Almost Off Target: 6.9 to <7.1 days Off Target: 7.1 or more days	Average timeframe in days needed for processing Assign NIIN & Register User.  Based on validation date of responses.	<b><u>PIC 4 KPI:</u></b> Average(DIFF(NMBS Request Date, NMBS Response Date))  <b><u>PIC E KPI:</u></b> Average(DIFF(NMBS Request Date, NMBS Response Date))
<b>ESR1</b> On Time/Late KPI	<b><u>On Time Threshold:</u></b> On Target > 90% Almost Off Target 90% to > 80% Off Target 80% or less  <b><u>Late Threshold:</u></b> On Target < 5% Almost Off Target 5% to < 10% Off Target 10% or more	Measures the percentage of Assign NIIN & Register User that have been processed within the timeframe, set by the PIC Code. Based on validation date of responses.	<b><u>On Time KPI:</u></b> (Assign NIIN closed on time / Assign NIIN closed) * 100  <b><u>Late KPI:</u></b> (Assign NIIN closed late / Assign NIIN closed) * 100  <i>Note: PIC days, NMBS Request Date and NMBS Response Date are taken into account</i>

Statistics	KPI	Description	Calculation
<b>ESR1</b> On Time / Late Count Results Count Errors Count Late Pending PIC Usage CCC Usage	No KPI	N/A	N/A
<b>ESR2</b> Summary KPI Per Country KPI	<b>ESR2 Threshold:</b> On Target < 1% Almost Off Target 1% to < 5% Off Target 5% or more	Measures differences between national databases and between national databases and NMCRL database concerning No. of NSNs with foreign users	<b>Import KPI:</b> Relative difference between two national database X - No. of Country B NSNs registered with Country A as user (Country A database) Y - No. of Country B NSNs registered with Country A as user (Country B database) Calculation: ABSOLUTE(X-Y) / X  <b>NMCRL KPI:</b> Relative difference between national and NMCRL databases X - Country A NSNs registered with Country B as user (Country A database) Y - Country A NSNs registered with Country B as user (NMCRL database) Calculation: ABSOLUTE(X-Y) / X  <b>Global KPI:</b> A = ABSOLUTE(Imported by A - Exported by B) B = ABSOLUTE(Exported by A - Used by B in NMCRL) C = Exported by A + Imported by A Calculation: (A + B) / C

Statistics	KPI	Description	Calculation
<b>ESR3</b> Delays per Destination Type by Destination Type by Source Requests by Destination Requests by Source Late Requests Requests by Destination & Source	<u><b>On Time Threshold:</b></u> On Target > 95% Almost Off Target 95% to > 90% Off Target 90% or less  <u><b>Late Threshold:</b></u> On Target < 5% Almost Off Target 5% to < 10% Off Target 10% or more  <i>Note:</i> PIC = 4 (60 calendar days) PIC = E (14 calendar days)	Measures the percentage of Maintenance transactions that have been processed within the timeframe, set by the PIC Code. Based on validation date of responses.	<u><b>On Time KPI:</b></u> (Requests closed on time / Requests closed) * 100  <u><b>Late KPI:</b></u> (Requests closed late / Requests closed) * 100  <i>Note: PIC days, NMBS Request Date and NMBS Response Date are taken into account</i>
<b>ESR4 (in preparation)</b> NSN Assigned/Rejects NSNs by Destination (Reporting NCB) NSNs by Source (Contracting NCB) Report Delivery	No KPI	N/A	N/A
<b>PIC 0</b> On Time/Late Percentage On Time/Late Count Late Pending Count	<u><b>On Time Threshold:</b></u> On Target > 95% Almost Off Target 95% to > 90% Off Target 90% or less  <u><b>Late Threshold:</b></u> On Target < 5% Almost Off Target 5% to < 10% Off Target 10% or more  <i>Note:</i> PIC = 0 (3 calendar days)	Measures the percentage of transactions with PIC = 0 that have been processed within the timeframe, set by the PIC Code. Based on validation date of responses.	<u><b>On Time KPI:</b></u> (Requests closed on time / Requests closed) * 100  <u><b>Late KPI:</b></u> (Requests closed late / Requests closed) * 100  <i>Note: PIC days, NMBS Request Date and NMBS Response Date are taken into account</i>

Statistics	KPI	Description	Calculation
<b>Item Statistics I2</b>  <b>Last Year Indicator visual:</b> On Target > 95% Almost Off Target 95% to > 85% Off Target 85% or less  <b>Trend last 2 and last 5 years:</b> On Target > 3% Slightly Off Target 3% to > 1% Slightly Off Target 1% to > 0% Slightly Off Target 0% to > -1% Off Target -1% or less		Measures the percentage of all active NSNs, created over the last year (based on the execution date), that are assigned an Approved Item Name.	<b>Last Year Indicator:</b> Measures the percentage of all active NSNs, created over the last year (based on the execution date), that are assigned an Approved Item Name.  <b>Trend Last 2 Years:</b> Difference between Last Year Indicator and its previous year.  <b>Trend Last 5 Years:</b> Difference between Last Year Indicator and the average of its previous last 5 years.
<b>Item Statistics TIIC</b> All NSNs by TIIC New NSNs by TIIC NSNs with TIIC change	No KPI	N/A	N/A
<b>Item Statistics Status 9</b> NSNs as Owner NSNs as User	No KPI	N/A	N/A
<b>Item Statistics MRC Reply</b> MRC Reply New NSNs MRC Reply	No KPI	N/A	N/A
<b>Item Statistics Missing Drawings</b> Missing Drawings All Missing Drawings New	No KPI	N/A	N/A
<b>Item Statistics Interrogation NSN</b> NSN Interrogation from non-users	No KPI	N/A	N/A
<b>NSN Errors</b>	No KPI	N/A	N/A
<b>NCAGE Errors</b>	No KPI	N/A	N/A
<b>NMBS</b> NMBS Days with Connection NMBS Days with no Connection	No KPI	N/A	N/A
<b>ATT</b>	No KPI	N/A	N/A



Statistics	KPI	Description	Calculation
<b>NSN Quality</b> KPI Overview Quality Checks per Country	<b><u>NSN Quality Threshold:</u></b> On Target > 99% Almost Off Target 99% to > 90% Off Target 90% or less  <b><u>NSN Quality Trend Threshold:</u></b> On Target > 1% Slightly Off Target 1% to > 0% Slightly Off Target 0% Slightly Off Target -1% to > 0% Off Target < -1%	Measures the Quality level of NSNs based on the monthly data quality reports.  Measures the trend of Quality level of NSNs based on the monthly data quality reports.	<b><u>NSN KPI:</u></b> $NSN\ KPI = 100 - (SUM(F(n)) / SUM(WF))$ $F(n) = (NB\_ERR * WF * 1000) / RDS$ (calculated for each check) NB_ERR = Total of errors related to each check WF = Weight factor of the check RDS (Related Data Set) = Total of records in NTIR directly related to the check  <b><u>Trend</u></b> Current NSN KPI Value – Previous NSN KPI Value
<b>NSN Quality</b> Quality Checks	<b><u>NSN Quality Trend Threshold:</u></b> On Target ↑ < -1% Slightly Off Target ↗ -1% to > 0% Slightly Off Target → 0% Slightly Off Target ↘ > 0% to 1% Off Target ↓ > 1%	Measures trend of # of Anomalies of NSNs based on the monthly data quality reports.	<b><u>Trend</u></b> (Current # of Anomalies – Previous # of Anomalies) / Previous # of Anomalies
<b>NCAGE Quality</b> KPI Overview Quality Checks per Country	<b><u>NCAGE Quality Threshold:</u></b> On Target > 99% Almost Off Target 99% to > 90% Off Target 90% or less  <b><u>NCAGE Quality Trend Threshold:</u></b> On Target > 1% Slightly Off Target 1% to > 0% Slightly Off Target 0% Slightly Off Target -1% to > 0% Off Target < -1%	Measures Quality level of NCAGE codes based on the monthly data quality reports.  Measures the trend of Quality level of NCAGE codes based on the monthly data quality reports.	<b><u>NCAGE KPI:</u></b> $NCAGE\ KPI = 100 (SUM(F(n)) / SUM(WF))$ $F(n) = (NB\_ERR * WF * 100) / RDS$ (calculated for each check) NB_ERR = Total of errors related to each check WF = Weight factor of the check RDS (Related Data Set) = Total of records in NTIR directly related to the check  <b><u>Trend</u></b> Current NCAGE KPI Value – Previous NCAGE KPI Value
<b>NCAGE Quality</b> Quality Checks	<b>Description</b> On Target ↑ < -1% Slightly Off Target ↗ -1% to > 0% Slightly Off Target → 0% Slightly Off Target ↘ > 0% to 1% Off Target ↓ > 1%	Measures trend of # of Anomalies on NCAGE codes based on the monthly data quality reports.	<b><u>Trend</u></b> (Current # of Anomalies – Previous # of Anomalies) / Previous # of Anomalies

Statistics	KPI	Description	Calculation
<b>NMCRL Sales</b> Dashboard Subscription Overview Subscription by Country Subscription vs. Sales Country Analyses Continent Analyses Sales Details Trials Overview Operational View	No KPI	N/A	N/A

**NATO MANUAL  
ON  
CODIFICATION**

**ACodP-1**

**Chapter V -  
PUBLICATIONS,  
FORMS AND  
PERIODICAL  
REPORTS**

**January 2024**

## **CHAPTER V - PUBLICATIONS, FORMS AND PERIODICAL REPORTS**

### **Preface**

This chapter enumerates and describes publications, forms and periodical reports in use by the NATO countries, sponsored countries and the NATO Support and Procurement Agency (NSPA) within the NATO Codification System. For documents already described in this manual reference is made to the related Chapter.

This Chapter shows the current state of all NATO and national codification publications and contains information on the forms and reports in use by AC/135.

Content and format of the NATO forms published in this Manual are mandatory for use by all countries participating in the NATO Codification System and NATO Agencies.

---

## Section 510 - NATO Codification Publications

### Sub-Section 511 - List of NATO Publications

#### 511.1 Summary of existing NATO Codification Publications

Designation	Title
<a href="#">AC/135 Handbook</a>	Handbook on Aims, Organization and Working Procedures
<a href="#">ACodP-1</a>	NATO Manual on Codification
<a href="#">ACodP-2</a>	NATO Multilingual Supply Classification Handbook
<a href="#">ACodP-3</a>	NATO Multilingual Item Name Directory
<a href="#">NMCRL</a>	NATO Master Catalogue of References for Logistics
<a href="#">AC/135 CodSP</a>	AC/135 Codification Support Publication
<a href="#">NCS Brochure</a>	Brochure on the NATO Codification System
<a href="#">NCS Guide</a>	Guide to the NATO Codification System

A consolidated schedule of NATO codification publications with information on the media and frequency of distribution of these publications is given below.

511.1.1 Table on NATO Codification Publications

This table provides an overview of all NATO Codification Publications developed under the authority of AC/135 in support of the NATO Codification System, with information on the medium and frequency of distribution.

PUBLICATION	DISTRIBUTION							
	MEDIUM				FREQUENCY			
	NA	PW	SW	SD	d	I	II	VI
Handbook Aims <sup>(*)</sup>	X							X
ACodP-1 <sup>(*)</sup>	X	X						X
ACodP-2/3		X					X	
NMCRL-WEB			X		X			
NMCRL-OFFLINE				X			X	
CodSP <sup>(*)</sup>	X					X		
NCS Brochure		X						
NCS Guide		X						

NOTES:	
NA = via NABS	d = daily
PW = Public Web access	I = once a month
SW = Secure Web access	II = every two months
SD = Secure download	VI = twice a year

511.1.2 All publications listed above are maintained, updated and published by the NATO Support and Procurement Agency (NSPA) on behalf of AC/135.

<sup>(\*)</sup> HB on Aims and ACodP-1 are published in MS Word and PDF format in January and July of each year whereas CodSP is published in HTML format at the beginning of each month.

### 511.2 Handbook on Aims, Organization and Working Procedures

The Handbook on Aims, Organization and Working Procedures is issued by the NATO Support and Procurement Agency (NSPA). It includes the Terms of Reference of the NATO Group of National Directors on Codification and describes the organization and procedures of AC/135.

### 511.3 NATO Manual on Codification (ACodP-1)

This present publication sets out the principles, responsibilities, procedures, forms and general guidance on the operation on the NATO Codification System (downloadable from the AC/135 web site at <https://www.nato.int/structur/AC/135/index.html#/elibrary/acodp1>).

### 511.4 NATO Multilingual Supply Classification Handbook (ACodP-2)

The Allied Codification Publication Number 2 (ACodP-2), NATO Supply Classification Handbook has been developed by the NATO Group of National Directors on Codification, AC/135, for use in classifying items of supply identified within the NATO Codification System, and is based on the US Federal Classification Handbook (H2).

The ACodP-2 presents the classification structure of the NSC, showing all Groups and Classes listed in the arrangement of the four-digit NSC code-number system. Where appropriate, the main inclusions and exclusions (which delimit the coverage of the particular Class) are shown immediately following the title of the Class.

The publication is maintained and updated under the authority of the Group of National Directors on Codification (AC/135) observing the provisions of the "International Collaboration Procedure for IIG Maintenance and NATO Supply Class Changes".

### 511.5 NATO Multilingual Item Name Directory (ACodP-3)

The Allied Codification Publication Number 3 (ACodP-3), NATO Item Name Directory has been developed by the NATO Group of National Directors on Codification, AC/135, and serves as the internationally agreed dictionary of Approved Item Names required in the preparation of all item identification. The ACodP-3 contains Approved Item Names, Basic Names, their definitions together with any appropriate inclusions or exclusions and Colloquial Names. It is based on the US/Federal Item Name Directory for Supply Cataloguing (H6).

**NOTE:** The Multilingual ACodP-2/3 web-based application is accessible at the following address:  
<https://eportal.nspa.nato.int/codification>

### 511.6 NATO Master Catalogue of References for Logistics (NMCRL-OFFLINE and NMCRL-WEB)

The NATO Master Catalogue of References for Logistics – NMCRL-OFFLINE and NMCRL-WEB - are publications containing NATO Stock Numbers with related Identification, User, Reference, Replacement, Descriptive, Packaging and NCAGE data from all NATO and sponsored countries. NMCRL-OFFLINE and NMCRL-WEB issued both on subscription basis, are the basic applications designed to determine whether an item of supply is already codified within NATO and to retrieve related data record.

NMCRL-WEB is an interactive codification screening application based on Web technology with same features/data as on NMCRL-OFFLINE product but with additional display of items' characteristics data in coded and decoded format. NMCRL-WEB also features Basic and Advanced inquiry modes. The Basic mode is for non-experts and mostly displays plain text instead of NCS codes.

More information at: [www.nato.int/nmcrl](http://www.nato.int/nmcrl)

#### 511.7 **AC/135 Codification Support Publication (AC/135 CodSP)**

AC/135 Codification Support Publications - AC/135 CodSPs - are issued by NSPA on behalf of the Group of National Directors on Codification (AC/135).

AC/135 CodSPs are intended for streamlining international collaboration within the NCS. They also provide comprehensive ad hoc information which, for technical reasons, is not usually included in the ACodP-1.

Tables, grids and summaries included in the individual AC/135 CodSPs allow for detailed follow-up progress on ongoing developments undertaken within the NCS.

AC/135 CodSPs are updated in accordance with information received from countries and in accordance with decisions taken by AC/135.

#### 511.8 **NCS Brochure**

This brochure has been developed to explain the role that the NATO Codification System plays in the overall logistics functions within NATO, and in the wider context of PfP and Sponsored Non-NATO nations. This publication is also integrated in the AC/135 web site, <https://www.nato.int/structur/AC/135/index.html#/elibrary/printouts>.

#### 511.9 **NCS Guide**

The purpose of this Guide is to provide a common NATO or national document to outline the procedures by which manufacturers and suppliers will furnish, before delivery, item identification data for those items for which data are required. These item identification data are required for the identification of these items in the NCS. This publication is also integrated in the AC/135 web site, [https://www.nato.int/structur/AC/135/pdf/NCS\\_guide\\_e.pdf](https://www.nato.int/structur/AC/135/pdf/NCS_guide_e.pdf).



---

## Section 520 - National Codification Publications

### Sub-Section 521 - List of National Codification Publications

#### 521.1 Summary of existing National Codification Publications

Designation	Title	ACodP-1 Sub-Section
H2	Handbook for NATO Supply Classification	<a href="#">321</a>
H4	Handbook for NATO Commercial and Government Entity Codes	<a href="#">242</a>
H6	Item Name Directory	<a href="#">224</a>
IIG	Item Identification Guide	<a href="#">251</a>
IIDR	Item Identification Data Record	<a href="#">256</a>
MRD	Master Requirements Directory	<a href="#">283</a>
-	Guide for Industry	<a href="#">522</a>

In order to indicate the country responsible for the publication, the designation is preceded by the NATO Code for NCB.

#### 521.2 Table of National Codification Publications

This table provides an overview of National Codification Publications developed by NATO countries. Data of this table is available at [CodSP-32](#). More specific information on national publications can be found in the [CodSP-100 series](#).

521.3 Reproduction of the publications mentioned in this Sub-Section is at NATO countries discretion.

521.4 One courtesy copy will be provided to NATO countries and NSPA if so requested. Additional copies may be furnished on bilateral basis. Duplicates can be produced by the receiving countries/NSPA for their own use including administrations/agencies or dedicated government contractors.

## Sub-Section 522 - Guide for Industry

- 522.1 Each NCB and NSPA will develop and publish a guide for suppliers, contractors or specialized firms.

This national Guide based on the NCS Guide (see [paragraph 511.9](#)) is intended to be a general introduction of the NATO Codification System which will be issued with, or in advance of any contract.

- 522.2 When preparation of item identifications is required as part of the procurement contract, it shall be the responsibility of the contractor to furnish a draft item identification, prepared in accordance with this Guide, for each item of supply.

All data used in the item identifications shall be obtained from authoritative sources, as agreed in the contract, e.g. approved manufacturers' drawings, catalogues, military drawings or standards/specifications, etc. (see [STANAG 4177](#)).

This responsibility applies not only to items which are designated and produced by the contractor, but also to vendor items which are incorporated into the end-item and to items which are procured from sub-contractors.

## Section 530 - NATO Forms, Periodical Reports and Other Actions

### Sub-Section 531 - NATO Forms AC/135

#### 531.1 Summary of existing NATO Forms including Periodical Reports

NATO Form AC/135-No	Subject	Completion Time	ACodP-1 (Sub-Section)
<a href="#">ESR1</a>	<p>Assign NIIN and Register User Electronic Statistics Report No 1 (ESR1) on foreign identification Requests</p> <p>Data taken from NACOMS.</p> <p>NOTE: Report prepared by NSPA and presented in MIS</p>	Period: previous month	476 ( <a href="#">para. 476.1</a> )
<a href="#">ESR2</a>	<p>Electronic Statistics Report No. 2 – (ESR2) on national TIR and NMCRL user registration comparison</p> <p>NOTE: Data reported by NCB.</p> <p>Report prepared by NSPA and presented in MIS.</p>	<p>Bi-annual: FEB &amp; AUG</p> <p>Report before 10<sup>th</sup> FEB and 10<sup>th</sup> AUG each year:</p> <p>National database situation as close as possible to 1<sup>st</sup> of FEB and 1<sup>st</sup> of AUG</p>	476 ( <a href="#">para. 476.2</a> )
<a href="#">ESR3</a>	<p>Electronic Statistics Report No. 3 – (ESR3) on foreign NSN manually reviewed maintenance Requests</p> <p>NOTE: Data taken from NACOMS.</p> <p>Report prepared by NSPA and presented in MIS.</p>	<p>Monthly</p> <p>Period : previous month</p>	476 ( <a href="#">para. 476.3</a> )
<a href="#">ESR4</a>	<p>Electronic Statistics Report No. 4 – (ESR4) on direct codification related to export contracts</p> <p>NOTE: Data reported by NCB.</p> <p>Report prepared by NSPA and presented at Panel A.</p>	<p>Bi-annual: JAN &amp; JUL</p> <p>Report: before 31 JAN and 31 JUL each year:</p> <p>Period 1 : 2<sup>nd</sup> semester of the previous year</p> <p>Period 2: 1<sup>st</sup> semester of the current year</p>	476 ( <a href="#">para. 476.4</a> )

NATO Form AC/135-No	Subject	Completion Time	ACodP-1 (Sub-Section)
<a href="#">1A</a>	Initial Exchange of Information - Part A	Not applicable	<a href="#">431.2</a>
<a href="#">1B/C</a>	Initial Exchange of Information - Part B/C	Within 30 days after receipt	<a href="#">431.2</a>
<a href="#">3A</a>	NATO Codification System Change Request (NCSCR) - Details	Not applicable	<a href="#">481.9</a>
<a href="#">3B</a>	NATO Codification System Change Request (NCSCR) - Collaboration Comments	Comments within 90 days	<a href="#">481.9</a>
<a href="#">4A</a>	<del>NATO Codification System - Problem Report - Part A</del>	<del>Not applicable</del>	<del><a href="#">482.4</a></del>
<a href="#">4B</a>	<del>NATO Codification System - Problem Report - Part B</del>	<del>Within 10/20 days after receipt</del>	<del><a href="#">482.4</a></del>
<a href="#">6</a>	Request for Approval to utilize Original NATO Stock Numbers for Reproduced Items	Not applicable	<a href="#">437.1.9</a>
<a href="#">6 Appx</a>	List for Codification of Reproduced Items	Not applicable	<a href="#">437.1.10</a>
<a href="#">18</a>	Request for Registration/Cancellation of a NATO Codification Project Code	Not applicable	<a href="#">437.5.4</a>
<a href="#">28A</a>	H2/H6/IIG Collaboration Action Request - Transmittal	Within 10 days, except NSCs within 30 days	<a href="#">253.3.3</a>
<a href="#">28B</a>	H2/H6/IIG Collaboration Action Request - Reply		
<a href="#">28C</a>	IIG Registration Action Request	Within 10 days	<a href="#">254.3.6</a>
<a href="#">32</a>	Bilateral Support to BASELOG Clients	Not applicable	<a href="#">143.5</a>

## 531.2 Other Actions

Subject	Completion Time	ACodP-1 (Sub-Section)
<a href="#">File Replacement of Master Requirements Directory</a>	Monthly changes posted on Web by USA NCB.	<a href="#">285</a>

## Section 540 - Maintenance of the NATO Manual on Codification

### Sub-Section 541 - General

541.1 The NATO Manual on Codification is published as ACodP-1 and contains six (6) chapters each divided into sections, sub-sections, paragraphs and sub-paragraphs.

541.2 As identified in the Memorandum of Understanding (MOU) between AC/135 and NSPA, NSPA is tasked with the maintenance, translation and publication of ACodP-1 and will incorporate approved changes (see [Sub-Section 481](#)) into ACodP-1.

541.3 Proposals to correct typographical or similar errors are to be forwarded by the initiating country to NSPA and copied to the other countries.

If no dissenting views are offered, NSPA is authorized to incorporate the changes into the next edition of the ACodP-1.

541.4 To ensure the correctness of national entries given in tables contained in ACodP-1 and AC/135 CodSP, NSPA will in January of each year forward requests for validation to all countries.

Responses, including no change, will be forwarded to NSPA within 6 weeks of the date of the request for validation.

541.5 To ensure that the correct terminology is used in the bilingual ACodP-1 and that the relevant actions are executed in a timely manner, it is agreed that within a time period of four (4) to six (6) weeks after issue of an official English revision NSPA will draft, incorporate and publish the equivalent French text.

541.6 The ACodP-1 is produced and distributed bi-annually in both NATO official languages (English and French) in electronic format by NSPA.

541.7 To provide information which is of a transient nature e.g. tables, grids, summaries etc. related to ongoing developments within the NCS, Codification Support Publications - AC/135 CodSP - are published.

The AC/135 CodSPs are issued and maintained by the NATO Support and Procurement Agency - NSPA - in the English language on the basis of decisions taken by AC/135 Main Group and/or Panel A.

## Sub-Section 542 - Rules for Structure, Layout, Production and Updating

542.1 The under-mentioned rules for the structure, layout, production and updating of the chapters of ACodP-1 are based on directives from Allied Administrative Publication AAP-03.

### 542.2 Structure and Layout

The basic structure of the ACodP-1 should be chapters being divided into sections, sub-sections, paragraphs and sub-paragraphs as required. If annexes are required they are to be placed at the end the appropriate chapters. Possible appendices to annexes are to follow the appropriate annex. The publication will include a Record of Corrigenda and a Table of Contents. The layout of the text pages should be consistent throughout all chapters of the publication.

### 542.3 Page numbering

542.3.1 The page number of all pages in a chapter is to start with the chapter number in upper case Roman numerals.

542.3.2 The pages of each chapter preceding the text, beginning with the title page are to be numbered in sequence with the chapter number in upper case Roman numerals, page number in Arabic numerals, with a hyphen between Chapter and page number, e.g. VI - 800, VI - 801 etc.

542.3.3 All Annexes and Appendices will be clearly marked as such, on the first page of each annex and appendix, and will also appear in the Table of Content. They are to be numbered in consecutive Roman numerals (for the chapter), and Arabic (for the page); page numbers thus take the format convention of the rest of the manual.

### 542.4 Page Markings

542.4.1 On each page the abbreviated designation "ACodP-1" and the related chapter is to be shown in the header and the month and year of issue in the footer.

When a new edition is issued the month and year of the last version is replaced by the new month and year of issue.

542.4.2 New or revised text is displayed using the word processor's "Track Changes" feature and will also show up in the built PDF e.g. **red font** = inserted text; **bright green strikethrough font** = deleted text. At each new release of ACodP-1, only the latest edition related changes will be indicated.

542.4.3 On the title page of each chapter of the ACodP-1 the month and year of issue is to be shown.

Corrigenda to ACodP-1 are numbered consecutively starting with number one, and will reflect the section/paragraph where the change took place and the AC/135 Action Item from which it arose. See [ANNEX A](#) of this chapter for the layout of a Record of Corrigenda page.

#### 542.5 **Embedded Objects**

Embedding of all kind of objects e.g. spreadsheets, presentations, sounds, video etc. into the native word processing file is not permitted due to non-recognition of embedded objects during PDF conversion.

#### 542.6 **Hyperlinks**

The use of hyperlinks (to make a cross-reference within the document or a link to a file on the World Wide Web) is permitted, and recommended in the case of cross-reference to automatically numbered items within the document. The file originator shall, however, ensure that all links are valid and active.

## **Section 550 - Standard Layout Guidelines for Development of NATO Forms AC/135**

### **Sub-Section 551 - General**

- 551.1 All AC/135 Forms included in the ACodP-1 - NATO Manual on Codification - to be used in for electronic forms only.
- 551.2 The basic criteria to be followed when preparing new or revising existing Forms are:
- standard layout of boxes, blocks, letter types, titles and other expressions;
  - simple and logical sequence of the Form layout;
  - easily understood terminology making extensive use of approved terms, DRN titles or their abbreviations (see ACodP-1, [Chapter VI](#));
  - easily read text.
- 551.3 When the criteria and rules considered in this Section cannot be accommodated in the Form, due to its special format or aim, deviations should be limited to the minimum.



---

## Sub-Section 552 - Forms Specifications

### 552.1 Format

In principle all AC/135 Forms shall be designed in ISO A4 format or similar.

### 552.2 Language

- a. Forms shall include all written expressions in both NATO official languages. Depending on the availability of space in the different blocks or zones, the sequence of the language versions in each expression will be one of the following:
  - (1) English on the left followed by French translation separated by a slash.  
(e.g. REMARKS/REMARQUES)
  - (2) English on the top followed by French translation underneath.  
(e.g. ANNUAL REPORT  
RAPPORT ANNUEL)
- b. Both language versions shall use the same type of capital letters.  
Punctuation marks shall be omitted.

**NOTE:** Where the area of the boxes does not allow for the inclusion of both language expressions in accordance with this rule the Form must be split into two equal images printed as follows:  
English version: on the front page  
French version: on the next page.

- c. When an expression has the same spelling in both languages the expression is included on the Form just once.

### 552.3 Image Layout

- a. On top of each form, an framed heading shall be used for inscription of the following standard elements:

NATO CODIFICATION SYSTEM - SYSTEME OTAN DE CODIFICATION  
TITLE OF THE FORM (in English)  
TITRE DU FORMULAIRE (en Français)
- b. Forms intended to be returned with a reply from the destination activity will have two distinct horizontal zones identified as:

Part A - to be used by the originating authority  
Part B - to be used by the replying authority.
- c. When either Part A and/or Part B is sub-divided into 2 or more logical parts these shall be identified as:

Part A1, Part A2,.....etc.  
Part B1, Part B2,.....etc.
- d. Both Part A and Part B shall begin with a framed zone, sub-divided into three equal parts intended for address and reference data.

- e. The body of the Form containing the different logical boxes according to the intended use of the Form, shall be located in a framed zone separated from the heading.
- f. When both Part A and Part B or Part A1, A2.....B1, B2....., can be accommodated on the same page, the corresponding frames must be separated.

#### 552.4 Identification

- a. Form identification: Each Form will be identified by the expressions:

NATO FORM AC/135-No n (YY.MM) - FORMULAIRE OTAN AC/135-N° n (YY.MM)

situated in a separate box at the bottom of the Form within the frame.

<b>NOTE :</b> Different versions (revisions) of the same Form will be identified by appending the year (YY) and month (MM) of its formal approval between brackets, to the Form identification (YY.MM).
---

- b. Originating Authority identification

The originating Authority will be identified by Part A through the following indications:

- (1) Box A1: NATO “3-letter” Country Code<sup>27</sup> according to ISO 3166-1 and listed in [CodSP-3](#);
- (2) Box A2: Document reference number and shipping date;
- (3) Signature box located at the lower right corner of Part A.

- c. Replying Authority identification

The replying Authority will be identified by Part B through the following indications:

- (1) Box B1: NATO “3-letter” Country Code\* according to ISO 3166-1 and listed in [CodSP-3](#);
- (2) Box B2: Document reference number and date of reply;
- (3) Signature box located at the lower right corner of Part B.

---

<sup>27</sup> **Note:** NSPA having no NATO code, will be referred to as “NSPA”

552.5 NATO CODIFICATION SYSTEM - SYSTEME OTAN DE CODIFICATION  
TITLE OF THE FORM (in English)  
TITRE DU FORMULAIRE (en Français)

**PART A**

A1	FROM / DE	A2	REFERENCE / DATE	A3	TO / A
A4					

**PART B**

B1	FROM / DE	B2	REFERENCE / DATE	B3	TO / A
B4					

NATO FORM AC/135 - No. n	( YY.MM )	FORMULAIRE OTAN AC/135 - N° n
--------------------------	-----------	-------------------------------

## **Section 560 - Administrative Process - AC/135**

### **Sub-Section 561 - NATO Automated Business System (NABS)**

#### **561.1 General**

The NATO Automated Business System (NABS) is the official document management tool to be used within AC/135 for the establishment of agendas for Main Group, Panel A and Working Groups and as such constitutes the official AC/135 document repository. NABS ensures secure access to approved users and facilitates publishing and retrieving documentations relevant to AC/135 activities.

#### **561.2 Process**

NABS uses Microsoft SharePoint as a central repository for documents, agendas, reports, decision sheets, presentations, etc. All committee members are required to upload their correspondence in digital format into the respective group's agenda, under the appropriate agenda item. As a result documentation is visible to all committee members once they connect to NABS. In addition the use of automatic alerts allows committee members to be informed when new documentation is received. In this way the agenda becomes a live and dynamic document, updated on a constant basis available instantly to all committee members. Every committee can access specific NABS portions, based on permissions maintained by NSPA and therefore privacy from other groups is ensured. The Secretary of AC/135 controls access and documentation published in NABS subject to the decisions of the AC/135.



- This page intentionally left blank -

**NATO MANUAL  
ON  
CODIFICATION**

**ACodP-1**

**Chapter VI -  
GLOSSARY OF  
CODIFICATION  
TERMS**

**January 2024**

## CHAPTER VI - GLOSSARY OF CODIFICATION TERMS

### Preface

The glossary of the ACodP-1 is placed in this Chapter VI and contains the terms and definitions used in the ACodP-1.

Terms and definitions from the NATO Glossary of Terms and Definitions (AAP-06) may be included for the comprehension of the ACodP-1; they are to be a verbatim transcript of what is contained in the AAP-06 and identified as such.

This chapter compiles and defines all general terms used in codification. For all terms with an existing Data Record Number -DRN-, this chapter cross refers to the appropriate chapter where a definition is already given.

=====

## CHAPITRE VI - GLOSSAIRE DES TERMES DE CODIFICATION

### Préface

Le glossaire de l'ACodP-1 se trouve au présent Chapitre VII et comprend les termes et définitions utilisés dans l'ACodP-1.

Les termes et les définitions du Glossaire OTAN de termes et définitions (AAP-06) peuvent être insérés pour faciliter la compréhension de l'ACodP-1; ils peuvent figurer dans le glossaire mais doivent refléter textuellement le contenu de l'AAP-06 et être identifiés pour tels.

Ce chapitre reprend et définit tous les termes généraux utilisés en codification. Pour tous les termes munis d'un Numéro de donnée -NDD-, ce chapitre renvoie au chapitre concerné où figure déjà une définition.



## **Section 610 - Definitions of Codification Terms**

### **Sub-Section 611 - Definitions English/French**

The definitions are listed in English alphabetical sequence. In order to permit the user to locate a definition based on a French term [Sub-Section 612](#) contains an alphabetical French to English cross reference list.

=====

## **Section 610 - Définitions des Termes de Codification**

### **Sous-section 611 - Définitions anglais/français**

Les définitions sont énumérées en ordre alphabétique des termes anglais. Afin de permettre à l'utilisateur de localiser une définition sur la base d'un terme français, la [Sous-section 612](#) contient une liste de correspondance dans l'ordre alphabétique des termes français.

A	
<b>ACCESSORY</b>	<b>ACCESSOIRE</b>
A part, sub-assembly or assembly designed for use in conjunction with or to supplement another assembly, unit or set, contributing to the effectiveness thereof without intent to vary the basic function of the assembly or set. An accessory may be used for testing, adjusting or calibrating purposes; it may be a supplementary part used with an end item, or may be a mechanism or device used with some other mechanism or piece of equipment.	Pièce, sous-ensemble ou ensemble destiné à être utilisé conjointement avec ou en complément à un autre ensemble, ou une unité collective, ou un jeu contribuant à l'efficacité du matériel avec lequel il est utilisé sans rien modifier ni ajouter à sa fonction de base. Un accessoire peut servir à des essais, à des opérations de réglage ou d'étalonnage; ce peut être aussi une pièce supplémentaire utilisée avec un matériel complet ou un mécanisme ou encore un dispositif utilisé avec tout autre mécanisme ou pièce d'équipement.
<b>ACQUISITION ADVICE CODE -AAC- (DRN 2507)</b>	<b>CODE CRITERES D'ACQUISITION -CCA- (NDD 2507)</b>
See Chapter IV, Annex F, <a href="#">DRN 2507</a>	Voir Annex F, <a href="#">NDD 2507</a>
<b>ACTIVE ITEM IDENTIFICATION</b>	<b>IDENTIFICATION ACTIVE</b>
Item Identification for which at least one user is registered.	Identification pour laquelle au moins un utilisateur est inscrit.
<b>ACTIVITY</b>	<b>SERVICE, ORGANISME</b>
Specialized service and/or service branch of the NATO Armed Forces such as Army, Air Force, Navy, Supply Corps, Medical Service, Communication Branch etc.	Service spécialisé et/ou arme des Armées des pays de l'OTAN tels que Armée de terre, Air, Marine, Commissariat, Santé, Transmissions etc.
<b>ADD CHARACTERISTICS DATA</b>	<b>AJOUT DE DONNEES DESCRIPTIVES</b>
This inbound request(s) shall be used to request the addition of characteristics to an existing item identification for which the Source is registered as a user.  (see Chapter IV, <a href="#">paragraph 443.1</a> )	Cette demande entrante est utilisée pour une demande d'ajout de données descriptives à une identification d'article existante, pour laquelle l'émetteur est enregistré en tant qu'utilisateur.  (Voir Chapitre IV, <a href="#">paragraphe 443.1</a> )
<b>ADD IMAGE TO NMCRL</b>	<b>AJOUT D'IMAGES AU NMCRL</b>
This inbound request shall be used to add images to NMCRL. Images added will be available to anyone with a valid subscription license for NMCRL database.  (see Chapter IV, <a href="#">paragraph 441.1</a> )	Cette demande entrante est utilisée pour ajouter des images au NMCRL. Les images ajoutées seront disponibles pour toute personne possédant une licence d'abonnement valide pour la base de données NMCRL.  (Voir Chapitre IV, <a href="#">paragraphe 441.1</a> )
<b>ADD IUID to NMCRL</b>	<b>AJOUT D'IUID AU NMCRL</b>
This inbound request should be used to add IUID to NMCRL database. IUID added is available to anyone with access to NMCRL Web.  (see Chapter IV, <a href="#">paragraph 445.1</a> )	Cette demande entrante est utilisée pour ajout d'IUID au NMCRL. Les IUID ajoutés seront disponibles pour toute personne ayant accès au NMCRL Web.  (Voir Chapitre IV, <a href="#">paragraphe 445.1</a> )
<b>ADDITIONAL REFERENCE NUMBER</b>	<b>NUMERO DE REFERENCE ADDITIONNEL</b>
Reference Number representing any additional information to the item of supply. (See <a href="#">Sub-Section 232</a> ).	Tout numéro de référence qui sert de complément d'information à l'article de ravitaillement. (Voir <a href="#">Sous-section 232</a> ).

<b>A</b>	
<b>ADD REFERENCE</b>	<b>AJOUT DE GROUPES FABRICANT REFERENCE ET DE CODES ANNEXES</b>
Inbound action to request addition of a NATO Commercial and Government Entity Code, a Reference Number and related codes.  (see Chapter IV, <a href="#">paragraph 442.1</a> )	Action entrante pour demander l'ajout d'un Code NCAGE, d'un Numéro de référence et des codes annexes.  (voir chapitre IV, <a href="#">paragraphe 442.1</a> )
<b>ADD USER</b>	<b>AJOUT D'UTILISATEUR</b>
This inbound action to request addition of the Source as a user of an existing item identification and NATO Stock Number.  (see Chapter IV, <a href="#">paragraph 441.1</a> )	Cette action entrante pour une demande d'ajout d'émetteur en tant qu'utilisateur d'une identification d'article existante et d'un NNO.  (Voir Chapitre IV, <a href="#">paragraphe 441.1</a> )
<b>AGENCY</b>	<b>AGENCE</b>
An organization charged with a certain task, e.g. a procuring agency or the NATO Support and Procurement Agency (NSPA).	Organisme officiel chargé d'une certaine tâche, par exemple Service Central des Approvisionnements ou l'Agence OTAN de soutien et d'acquisition (NSPA).
<b>ALLIED CODIFICATION PUBLICATION NO. 1 -ACODP-1-</b>	<b>PUBLICATION INTERALLIEE DE CODIFICATION NO. 1 -ACODP-1-</b>
This present publication called NATO Manual on Codification sets out the principles, responsibilities, procedures, forms and general guidance on the operation on the NATO Codification System.	Cette publication intitulée Manuel OTAN de codification présente les principes, responsabilités, procédures, formulaires et directives générales ayant trait au fonctionnement du Système OTAN de codification
<b>ALLIED CODIFICATION PUBLICATION NO. 2 -ACODP-2-</b>	<b>PUBLICATION INTERALLIEE DE CODIFICATION NO. 2 -ACODP-2-</b>
This publication called NATO Multilingual Supply Classification Handbook contains the single uniform classification system of materiel within the NATO Codification System.	Cette publication intitulée Manuel OTAN multilingue du système de classification présente le système unique de classification uniforme des matériels employé au sein du système OTAN de codification
<b>ALLIED CODIFICATION PUBLICATION NO. 3 -ACODP-3-</b>	<b>PUBLICATION INTERALLIEE DE CODIFICATION NO. 3 -ACODP-3-</b>
This publication called NATO Multilingual Item Name Directory contains the uniform Approved Item Names assigned to materiel within the NATO Codification System.	Cette publication intitulée Manuel OTAN multilingue des dénominations contient les dénominations uniformes approuvées des matériels couverts par le système OTAN de codification
<b>ALLIED COMMITTEE 135 -AC/135-</b>	<b>COMITÉ ALLIÉ 135 -AC/135-</b>
A group known as "Group of National Directors on Codification" subordinate to the Conference of National Armament Directors -CNAD- and composed by the Directors of the Codification Authorities of the NATO Countries, to act as the responsible group for development, implementation and maintenance of the NATO Codification System in support of Allied Forces.	Un groupe appelé "Groupe des directeurs nationaux pour la codification" subordonné à la Conférence des directeurs nationaux des armements -CDNA- et composé des Directeurs des bureaux de codification des pays de l'OTAN, agissant comme groupe responsable pour la mise au point, la mise en service et au point, la mise en service et la tenue à jour du Système OTAN de codification pour le soutien des Forces alliées.

A	
<b>ALLOWANCE LIST</b>	<b>TABLEAU DE DOTATION</b>
A document prescribing items and quantity to be issued to an organizational element or a military unit (e.g. a ship) to conduct its assigned mission.	Document définissant les types et les quantités de matériels devant être fournis à un élément ou une unité (par ex. un navire) pour lui permettre de remplir sa mission.
<b>ANATOMICAL, THERAPEUTIC, CHEMICAL CLASSIFICATION SYSTEM –ATC- (DRN 9573)</b>	<b>CLASSIFICATION ANATOMIQUE, THÉRAPEUTIQUE ET CHIMIQUE –ATC- (NDD 9573)</b>
See Chapter IV Annex F, <a href="#">DRN 9573</a>	Voir chapitre IV, annexe F, <a href="#">NDD 9573</a>
<b>APPLICABILITY KEY -APPL KEY-</b>	<b>CODE D'APPLICABILITE -CA-</b>
A code used to relate the applicability of a requirement to an Approved Item Name in an IIG.	Code utilisé pour se référer à l'applicabilité d'une question à une Dénomination approuvée dans un GIA.
<b>APPROVED ITEM NAME -AIN- (DRN 5010)</b>	<b>DENOMINATION APPROUVEE -DENOM APPR- (NDD 5010)</b>
See Chapter IV, Annex F, <a href="#">DRN 5010</a>	Voir chapitre IV, annexe F, <a href="#">NDD 5010</a>
<b>ASSEMBLY</b>	<b>ENSEMBLE</b>
An item forming a portion of an equipment that can be provisioned and replaced as an entity and which normally incorporates replaceable parts or groups of parts. See also <a href="#">PART</a> ; <a href="#">SUB-ASSEMBLY</a> .  <b>NOTE:</b> The distinction between an assembly and a sub-assembly is not always exact; an assembly in one instance may be a sub-assembly in another where it forms a portion of an assembly.	En codification ce sont des pièces, composants ou combinaisons de ces éléments, réunis pour assurer une fonction déterminée.  <b>NOTE:</b> La distinction entre ensemble et sous-ensemble n'est pas toujours nette; ce qui est considéré comme un ensemble dans un cas peut être considéré comme un sous-ensemble dans un autre s'il constitue une partie d'ensemble.
<b>ASSIGNED NATO STOCK NUMBER -ASSIGNED NSN- (DRN 3960)</b>	<b>NUMERO DE NOMENCLATURE OTAN ATTRIBUE -NNO- (NDD 3960)</b>
See Chapter IV, Annex F, <a href="#">DRN 3960</a>	Voir chapitre IV, annexe F, <a href="#">NDD 3960</a>
<b>ASSIGNED NATO STOCK NUMBER - END ITEM</b>	<b>NUMERO DE NOMENCLATURE OTAN ATTRIBUE - ARTICLE PRINCIPAL</b>
A NSN assigned to a Weapon System/End Item for which the production of a Common User Item List is requested.	Un NNO attribué à un article principal de système d'armes pour lequel une liste d'articles d'usage commun est demandée.
<b>ASSIGNED NATO STOCK NUMBER - RELATED ASSEMBLY</b>	<b>NUMERO DE NOMENCLATURE OTAN ATTRIBUE - ENSEMBLE CONNEXE</b>
A NSN assigned to an Assembly related to a Weapon System/End Item for which the production of a Common User Item List is requested.	Un NNO attribué à un ensemble associé à un article principal de système d'armes pour lequel une liste d'articles d'usage commun est demandée.
<b>ASSIGNED NATO STOCK NUMBER - RELATED SKO</b>	<b>NUMERO DE NOMENCLATURE OTAN ATTRIBUE - JLO</b>
A NSN assigned to a Set, Kit or Outfit (SKO) related to a Weapon System/End Item for which the production of a Common User Item List is requested.	Un NNO attribué à un jeu, à un lot ou à un outillage (JLO) associé à un article principal de système d'armes pour lequel une liste d'articles d'usage commun est demandée.

A	
<b>ASSIGNED PERMANENT SYSTEM CONTROL NUMBER -ASSIGNED PSCN- (DRN 8863)</b>	<b>NUMERO DE NOMENCLATURE PREVISIONNEL ATTRIBUE -NNP ATTR- (NDD 8863)</b>
See Chapter IV, Annex F, <a href="#">DRN 8863</a>	Voir chapitre IV, annexe F, <a href="#">NDD 8863</a>
<b>ASSOCIATION CODE, NCAGE -AC NCAGE- (DRN 8855)</b>	<b>CODE ASSOCIATION, NCAGE -CA NCAGE- (NDD 8855)</b>
See Chapter IV, Annex F, <a href="#">DRN 8855</a>	Voir chapitre IV, annexe F, <a href="#">NDD 8855</a>
<b>AUTHORITY</b>	<b>AUTORITE</b>
See <a href="#">Sub-Section 481</a> .	Voir <a href="#">Sous-section 481</a> .
<b>AUTOMATIC DATA PROCESSING EQUIPMENT IDENTIFICATION CODE (DRN 0801)</b>	<b>CODE IDENTIFICATION DE MATÉRIEL DE TRAITEMENT AUTOMATIQUE DES DONNÉES (NDD 0801)</b>
See Chapter IV, Annex F, <a href="#">DRN 0801</a>	Voir Chapitre IV, annexe F, <a href="#">NDD 0801</a>
<b>AUTOMATED TESTING TOOL -ATT-</b>	<b>OUTIL DE TEST AUTOMATISÉ -OTA-</b>
AC/135 software testing tool that controls, executes and summarizes acceptance and compliance tests of new NATO/Tier2 members. ATT can test all existing software tools during operations as well.	Le logiciel de l'AC/135 « Outil de Test Automatisé » contrôle, exécute et résume les tests d'acceptation et de conformité des nouveaux pays membres de l'OTAN ou pays parrainés au niveau 2. OTA peut également tester tous les outils de logiciels existants au cours de ces opérations.

B	
<b>BASIC NAME</b>	<b>DENOMINATION DE BASE</b>
A single noun, or a noun and one or more modifiers, which establishes or otherwise delimits an item of supply or a category of items of supply, thus providing the basis for an Approved Item Name.	Nom simple, on suivi d'un ou plusieurs modificateurs, qui définit un article de ravitaillement ou une catégorie d'articles de ravitaillement et qui fournit ainsi la base d'une dénomination approuvée.
<b>BASIC NAME MODIFIER</b>	<b>MODIFICATEURS D'UNE DENOMINATION DE BASE</b>
Additional words, adjectives or other nouns, used with the basic name to describe more precisely an item of supply or category of items of supply.	Mots supplémentaires, adjectifs ou substantifs, utilisés avec la dénomination de base afin de rendre plus précise la description d'un article de ravitaillement ou d'une catégorie d'articles de ravitaillement.
<b>BLOCKING FACTOR</b>	<b>FACTEUR DE GROUPE</b>
The number of records contained in a physical block. (In codification NATO Standard: 20 ; 20 x 80 means that a physical block of data contains 20 records of 80 characters).	Nombre d'enregistrements contenus dans un block physique. (En codification standard OTAN: 20 ; 20 x 80 signifie qu'un bloc physique de données contient 20 enregistrements de 80 caractères).
<b>BUSINESS DAY</b>	<b>JOUR OUVRABLE</b>
Business day excludes all weekends and national holidays. It also encompasses national differences on a business week, such as Mon-Fri week or Sun-Thu week.	Jour ouvrable, à l'exclusion de tous les week-ends et jours fériés. Ceci englobe également les différences nationales de semaine de travail, telle que semaine du lundi au vendredi ou seaine du dimanche au jeudi.

C

<b>CATALOGUE</b>	<b>CATALOGUE</b>
In codification, an electronic compilation of data developed for specific requirements in accordance with predetermined requisites, normally intended to categorize, name and number items or products, to provide effective and efficient logistic management.	C'est en codification un répertoire de renseignements établi sous forme électronique, pour répondre à des besoins selon des règles prédéterminées et comportant normalement des dénominations et des numéros concernant les articles ou produits pour assurer une gestion logistique réelle et efficace.
<b>CENTRALIZED ORGANIZATION</b>	<b>ORGANISME CENTRALISATEUR</b>
Either a NATO Agency or a National Authority appointed as co-ordinating country by the various participating countries acting on behalf of the latter. The centralized organization ensures the co-ordination of codification operations and related logistics actions.	Soit une Agence de l'OTAN soit une autorité nationale désignée comme pays coordonnateur par les différents pays participants agissant pour le compte de ces derniers. L'organisme centralisateur assure la coordination des opérations de codification et des actions logistiques qui lui sont liées.
<b>CENTRAL VALIDATION CONTROLS (CV)</b>	<b>CONTROLES DE VALIDATIONS CENTRALISEES</b>
The data value validations against ACodP-1 Business Rules, (see Section 420, ( <a href="#">paragraph 420.4</a> )). Performed by NACOMS/NSPA. Optional for national software	Ces validations d'éléments de données en cohérence avec les règles d'échanges de l'ACodP-1 (sous-section 420, <a href="#">§ 420.4</a> ) sont réalisées par NSPA/NACOMS. Celles-ci sont optionnelles pour les logiciels nationaux.
<b>CHANGE CHARACTERISTICS DATA</b>	<b>MODIFICATION DE DONNEES DESCRIPTIVES</b>
This inbound request(s) shall be used to request the change of characteristics to an existing item identification for which the Source is registered as a user.  (see Chapter IV, <a href="#">paragraph 443.3</a> )	Cette demande entrante est utilisée pour une demande de modification de données descriptives vers une identification d'article existante pour laquelle l'émetteur est enregistré en tant qu'utilisateur.  (Voir Chapitre IV, <a href="#">paragraphe 443.3</a> )
<b>CHANGE OF REFERENCE RELATED CODES</b>	<b>MODIFICATION DE CODES ANNEXES DE GROUPE FABRICANT REFERENCE</b>
Inbound action to request the change of related codes to Reference(s) of an existing Item Identification for which the submitter is registered as a user.  (see Chapter IV, <a href="#">paragraph 442.3</a> )	Action entrante pour demander la modification des codes annexes accompagnant des Groupes fabricant référence d'une identification existante pour laquelle le pays soumettant est enregistré utilisateur.  (voir chapitre IV, <a href="#">paragraphe 442.3</a> )
<b>CHANGE NSC / INC</b>	<b>MODIFICATION CLASSE/CODE DENOM</b>
This inbound request(s) shall be used to request the change of NSC or INC to an existing item identification for which the Source is registered as a user.  (see Chapter IV, <a href="#">Sub-Section 446</a> )	Cette demande entrante est utilisée pour une demande de modification de classe et/ou dénom vers une identification d'article existante pour laquelle l'émetteur est enregistré en tant qu'utilisateur.  (Voir Chapitre IV, <a href="#">sous-section 446</a> )
<b>CHARACTERISTICS SEARCH PROCESS</b>	<b>CRIBLAGE SUR CARACTERISTIQUES</b>
Screening process using ADP means to detect duplicate NSNs on the basis of the item characteristics data (Characteristics Data).	Procédé de criblage à l'aide des moyens TAD afin de détecter des NNO faisant double sur la base des caractéristiques.(Caratéristiques Descriptives)
<b>CLASS</b>	<b>CLASSE</b>
See <a href="#">NATO SUPPLY CLASS</a> .	Voir <a href="#">CLASSE OTAN</a> .

C	
<b>CLASSIFICATION</b>	<b>CLASSIFICATION</b>
See <a href="#">NATO SUPPLY CLASSIFICATION SYSTEM</a> .	Voir <a href="#">SYSTEME OTAN DE CLASSIFICATION</a>
<b>CLEAR TEXT CHARACTERISTICS REPLY (DRN 4128)</b>	<b>REPONSE EN CLAIR (NDD 4128)</b>
See Chapter IV, Annex F, <a href="#">DRN 4128</a>	Voir chapitre IV, annexe F, <a href="#">NDD 4128</a>
<b>CODED CHARACTERISTICS DATA (DRN 9118)</b>	<b>CARACTERISTIQUES DESCRIPTIVES CODEES (NDD 9118)</b>
Used as inbound/outbound when providing coded characteristics data. See Chapter IV, Annex F, <a href="#">DRN 9118</a>	Utilisé comme entrant/sortant lors de la fourniture de données de caractéristiques descriptives codées. Voir chapitre IV annexe F, <a href="#">NDD 9118</a>
<b>CODED CHARACTERISTICS DATA GROUP (DRN 3317)</b>	<b>CARACTERISTIQUE DESCRIPTIVE CODEE -CDC- (NDD 3317)</b>
See Chapter IV, Annex F, <a href="#">DRN 3317</a>	Voir chapitre IV, annexe F, <a href="#">NDD 3317</a>
<b>CODED REPLY (DRN 3465)</b>	<b>REPONSE CODEE (NDD 3465)</b>
See Chapter IV, Annex F, <a href="#">DRN 3465</a>	Voir chapitre IV annexe F, <a href="#">NDD 3465</a>
<b>CODIFICATION</b>	<b>CODIFICATION</b>
The fundamental system for the establishment of a single supply language to identify, classify, number, record manufacturing sources and maintain a current record file of items of supply to provide a management tool for logistics. (See also <a href="#">NATO CODIFICATION</a> ).	Système fondamental de langage unique en matière de ravitaillement permettant d'identifier correctement, de classer, d'attribuer des numéros, d'enregistrer les sources de production et de tenir un fichier des articles de ravitaillement constituant un instrument de gestion logistique. (Voir aussi <a href="#">CODIFICATION OTAN</a> ).
<b>CODIFICATION CONTRACT CLAUSE</b>	<b>CLAUSE DE CODIFICATION</b>
Clause included in contracts for the procurement of equipment and spare parts requiring the contractor to provide the technical data required for item identification (engineering drawings, specifications and related documentation) and, if required, preparation of draft item identifications.	Clause insérée dans les contrats pour la fourniture de matériels et de pièces de rechange prévoyant la fourniture par le contractant des données techniques nécessaires à l'identification des articles (plans et spécifications de fabrication et documentation correspondante) et, si cela est nécessaire, la préparation des projets d'identification d'articles.
<b>CODIFICATION DATA</b>	<b>DONNEES DE CODIFICATION</b>
All data pertinent to items of supply i.e. item characteristics, manufacturer(s) and their part number(s) (References) and data regarding users. All these data are registered within each country's national file (Total Item Record). (See also <a href="#">IDENTIFICATION DATA</a> ).	Toutes les données se rapportant aux articles de ravitaillement c.à.d. données caractéristiques d'articles, données représentant un ou plusieurs fabricants et leurs numéros de pièce (Références) ainsi que des données concernant un ou plusieurs utilisateurs. Toutes ces données sont enregistrées dans le fichier national de chaque pays (Fichier général des identifications). (Voir également <a href="#">DONNEES D'IDENTIFICATION</a> ).

<b>C</b>	
<b>CODIFICATION SERVICES REQUEST</b>	<b>DEMANDE DE SERVICES DE CODIFICATION</b>
Action submitted by a country or NSPA in order to obtain the assigned NSN and all other data registered in the Total Item Record and, if required, registration as a user of the item of supply.	Opération soumise par un pays de l'OTAN ou la NSPA afin d'obtenir le NNO attribué ainsi que toutes les autres données enregistrées dans le Fichier général des identifications et si nécessaire, d'être inscrit utilisateur de l'article de ravitaillement.
<b>CODIFICATION SERVICES</b>	<b>SERVICES DE CODIFICATION</b>
The codification services which may be requested from another NATO or Tier 2 sponsored country are defined by the input transactions enumerated in <a href="#">Sub-Section 411</a> .	Les services de codification qui peuvent être demandés à un autre pays de l'OTAN ou un pays parrainé au niveau 2 sont définis par les opérations d'entrée qui sont énumérées à la <a href="#">Sous-section 411</a> .
<b>CODIFICATION SUPPORT PUBLICATION -CODSP-</b>	<b>PUBLICATION DE SOUTIEN EN CODIFICATION -CODSP-</b>
AC/135 CodSPs are intended for streamlining international collaboration within the NCS. They also provide comprehensive ad hoc information which, for technical reasons, is not usually included in the ACodP-1. Tables, grids and summaries included in the individual AC/135 CodSPs allow for detailed follow-up progress on ongoing developments undertaken within the NCS.	Les CodSP de l'AC/135 ont pour objet de simplifier la collaboration internationale au sein du SOC. Elles fournissent également des informations complètes ad hoc, lesquelles, pour des raisons techniques, ne figurent généralement pas dans l'ACodP-1. Les tableaux, grilles et synthèses des différentes CodSP de l'AC/135 permettent de suivre de près les progrès relatifs aux projets en cours de développement entrepris dans le cadre du SOC.
<b>COLLOQUIAL NAME</b>	<b>DENOMINATION USUELLE</b>
Any name other than the Approved Item Name which has been used for an item of supply and for which an Approved Item Name has been developed and recorded in the Item Name Directory H6.	Toute dénomination autre qu'une Dénomination approuvée qui a été utilisée pour un article de ravitaillement pour lequel une Dénomination approuvée a été adoptée et figurant au Lexique des dénominations H6.
<b>COMMON PROCUREMENT VOCABULARY CODE -CPV CODE- (DRN 9569)</b>	<b>CODE DU VOCABULAIRE COMMUN POUR LES MARCHÉS PUBLICS -CODE CPV- (NDD 9569)</b>
See Chapter IV, Annex F, <a href="#">DRN 9569</a>	Voir chapitre IV, annexe F, <a href="#">NDD 9569</a>
<b>COMMON PROJECT</b>	<b>PROJET COMMUN</b>
A project dealing with original or reproduced items and operated by a central organization acting for at least two NATO countries.	Projet de réalisation par au moins deux pays de l'OTAN d'articles originaux ou reproduits, dont l'exécution est dirigée par un organisme centralisateur.
<b>COMPATIBILITY OF FILES DATA</b>	<b>COMPATIBILITE DES DONNEES DE FICHIER</b>
Capability of processing data on files maintained by different countries or NSPA for international exchange.	Possibilité de traiter les données se trouvant dans des fichiers tenus à jour par des pays différents ou par la NSPA en vue d'en permettre l'échange.
<b>COMPONENT</b>	<b>COMPOSANT</b>
A part or combination of parts, having a specified function which can only be installed or replaced as a whole, and is also generally expendable.	Pièce ou assemblage de pièces assurant une fonction déterminée, ne pouvant être monté ou remplacé qu'en totalité et généralement consommable.



<b>C</b>	
<b>COMPRESSED MESSAGE</b>	<b>MESSAGE COMPRESSÉ</b>
A package containing XML Message(s) and Attachment(s) that is sent by one nation to another nation(s) via NMBS to NSPA during a transmission session.	Un paquet contenant des messages XML et des pièces jointes, qui est envoyé par une nation à une autre nation, via NMBS, à la NSPA pendant une session de transmission.
<b>CONCEPT</b>	<b>CONCEPT</b>
See <a href="#">ITEM OF SUPPLY CONCEPT</a> .	Voir <a href="#">CONCEPT D'ARTICLE DE RAVITAILLEMENT</a> .
<b>CONDITION CODE</b>	<b>INDICE DE CLASSIFICATION</b>
A one-position numeric code 1 or 2 assigned to each Approved Item Name, indicating whether the referenced AIN is classified in one class, two or more classes within the NATO Supply Classification System. This code appears in Item Name Directories (H6).	Un code numérique d'un caractère 1 ou 2 attribué à chaque Dénomination approuvée, indiquant que celle-ci est classifiée dans une classe spécifique du Système OTAN de classification. Ce code apparaît dans les Lexiques des dénominations (H6).
<b>CONFORMITY OF FILES DATA (IDENTICAL DATA)</b>	<b>CONFORMITE DES FICHIERS (IDENTITE DES DONNEES)</b>
Storage of identical data by type and quantity in the data files of NCBs or NSPA subject to uniform criteria and measures for frequent screening of the files with the aim of mutual confirmation of registered data or supplementation of outstanding data.	Enregistrement de données identiques par type et par quantité dans les fichiers des BNC ou de la NSPA qui font l'objet de critères uniformes et de mesures pour des criblages fréquents afin d'obtenir confirmation des données enregistrées ou des données en instance d'enregistrement.
<b>CONTAINER</b>	<b>CONTENEUR</b>
A Container resides within a Message and each Container has its own unique Container Serial Number within that Message. Each Container holds Action(s) pertaining to a single NIIN/Create request.	Un conteneur réside à l'intérieur d'un message, et chaque conteneur possède son propre numéro de série unique à l'intérieur de ce message. Chaque conteneur contient des actions relatives à un seul NOI/demande de création.
<b>CONTINUATION INDICATOR CODE -CIC- (DRN 8555)</b>	<b>CODE INDICATEUR DE SUITE -CIS- (NDD 8555)</b>
See Chapter IV, Annex F, <a href="#">DRN 8555</a>	Voir chapitre IV, annexe F, <a href="#">NDD 8555</a>
<b>CONTRACTOR</b>	<b>CONTRACTANT</b>
In codification, either a producing manufacturer or a main equipment supplier, contracted by a procuring activity and principally responsible for the delivery of main equipment and related spare parts together with technical information i.e., drawings, specifications etc., or item identification data for codification purposes.	En codification, soit un fabricant réel soit un fournisseur de l'équipement signataire d'un contrat avec un organisme d'achat et responsable de la fourniture de l'équipement principal ainsi que des pièces de rechange s'y rapportant en même temps que des renseignements techniques c.à.d. dessins, spécifications etc. ou des données d'identification nécessaires à la codification.
<b>CO-ORDINATION REQUEST</b>	<b>DEMANDE DE COORDINATION</b>
See <a href="#">INTERNATIONAL COLLABORATION</a> .	Voir <a href="#">COLLABORATION INTERNATIONALE</a> .
<b>3 LETTER ISO COUNTRY CODE (DRN 3408)</b>	<b>CODE PAYS (NDD 3408)</b>
See Chapter IV, Annex F, <a href="#">DRN 3408</a>	Voir chapitre IV, annexe F, <a href="#">NDD 3408</a>

C	
<b>CROSS REFERENCE LIST -CRL-</b>	<b>LISTE DE CORRESPONDANCE (CRL)</b>
Publication showing NATO Stock Numbers and References including some related codes in cross relation, considered as the basic manual research tool. Cross Reference Lists are prepared by NCBs / NSPA and usually published in electronic format.	Publications indiquant les Numéros de nomenclature OTAN et les références y compris les codes annexes mis en correspondance les uns par rapport aux autres et considérées comme les outils de base pour la recherche manuelle. Les Listes de correspondance sont établies par les BNC / NSPA et généralement publiées en format électronique.
D	
<b>DATA</b>	<b>DONNEES</b>
See <a href="#">IDENTIFICATION DATA</a> .	Voir <a href="#">DONNEES D'IDENTIFICATION</a> .
<b>DATA ELEMENT</b>	<b>ELEMENT DE DONNEE (DONNEES)</b>
In codification, a basic unit of information having a unique meaning and which has categories of distinct units or values. Data elements are the basic factors used in the NATO Codification System and identified by a name, a definition and a four digit numeric code known as Data Record Number -DRN-.	C'est en codification l'unité de base de l'information ayant une seule signification et qui peut être classée dans des catégories d'unités ou de valeurs distinctes. Les données sont les éléments de base utilisés dans le Système OTAN de codification. Elles sont identifiées par un nom, une définition et un numéro à quatre chiffres appelé Numéro de donnée -NDD-.
<b>DATA ELEMENT ORIENTED WITH RETURN CODE AND WITHOUT VALUE (SEGMENT P – DRN 9113)</b>	<b>REJET AVEC CODE RETOUR ET SANS INDICATION DE VALEUR (SEGMENT P – NDD 9113)</b>
See Chapter IV, Annex F, <a href="#">DRN 9113</a>	Voir chapitre IV, annexe F, <a href="#">NDD 9113</a>
<b>DATA ELEMENT ORIENTED WITH VALUE (SEGMENT R – DRN 9115)</b>	<b>MODIFICATION DE DONNEES AVEC INDICATION DE VALEUR (SEGMENT R – NDD 9115)</b>
See Chapter IV, Annex F, <a href="#">DRN 9115</a>	Voir chapitre IV, annexe F, <a href="#">NDD 9115</a>
<b>DATA ELEMENT ORIENTED WITH VALUE AND RETURN CODE (SEGMENT Q – DRN 9114)</b>	<b>REJET AVEC CODE RETOUR ET INDICATION DE VALEUR (SEGMENT Q – NDD 9114)</b>
See Chapter IV, Annex F, <a href="#">DRN 9114</a>	Voir chapitre IV, annexe F, <a href="#">NDD 9114</a>
<b>DATA ELEMENT TERMINATOR CODE -DETC- (DRN 8268)</b>	<b>FIN DE DONNEES -FIN DON- (NDD 8268)</b>
See Chapter IV, Annex F, <a href="#">DRN 8268</a>	Voir chapitre IV, annexe F, <a href="#">NDD 8268</a>
<b>DATA FILES</b>	<b>FICHIERS DES DONNEES</b>
Computer records that contain information to be processed, as distinguished from records that inform how to process it (such as programs).	Enregistrements utilisables par un ordinateur et contenant les informations à traiter, par opposition aux enregistrements qui indiquent comment l'information doit être traitée (fichiers programmes).
<b>DATA MANAGEMENT SYSTEM</b>	<b>SYSTEME DE GESTION DES DONNEES</b>
In codification, an integrated system of support programs which enables the generation, input, query, retrieval, output, and editing of files without the necessity of the user being aware of either the physical structure of the files or the system hardware configuration.	C'est en codification un système intégré de programmes auxiliaires permettant de produire, d'entrer, d'interroger, de retrouver, de sortir et d'éditer des fichiers sans qu'il soit nécessaire pour l'utilisateur de connaître la structure physique des fichiers où la configuration du matériel du système.

D	
<b>DATA RECORD NUMBER -DRN- (DRN 0950)</b>	<b>NUMERO DE DONNEE -NDD- (NDD 0950)</b>
See Chapter IV, Annex F, <a href="#">DRN 0950</a>	Voir chapitre IV, annexe F, <a href="#">NDD 0950</a>
<b>DATA UNIVERSAL NUMBERING SYSTEM NUMBER -DUNS NUMBER- (DRN 3405)</b>	<b>NUMÉRO DU SYSTÈME DE NUMÉROTATION UNIVERSEL DES DONNÉES -NUMÉRO DUNS- (NDD 3405)</b>
See Chapter IV, Annex F, <a href="#">DRN 3405</a>	Voir chapitre IV, annexe F, <a href="#">NDD 3405</a>
<b>DATE NCAGE ESTABLISHED (DRN 2262)</b>	<b>DATE D'ENREGISTREMENT DE L'ORGANISME (NDD 2262)</b>
See Chapter IV, Annex F, <a href="#">DRN 2262</a>	Voir chapitre IV, annexe F, <a href="#">NDD 2262</a>
<b>DATE, NIIN ASSIGNMENT (DRN 8757)</b>	<b>DATE, ATTRIBUTION DU NOI (NDD 8757)</b>
See Chapter IV, Annex F, <a href="#">DRN 8757</a>	Voir Chapitre IV, annexe F, <a href="#">NDD 8757</a>
<b>DATE, LAST CHANGE NIIN RECORD (DRN 8712)</b>	<b>DATE DE LA DERNIÈRE MODIFICATION DU NOI (NDD 8712)</b>
See Chapter IV, Annex F, <a href="#">DRN 8712</a>	Voir Chapitre IV, annexe F, <a href="#">NDD 8712</a>
<b>DATE OF LAST CHANGE, NCAGE RECORD (NCAGE DATA - DRN 9567)</b>	<b>DATE DE LA DERNIÈRE MODIFICATION DU FICHER NCAGE (DONNÉES NCAGE - NDD 9567)</b>
See Chapter IV, Annex F, <a href="#">DRN 9567</a>	Voir chapitre IV, annexe F, <a href="#">NDD 9567</a>
<b>DATE STANDARDIZATION DECISION -DATE STDS DEC- (DRN 2300)</b>	<b>DATE DE DECISION DE NORMALISATION - DATA DEC NORM - (NDD 2300)</b>
See Chapter IV, Annex F, <a href="#">DRN 2300</a>	Voir chapitre IV, annexe F, <a href="#">NDD 2300</a>
<b>DATE TIME</b>	<b>DATE / HEURE</b>
Standard: ISO 8601 Calendar type: Gregorian Calendar dates representation: YYYY-MM-DD Time representation: hh:mm:ss (extended format) Time zone designator: Coordinated Universal Time (UTC) only Combined date and time representations: YYYY-MM-DDThh:mm:ssZ	Standard : ISO 8601 Type de calendrier : Grégorien Représentation de la date du calendrier : AAAA-MM-JJ Représentation du temps : hh:mm:ss (format étendu) Indicatif de fuseau horaire : Temps Universel Coordonné (UTC) uniquement. Représentation combinée de la date et de l'heure : AAAA-MM-JJThh:mm:ssZ
<b>DECODED CHARACTERISTICS DATA</b>	<b>DONNEES DESCRIPTIVES DECODEES</b>
A data chain consisting of data elements (in decoded format) that are required to develop (print) an item identification description	Une chaîne de données constituées d'éléments de données (en format décodé) qui sont nécessaires pour afficher une description d'identification d'article.
<b>DECODED REPLY STATEMENT (DRN 3864)</b>	<b>REPONSE DECODEE (NDD 3864)</b>
See Chapter IV, Annex F, <a href="#">DRN 3864</a>	Voir chapitre IV, annexe F, <a href="#">NDD 3864</a>

<b>D</b>	
<b>DELETE CHARACTERISTICS DATA</b>	<b>SUPPRESSION DE DONNEES DESCRIPTIVES</b>
<p>This inbound request(s) shall be used to request the deletion of characteristics to an existing item identification for which the Source is registered as a user.</p> <p>(see Chapter IV, <a href="#">paragraph 443.2</a>)</p>	<p>Cette demande entrante est utilisée pour une demande de suppression de données descriptives vers une identification d'article existante pour laquelle l'émetteur est enregistré en tant qu'utilisateur.</p> <p>(Voir Chapitre IV, <a href="#">paragraphe 443.2</a>)</p>
<b>DELETE IMAGE FROM NMCRL</b>	<b>SUPPRESSION D'IMAGES AU NMCRL</b>
<p>This inbound request shall be used to delete images from NMCRL database.</p> <p>(see Chapter IV, <a href="#">paragraph 444.2</a>)</p>	<p>Cette demande entrante est utilisée pour une suppression d'images au NMCRL.</p> <p>(Voir Chapitre IV, <a href="#">paragraphe 444.2</a>)</p>
<b>DELETE IUID FROM NMCRL</b>	<b>SUPPRESSION D'IUID AU NMCRL</b>
<p>This inbound request shall be used delete IUID Indicator from NMCRL database.</p> <p>(see Chapter IV, <a href="#">paragraph 445.2</a>)</p>	<p>Cette demande est utilisée pour une demande de suppression d'IUID au NMCRL.</p> <p>(Voir Chapitre IV, <a href="#">paragraphe 445.2</a>)</p>
<b>DELETE USER</b>	<b>RETRAIT DU NUMERO DE REGLE DE DIFFUSION</b>
<p>Inbound action to request the withdrawal as a user of an Item Identification and NATO Stock Number whenever the procuring country ceases to use an item for which user registration has been recorded in the producing country.</p> <p>(see Chapter IV, <a href="#">paragraph 441.2</a>)</p>	<p>Action entrante pour demander le retrait d'utilisateur d'une identification et d'un Numéro de nomenclature OTAN, chaque fois que le pays acheteur cesse d'utiliser un article pour lequel il est enregistré utilisateur auprès du pays producteur.</p> <p>(Voir chapitre IV, <a href="#">paragraphe 441.2</a>)</p>
<b>DELETE OF REFERENCE AND RELATED CODES</b>	<b>RETRAIT DE GROUPE(S) FABRICANT REFERENCE ET CODES ANNEXES</b>
<p>Inbound action to request withdrawal of Reference(s) and related codes from an existing Item Identification for which the submitter is a registered user.</p> <p>(see Chapter IV, <a href="#">paragraph 442.2</a>)</p>	<p>Action entrante pour demander le retrait de Groupe(s) fabricant référence et des codes annexes d'une identification existante pour laquelle le soumettant est inscrit utilisateur.</p> <p>(Voir chapitre IV, <a href="#">paragraphe 442.2</a>)</p>
<b>DELIMITATION OF ITEM CONCEPTS</b>	<b>DELIMITATION DES CONCEPTS D'ARTICLES</b>
<p>The demarcation of item concepts, inherent in basic and item names, to distinguish between different item of supply concepts in the same name or to differentiate between similar item of supply concepts in different names, thus ensuring only one interpretation of basic or item names.</p>	<p>Détermination des limites des concepts d'articles de ravitaillement liés aux dénominations de base et aux dénominations d'articles, permettant de faire la distinction entre des concepts différents d'articles de ravitaillement de même dénomination ou entre des concepts similaires de dénominations différentes, et assurant ainsi une interprétation unique des dénominations de base ou des dénominations d'articles.</p>

## D

<b>DELIMITED BASIC NAME</b>	<b>DENOMINATION DE BASE DELIMITEE</b>
A basic name plus definition(s) which is (are) numbered for each separate concept. The appropriate number is quoted in parenthesis after each subsequent use of the basic name, e.g.: GENERATOR (1), DIRECT CURRENT; GENERATOR (2), HYDROGEN. This is used to avoid repeating the established basic concept for each recurring use of the basic name in the Item Name Directory (H6).	Dénomination de base, plus les définitions numérotées pour chacun des concepts. Le nombre approprié est inscrit entre parenthèses après chaque utilisation successive de la dénomination de base, par ex.: GENERATEUR (1), COURANT CONTINU, GENERATEUR (2), HYDROGENE. Cette méthode permet d'éviter la répétition du concept de base à chaque nouvelle utilisation de la dénomination de base dans le Lexique des dénominations (H6).
<b>DEMILITARIZATION CODE -DEMIL CODE- (DRN 0167)</b>	<b>CODE DEMILITARISATION -CODE DEMIL- (NDD 0167)</b>
See Chapter IV, Annex F, <a href="#">DRN 0167</a>	Voir chapitre IV, annexe F, <a href="#">NDD 0167</a>
<b>DEMILITARIZATION INTEGRITY CODE (DRN 0138)</b>	<b>CODE D'INTEGRITE DE DEMILITARISATION (NDD 0138)</b>
See Chapter IV, Annex F, <a href="#">DRN 0138</a>	Voir chapitre IV, annexe F, <a href="#">NDD 0138</a>
<b>DENSITY</b>	<b>DENSITE</b>
The number of bytes recorded in the unit of length. (In codification, NATO Standard 1600 BPI - bytes per inch).	Nombre de rangées d'informations (multiplets) enregistrées dans l'unité de longueur. (En codification, Standard OTAN 1600 BPI - bytes per inch).
<b>DERIVE</b>	<b>DERIVE</b>
Instead of having to send all data within each message modern data systems are able to locate data based on a key attribute in the message. The data can be derived from within the message itself or in the target database. Having Codification Tools derive data this way lessens the data exchange requirement within the system	Au lieu d'envoyer toutes les données dans chaque message, les systèmes de données modernes sont capables de localiser les données sur la base d'un attribut clé du message. Les données peuvent être dérivées du message lui-même ou de la base de données cible. Le fait que les outils de codification dérivent les données de cette manière réduit les exigences en matière d'archivage des données dans le système.
<b>DESCRIPTIVE DATA FILE</b>	<b>FICHER GENERAL DES DESCRIPTIONS</b>
File on ADP support in Segment M or V format containing the descriptive data of all the items of supply registered in the Total Item Record with a Type of Identification other than 2.	Fichier sur support informatique en format M ou V contenant les données descriptives de tous les articles de ravitaillement enregistrés dans le Fichier général des identifications avec un Type d'identification autre que 2.
<b>DESCRIPTIVE METHOD OF ITEM IDENTIFICATION</b>	<b>IDENTIFICATION PAR DESCRIPTION</b>
Establishes and delimits the concept of an item of supply by the delineation of the essential characteristics of that item which gives it a unique character and differentiates it from every other item of supply.	Etablit et délimite le concept d'un article de ravitaillement par l'énoncé et la définition des caractéristiques essentielles d'un article qui lui donnent son caractère unique et le différencient de tout autre article de ravitaillement.

## D

<b>DESIGN CONTROL AUTHORITY</b>	<b>DÉTENTEUR LÉGAL DU MODÈLE</b>
The individual, company, firm, corporation, designing authority or government department which controls the design, characteristics and production of an item by means of its engineering drawings, specifications and inspection requirements.	Le particulier, la société, la corporation de l'Etat qui détient légalement ou administrativement le modèle et ses caractéristiques et qui est responsable de la production d'un article au moyen des plans de fabrication, des spécifications et par des contrôles d'exécution.
<b>DESIGN CONTROL REFERENCE</b>	<b>REFERENCE DE CONTROLE DU CONCEPTEUR</b>
See <a href="#">REFERENCE NUMBER CATEGORY CODE</a> .	Voir <a href="#">CODE CATEGORIE DE REFERENCE</a>
<b>DESTINATION</b>	<b>DESTINATION</b>
The nation identified in Message header as the target nation of a Message.	La nation identifiée dans l'en-tête comme étant la nation cible d'un message.
<b>DESTINATION ACTIVITY CODE -DEST ACT CODE- (DRN 3880)</b>	<b>CODE DESTINATAIRE -CODE DEST- (NDD 3880)</b>
See Chapter IV, Annex F, <a href="#">DRN 3880</a>	Voir chapitre IV, annexe F, <a href="#">NDD 3880</a>
<b>DESTINATION VALIDATIONS (DV)</b>	<b>VALIDATIONS DE DESTINATION</b>
Validations on data value acceptability based on ACodP-1 Business Rules, like is a value acceptable in a given scenario. Performed at Message Destination by national software.	Ces validations d'éléments de données en cohérence avec les règles d'échanges de l'ACodP-1 pour vérifier la valeur acceptable d'une donnée dans un scénario propre sont réalisées par le logiciel national lorsque le message arrive à destination.
<b>DIRECT CODIFICATION</b>	<b>CODIFICATION DIRECTE</b>
The terminology "direct codification" is used to indicate that requests for codification services are submitted by sending an Initial Provisioning List (IPL) and processed as national identification requests.	L'expression «codification directe» est utilisée pour indiquer que les demandes de services de codification sont soumises par l'envoi d'une liste d'approvisionnement initial (IPL) et traitées comme des demandes d'identification nationales.
<b>DLA LOGISTICS INFORMATION SERVICE (USA)</b>	<b>DLA LOGISTICS INFORMATION SERVICE (USA)</b>
The national Codification Bureau of the United States of America.	Le Bureau national de codification des Etats-Unis d'Amérique.
<b>DOCUMENT AVAILABILITY CODE -DAC- (DRN 2640)</b>	<b>CODE DISPONIBILITE DE DOCUMENT -CDD- (NDD 2640)</b>
See Chapter IV, Annex F, <a href="#">DRN 2640</a>	Voir chapitre IV, annexe F, <a href="#">NDD 2640</a>
<b>DOCUMENT CONTROL NUMBER -DCN- (DRN 1015)</b>	<b>NUMERO DE DOCUMENT -ND- (NDD 1015)</b>
See Chapter IV, Annex F, <a href="#">DRN 1015</a>	Voir chapitre IV, annexe F, <a href="#">NDD 1015</a>
<del><b>DOCUMENT CONTROL SERIAL NUMBER -DCSN- (DRN 1000)</b></del>	<del><b>NUMERO DE SERIE DU NUMERO DE DOCUMENT -NSND- (NDD 1000)</b></del>
<del>See Chapter IV, Annex F, <a href="#">DRN 1000</a></del>	<del>Voir chapitre IV, annexe F, <a href="#">NDD 1000</a></del>
<b>DOCUMENT IDENTIFIER CODE -DIC- (DRN 3920)</b>	<b>CODE OPERATION -CO- (NDD 3920)</b>
See Chapter IV, Annex F, <a href="#">DRN 3920</a>	Voir chapitre IV, annexe F, <a href="#">NDD 3920</a>

<b>D</b>	
<b>DRAFT ITEM IDENTIFICATION</b>	<b>PROJET D'IDENTIFICATION</b>
Item Identification prepared by a national user or contractor and submitted to the NCB for NSN assignment.	Identification préparée par un utilisateur national ou un contractant et présentée au BNC pour l'attribution du NNO.
<b>DRAWING NUMBER</b>	<b>NUMERO DE PLAN</b>
A number consisting of letters and/or numbers, sometimes separated by dashes. This number is assigned to a particular drawing for identification purposes by the activity controlling the drawing.	Numéro composé de lettres et/ou de chiffres séparés parfois par des tirets. Ce numéro est attribué par l'organisme à un plan particulier à des fins d'identification.
<b>DRAWING NUMBER REFERENCE</b>	<b>REFERENCE DE PLAN</b>
See <a href="#">REFERENCE NUMBER CATEGORY CODE</a> .	Voir <a href="#">CODE DE CATEGORIE DE REFERENCE</a> .
<b>DROP TABLE</b>	<b>TABLE D'EXCLUSION</b>
Table used by NCBs to eliminate distribution of file maintenance/notification data when a country or NSPA has specified that such data is not desired.	Table utilisée par les BNC afin d'empêcher la distribution des données de mise à jour/notification à un organisme (BNC ou NSPA) qui a exprimé le désir de ne pas les recevoir.
<b>DUPLICATE NATO STOCK NUMBERS</b>	<b>NUMEROS DE NOMENCLATURE OTAN FAISANT DOUBLE</b>
Identical items of supply for which different NATO Stock Numbers (two or more) have been assigned and which are therefore in conflict and require one (or more) Stock Number(s) to be cancelled.	Articles de ravitaillement identiques dotés de Numéros de nomenclature OTAN différents (deux ou plus), ce qui crée une confusion et doit conduire à l'annulation d'un ou plusieurs numéros.
<b>DUPLICATION OF ITEM IDENTIFICATIONS</b>	<b>IDENTIFICATION FAISANT DOUBLE</b>
That which resembles or exactly corresponds to another; a draft item identification which corresponds exactly to a previously approved Item Identification.	Identification exactement semblable ou analogue à une autre identification; projet d'identification correspondant exactement à une identification déjà approuvée.
<b>E</b>	
<b>EDIT GUIDE</b>	<b>TABLE DE CONTROLE</b>
This guide is used for the input control of a submitted group of data which must meet the requirements of this guide in order to be recorded in the Total Item Record.	Table utilisée aux Etats-Unis d'Amérique pour le contrôle d'entrée d'un ensemble de données soumises qui doit être conforme à ces tables pour être enregistré au Fichier général des identifications.
<b>EDIT/VALIDATION</b>	<b>CONTROLE/VALIDATION</b>
In codification a control of data validity submitted against a defined format.	C'est en codification le contrôle de la validité des données soumises suivant un format défini.
<b>EMAIL ADDRESS (DRN 3375)</b>	<b>ADRESSE ÉLECTRONIQUE (NDD 3375)</b>
See Chapter IV, Annex F, <a href="#">DRN 3375</a>	Voir chapitre IV, annexe F, <a href="#">NDD 3375</a>

<b>E</b>	
<b>EMERGENCY CODIFICATION PROCEDURE</b>	<b>PROCEDURE D'URGENCE</b>
In cases of an exceptionally urgent nature (e.g. when materiel for which no NSN has been assigned is received at a depot) codification requests for newly procured equipment be submitted via teletype messages. The codification work is to be performed within the time frame of 7 days.	Dans le cas d'une urgence exceptionnelle (par ex. lorsqu'un dépôt reçoit des matériels auxquels aucun NNO n'a été attribué), des demandes de codification peuvent être soumises par message télétype pour des articles nouvellement achetés. Les travaux de codification doivent être effectués dans le délai de 7 jours.
<b>END ITEM</b>	<b>ARTICLE PRINCIPAL</b>
A final combination of components, assemblies and/or parts ready for its intended use.	Combinaison achevée de composants, d'assemblages et/ou de pièces prêts à l'usage auquel ils sont destinés.
<b>EQUIPMENT</b>	<b>EQUIPEMENT</b>
All non-expendable items needed to outfit/equip an individual or organization. NOTE: The term refers to clothing, tools, utensils, vehicles, weapons and other similar items.	Articles non consommables prévus en dotation individuelle ou collective. NOTE: L'expression se rapporte aux vêtements, outils, ustensiles, véhicules, armes et autres similaires.
<b>EQUIVALENT</b>	<b>EQUIVALENT</b>
Items are equivalent when although not identical, they have sufficient in common as to be capable of being used for the same purpose.	Des articles sont dits équivalents lorsque, sans être véritablement identiques, ils ont suffisamment de points communs pour servir au même usage.
<b>ESSENTIAL DATA ELEMENT</b>	<b>ELEMENT DE DONNEES ESSENTIEL</b>
A data element that is required for a requested action to pass validation and be transmitted - NCAGE Code (DRN 4140) - Reference Number (DRN 8733) - NATO Supply Class (DRN 3990) - Item Name Code (DRN 4080) or Non-Approved Item Name (DRN 5020)	Un élément de données qui est nécessaire pour que l'action demandée passe la validation et soit transmise. - Code NCAGE (NDD4140) - Numéro de référence (NDD 8733) - Classe OTAN (NDD 3990) - Code dénomination (NDD 4080) ou Dénomination Non-Approuvée (NDD 5020)
<b>EXACT MATCH</b>	<b>CORRESPONDANCE EXACTE</b>
See <a href="#">MATCH</a> .	Voir <a href="#">CORRESPONDANCE</a> .
<b>EXPENDABILITY, RECOVERABILITY, REPARABILITY CATEGORY CODE, AIR FORCE (DRN 2655)</b>	<b>CODE CATÉGORIE DE RÉPARABILITÉ, RÉCUPERABILITÉ, CONSOMMATION, ARMÉE DE L'AIR (NDD 2655)</b>
See Chapter IV, Annex F, <a href="#">DRN 2655</a>	Voir Chapitre IV, annexe F, <a href="#">NDD 2655</a>

<b>F</b>	
<b>FAX NUMBER (DRN 8975)</b>	<b>NUMÉRO DE TÉLÉCOPIEUR (NDD 8975)</b>
See Chapter IV, Annex F, <a href="#">DRN 8975</a>	Voir chapitre IV, annexe F, <a href="#">NDD 8975</a>
<b>FEDERAL ITEM IDENTIFICATION GUIDE (USA) -FIIG-</b>	<b>GUIDE FEDERAL D'IDENTIFICATION D'ARTICLES (USA) (FIIG)</b>
See <a href="#">ITEM IDENTIFICATION GUIDE</a> .	Voir <a href="#">FICHER GENERAL DES D'ARTICLES</a> .



F	
<b>FEDERAL ITEM LOGISTICS DATA RECORD FILE (USA) -FILDR-</b>	<b>FICHIER FEDERAL GENERAL DES DESCRIPTIONS (USA) (FILDR)</b>
See <a href="#">ITEM IDENTIFICATION DATA RECORD FILE</a> .	Voir <a href="#">LISTE GENERALE DES DESCRIPTIONS</a> .
<b>FEDERAL LOGISTICS INFORMATION SYSTEM (USA) -FLIS-</b>	<b>SYSTEME INTEGRE DES DONNEES (USA) -SID-</b>
The management system developed by the United States designed to collect, store, process and provide items related to logistics information, and on which the NATO Data Exchange System is based.	Système de gestion mis au point par les USA afin de collecter, stocker, traiter et fournir les articles d'information logistique et sur lequel est basé le Système OTAN d'échange de données.
<b>FILE</b>	<b>FICHIER</b>
All what is sent by one originator through MBS to NSPA during one teletransmission session, regardless whether there is one or more end-user involved.	Tout document envoyé par un expéditeur à la NSPA par l'entremise d'une boîte aux lettres automatisée au cours d'une session de transmission; peu importe le nombre d'utilisateurs en cause.
<b>FILE MAINTENANCE</b>	<b>MISE A JOUR</b>
For codification, see <a href="#">MAINTENANCE</a> .	En codification, voir <a href="#">TENUE A JOUR</a> .
<b>FILE REPLACEMENT DATA</b>	<b>FICHIER DE REMPLACEMENT</b>
Complete file data or certain specified segments exchanged between NCBs/NSPA each time that a general adjustment of the files has taken place or in the framework of a bilateral agreement, between the interested bodies.	Données du fichier général des identifications ou certains segments bien déterminés échangés entre les BNC et la NSPA chaque fois qu'une modification générale des fichiers a eu lieu ou dans le cadre d'un accord bilatéral entre les parties intéressées.
<b>FILLER</b>	<b>REMPLISSAGE</b>
Fill character(s) in a computer file or its edition.	Caractère(s) de remplissage dans un fichier informatique ou son édition.
<b>FORMATTING OF REFERENCE NUMBERS</b>	<b>MODE D'ECRITURE DES NUMEROS DE REFERENCE</b>
Reference Numbers are submitted in international transactions as originally configured by the manufacturer whenever they are composed of characters included in the NATO Character Sub-Set (in the clear). The rules for exceptions are laid down in <a href="#">Chapter IV, Annex A</a> . The Reference Number Format Code -RNFC-indicates the applied formatting method.	En général, les numéros de référence dans les opérations internationales sont soumis suivant la configuration du fabricant chaque fois qu'ils sont composés de caractères inclus dans le jeu OTAN des caractères. Les règles pour les exceptions sont données au <a href="#">Chapitre IV, Annexe A</a> . Le Code mode d'écriture de la référence -CMER- indique la méthode d'écriture utilisée.
<b>FULL APPROVED ITEM NAME -FULL AIN-(DRN 5000)</b>	<b>DENOMINATION APPROUVEE COMPLETE (NDD 5000)</b>
See Chapter IV, Annex F, <a href="#">DRN 5000</a>	Voir chapitre IV, annexe F, <a href="#">NDD 5000</a>
<b>FULL DESCRIPTIVE ITEM IDENTIFICATION</b>	<b>DESCRIPTION COMPLETE</b>
Item identification which contains all essential characteristics of an item of supply by the replies to each applicable requirement provided in the Item Identification Guide and by which the item is distinguished from every other item of supply.	Identification dans laquelle toutes les caractéristiques essentielles d'un article de ravitaillement sont incorporées en répondant à toutes les questions applicables prévues dans le Guide d'identification d'articles et par laquelle l'article est différencié de tout autre article de ravitaillement.

F	
<b>FUTURE DATA (Segment Z) (DRN 9119)</b>	<b>DONNEES FUTURES (Segment Z) (NDD 9119)</b>
See Chapter IV, Annex F, <a href="#">DRN 9119</a>	Voir chapitre IV, annexe F, <a href="#">NDD 9119</a>
G	
<b>GEOGRAPHICAL ADDRESS CITY (DRN 1084)</b>	<b>VILLE DE L'ADRESSE GÉOGRAPHIQUE (NDD 1084)</b>
See Chapter IV, Annex F, <a href="#">DRN 1084</a>	Voir chapitre IV, annexe F, <a href="#">NDD 1084</a>
<b>GEOGRAPHICAL ADDRESS POSTAL ZONE (DRN 2549)</b>	<b>CODE POSTAL DE L'ADRESSE GÉOGRAPHIQUE (NDD 2549)</b>
See Chapter IV, Annex F, <a href="#">DRN 2549</a>	Voir chapitre IV, annexe F, <a href="#">NDD 2549</a>
<b>GLOBAL LOCATION NUMBER CODE -GLN CODE- (DRN 9568)</b>	<b>CODE LIEU-FONCTION -CODE GLN- (NDD 9568)</b>
See Chapter IV, Annex F, <a href="#">DRN 9568</a>	Voir chapitre IV, annexe F, <a href="#">NDD 9568</a>
<b>GLOBAL TRADE ITEM NUMBER CODE -GTIN CODE- (DRN 8629)</b>	<b>CODE ARTICLE INTERNATIONAL -CODE GTIN- (NDD 8629)</b>
See Chapter IV, Annex F, <a href="#">DRN 8629</a>	Voir chapitre IV, annexe F, <a href="#">NDD 8629</a>
<b>GOVERNMENT SPECIFICATION OR STANDARD</b>	<b>NORME OU SPECIFICATION OFFICIELLE</b>
Specification or Standard published by a Government authority. (See also <a href="#">SPECIFICATION</a> ).	Spécification ou norme publiée par une autorité officielle ou gouvernementale. (Voir aussi <a href="#">SPECIFICATION</a> ).
<b>GROUP</b>	<b>GROUPE</b>
In codification, the first two digits of the NATO Supply Class permitting the grouping of items of supply in families. (See Handbook H-2).	Ce sont en codification les deux premiers caractères de la Classe OTAN permettant de grouper les articles de ravitaillement en familles. (Voir Répertoire H-2).
<b>GROUP OF NATIONAL DIRECTORS ON CODIFICATION</b>	<b>GROUPE DES DIRECTEURS NATIONAUX POUR LA CODIFICATION</b>
See <a href="#">ALLIED COMMITTEE 135 -AC/135-</a> .	Voir <a href="#">COMITE ALLIE 135 -AC/135-</a> .
<b>GUIDE FOR INDUSTRY</b>	<b>GUIDE POUR LES FABRICANTS</b>
Document published by the NCB of each NATO or Tier 2 sponsored country in order to outline the principles of the NATO Codification System and the relevant procedures by which manufacturers (contractors) will furnish, before delivery, item identification data for those items for which data are required for codification and internal management of items of supply.	Document publié par le BNC de chaque pays de l'OTAN ou de chaque pays parrainé au niveau 2 définissant les principes du Système OTAN de codification ainsi que la procédure selon laquelle les fabricants (contractants) doivent fournir, avant la livraison, les données d'identification concernant les articles pour lesquels ces données sont demandées pour la codification et la gestion interne des articles d'approvisionnement.

**H**

<b>HARMONIZED SYSTEM –HS- (DRN 9571)</b>	<b>SYSTÈME HARMONISÉ –SH- (NDD 9571)</b>
See Chapter IV, Annex F, <a href="#">DRN 9571</a>	Voir chapitre IV, annexe F, <a href="#">NDD 9571</a>

**I**

<b>IDENTICAL</b>	<b>IDENTIQUE</b>
------------------	------------------

In codification, an item of supply that is the same in kind, quality or characteristics as another, therefore two or more items exactly alike or equal being in entire and absolute agreement and therefore indistinguishable from each other.	Se dit en codification d'un article qui est similaire à un autre par sa nature, sa qualité ou ses caractéristiques; par conséquent, deux articles, ou davantage, exactement semblables donc ne se distinguant pas l'un de l'autre.
--	--

<b>IDENTIFICATION DATA</b>	<b>DONNEES D'IDENTIFICATION</b>
----------------------------	---------------------------------

Apart from the item name the element establishing the characteristics of an item of supply which, when described, is stated directly by using the essential characteristics including physical, mechanical, electrical, chemical, material, dimensional and related performance data (descriptive method); or when not described, the characteristics are stated indirectly by the citation of reference(s) to the item identifying number(s) and supporting technical data (reference method).	En dehors de la dénomination l'élément dans l'énoncé des caractéristiques d'un article de ravitaillement qui, lorsqu'il est identifié par la méthode descriptive, est exprimé directement par des mots qui décrivent les caractéristiques essentielles de l'article, y compris les propriétés physiques, mécaniques, électriques, chimiques, les matériaux, les dimensions et les performances; ou, lorsqu'un article ne peut pas être décrit, les caractéristiques sont indiquées de façon indirecte par énoncé de la (des) référence(s) identifiant l'(les) article(s) de production et résumant toutes les données de cet article (méthode par référence).
---	---

<b>IDENTIFICATION LIST -IL-</b>	<b>LISTE TECHNIQUE DES DESCRIPTIONS -LTD-</b>
---------------------------------	---

Publication containing characteristics or other identifying data for active items of supply registered in the national files.	Publication contenant des caractéristiques ou autres données identifiantes pour des articles de ravitaillement actifs enregistrés dans les fichiers nationaux.
---	--

<b>IDENTIFIED SECONDARY ADDRESS CODING - ISAC- (DRN 0766)</b>	<b>CODAGE SECONDAIRE SPECIFIQUE (ISAC) (NDD 0766)</b>
---	---

See Chapter IV, Annex F, <a href="#">DRN 0766</a>	Voir chapitre IV, annexe F, <a href="#">NDD 0766</a>
---	--

<b>ILLUSTRATED PARTS CATALOGUE</b>	<b>CATALOGUE ILLUSTRE DE PIECES</b>
------------------------------------	-------------------------------------

An illustrated manual or document for a specific end item of equipment (aircraft, vehicle, tank, etc.) which contains "exploded-views" of sub-assemblies, assemblies or components, and provides each part with a figure index number and a manufacturer's part number, nomenclature and quantity of units utilised per assembly. Normally, a cross-reference from part number to index number is also included as a "Part" of the Illustrated Parts Catalogue.	Manuel ou document illustré d'un matériel complet déterminé (avion, char, etc.) et contenant des "vues éclatées" de sous-ensembles, d'ensembles ou de composants, et identifiant chaque pièce par un numéro d'index de dessin, un numéro de référence d'article de fabricant, la désignation et la quantité de pièces utilisées pour chaque ensemble. Normalement, un tableau indiquant la correspondance entre les numéros de pièces et les numéros d'index est également inclus en annexe dans le catalogue illustré de pièces.
---	---

<b>ILLUSTRATION</b>	<b>ILLUSTRATION</b>
A drawing, graph, table, diagram, sketch, photograph or statement used to represent or delimit certain characteristics of an item of supply. In codification the illustration may be given directly as a part of the item identification or by citation of a reference drawing or other illustrative document.	Dessin, graphique, tableau, diagramme, croquis, photographie ou énoncé servant à décrire ou délimiter certaines caractéristiques d'un article de ravitaillement. En codification, l'illustration peut être donnée directement comme partie d'une identification ou par citation d'un dessin de référence ou autre document illustré.
<b>IMAGE MANAGEMENT</b>	<b>GESTION D'IMAGE</b>
Function related to the management of items' images after signing in to the NMCRL-WEB. This function is designed for the private organizations only. Images are available to anyone with an access to NMCRL WEB.  (see Chapter IV, <a href="#">paragraph 444.1</a> )	Fonction, disponible après connexion au NMCRL web, qui est utilisée pour la gestion des images liées aux articles. Cette fonction est destinée uniquement aux organisations privées. Les images sont à la disposition de tout détenteur d'un accès au NMCRL web.  (voir chapitre 4, <a href="#">paragraphe 444.1</a> )
<b>INACTIVE ITEM IDENTIFICATION</b>	<b>IDENTIFICATION INACTIVE</b>
Item identification for which no user is registered but for which cancellation has not been proposed.	Identification pour laquelle aucun utilisateur n'est inscrit, mais pour laquelle aucune mesure d'annulation n'a été prise.
<b>INBOUND</b>	<b>ENTRANT</b>
A request for Action to be taken on NIIN level, from a nation to NCS.	Une demande d'action à entreprendre au niveau du NOI, d'une nation vers les membres du S.O.C.
<b>INBOUND XML SCHEMA</b>	<b>SCHEMA XLM ENTRANT</b>
Part of the AC/135 Schema covering all the requests for Action on NIIN.	Partie du schéma de l'AC/135 couvrant toutes les demandes d'actions sur les NOI.
<b>INDIRECT CODIFICATION</b>	<b>CODIFICATION INDIRECTE</b>
The terminology "indirect codification" is used to indicate that requests for codification services are submitted by sending packages of Assign NIIN and Register User	L'expression «codification indirecte» est utilisée pour indiquer que les demandes de services de codification sont soumises par l'envoi de jeux de demandes d'attribution de NOI et d'enregistrement utilisateur
<b>INFORMATIVE REFERENCE</b>	<b>REFERENCE INFORMATIVE</b>
A Reference registered under a NATO Stock Number and which cannot be classified under one of the specific categories. (Chapter IV, Annex G5, <a href="#">Table 08</a> ).	Un Groupe fabricant référence enregistré sous un Numéro de nomenclature OTAN et qui ne peut pas être classé dans une catégorie spécifique. (Voir Chapitre IV, annexe G5, <a href="#">Table 08</a> ).
<b>INITIAL EXCHANGE OF INFORMATION</b>	<b>ECHANGE INITIAL DE RENSEIGNEMENTS</b>
Procedure to co-ordinate the planning and programming of codification operations for major equipment or major component and spare parts thereof procured in another country. (See <a href="#">Sub-Section 431</a> ).	Procédure pour coordonner les plans et programmes des opérations de codification pour un matériel complet ou un composant principal et leurs pièces de rechanges acquis dans un autre pays. (Voir <a href="#">Sous-section 431</a> ).

<b>I</b>	
<b>INITIATING COUNTRY</b>	<b>PAYS INITIATEUR</b>
A NATO or sponsored country which initiates an action within the NATO Codification System, such as, international collaboration for IIG maintenance and changes of the NATO Codification System etc.	Un pays de l'OTAN ou un pays parrainé qui, dans le cadre du Système OTAN de codification, est à l'origine d'une action telle que, collaboration internationale pour la tenue à jour des GIA, changements au Système OTAN de codification etc.
<b>INPUT AND OUTPUT HEADER SEGMENTS -IH/OH- (DRNs 9094 and 9098)</b>	<b>SEGMENTS EN-TETE ENTREE ET SORTIE-TE/TS- (NDDs 9094 et 9098)</b>
See Chapter IV, Annex F, <a href="#">DRN 9094</a> and <a href="#">DRN 9098</a>	Voir chapitre IV, annexe F, <a href="#">NDD 9094</a> et <a href="#">NDD 9098</a>
<b>INTERCHANGEABILITY</b>	<b>INTERCHANGEABILITE</b>
In codification achieved when assemblies or components from one equipment can replace those in another equipment to perform the function of the original without modification or alteration, or detracting from the efficiency of the equipment.	En codification, elle est complète lorsque des ensembles ou composants d'un matériel peuvent remplacer ceux d'un autre matériel pour remplir les fonctions des pièces originales sans modification, altération ou diminution de l'efficacité du matériel.
<b>INTERCHANGEABLE ITEMS</b>	<b>ARTICLES INTERCHANGEABLES</b>
An assembly or part, capable of being readily installed, removed or replaced without alteration, misalignment or damage to parts being installed or to adjoining parts. No adaptations such as cutting, filing, drilling, reaming, hammering, bending, prising or forcing shall be required.	Ensemble ou pièce susceptible d'être immédiatement monté, démonté ou remplacé sans modification, sans désalignement ou détérioration des pièces en cours de montage ou voisines, et ne nécessitant aucune opération de découpage, limage, perçage, alésage, martelage, pliage, levage ou travail de force.
<b>INTERNATIONAL COLLABORATION</b>	<b>COLLABORATION INTERNATIONALE</b>
In codification, international procedures requiring the general agreement of all NATO participants to the system before a decision can be taken (changes to codification tools, system change requests, cancellation of file data etc.).	En codification ce sont les procédures internationales nécessitent l'accord général des participants de l'OTAN au puisse être prise (changements des outils de codification, demandes de modification du système, suppression des données du fichier etc.).
<b>INTERNATIONAL DATA EXCHANGE</b>	<b>ECHANGE INTERNATIONAL DE DONNEES</b>
Procedure permitting the exchange of codification data related to the items of supply between the countries participating in the NATO Codification System.	Procédures permettant l'échange de données de codification concernant des articles de ravitaillement entre les pays participant au Système OTAN de codification.
<b>INTERNATIONAL STANDARD - INT STD -</b>	<b>NORME INTERNATIONALE</b>
In codification a standard or specification developed and published by an International Standardization Organization or by NATO and adopted by two (2) or more NATO countries.	En codification, c'est une norme ou spécification créée et publiée par un organisme international de normalisation ou par l'OTAN et adoptée par 2 ou plusieurs pays OTAN.
<b>INTERNATIONAL STANDARD INDUSTRIAL CLASSIFICATION OF ALL ECONOMIC ACTIVITIES CODE -ISIC CODE- (DRN 1368)</b>	<b>CODE DE CLASSIFICATION INTERNATIONALE TYPE, PAR INDUSTRIE, DE TOUTES LES BRANCHES D'ACTIVITÉ ÉCONOMIQUE -CODE CITI- (NDD 1368)</b>
See Chapter IV, Annex F, <a href="#">DRN 1368</a>	Voir chapitre IV, annexe F, <a href="#">NDD 1368</a>

<b>INTERNATIONAL STANDARD NUMBER - INT STD NO -</b>	<b>NUMERO DE NORME INTERNATIONALE</b>
A number assigned by an International Standardization Organization or by NATO to a ratified standardization document.	Numéro attribué par un organisme international ou par l'OTAN a un document de normalisation ratifié.
<b>INTEROPERABILITY</b>	<b>INTEROPERABILITE</b>
Two or more parts, components or systems which can be operated together or functionally work together as a system e.g. telecommunications.	Ce sont en codification deux ou plusieurs éléments, composants ou systèmes susceptibles de fonctionner ou de travailler fonctionnellement ensemble comme un seul système, par ex.: un système de télécommunication.
<b>INTERROGATION REQUEST</b>	<b>INTERROGATION</b>
Inbound Action used to request, complete or select file data related to a NATO Item Identification Number.	Action entrante utilisée pour demander certaines ou toutes les données d'un Numéro OTAN d'identification.
<b>ITEM</b>	<b>ARTICLE / PIECE</b>
See <a href="#">PART</a> .	Voir <a href="#">PIECE</a>
<b>ITEM CHARACTERISTICS DATA</b>	<b>CARACTERISTIQUES D'ARTICLE</b>
The characteristics of an item are all its physical and performance data, including the item name, which are given in reply to the requirements of the applicable Item Identification Guide.	Les caractéristiques d'un article sont toutes les données physiques et fonctionnelles (y compris sa dénomination) répondant aux questions du Guide d'identification d'articles concerné.
<b>ITEM CHARACTERISTICS DATA REQUIREMENT</b>	<b>QUESTION SUR LES CARACTERISTIQUES</b>
A requirement included in the appropriate sections of an Item Identification Guide specifically needed to identify and describe items of supply prior to the NSN assignment.	Question sur les caractéristiques des articles contenues dans les Sections appropriées du Guide d'identification d'articles indispensable pour identifier et décrire les articles de ravitaillement avant l'attribution d'un NNO.
<b>ITEM IDENTIFICATION -II-</b>	<b>IDENTIFICATION -IDENT-</b>
The item identification consists of data sufficient to establish clearly the essential information about the item of supply which determines its unique character and differentiates it from every other item of supply.	L'identification d'article est constituée par les données appropriées pour déterminer les informations essentielles qui lui confèrent son caractère unique et le différencie de tout autre article de ravitaillement.
<b>ITEM IDENTIFICATION DATA RECORD FILE -IIDRF-</b>	<b>FICHIER GENERAL DES DESCRIPTIONS -FGD-</b>
A file recorded on electronic media containing descriptions of all items of supply in IIG format existing in a national Total Item Record - TIR -.	Un fichier enregistré sur support électronique contenant les descriptions de tous les articles de ravitaillement format GIA figurant dans un Fichier général des identifications nationales -FGI-.
<b>ITEM IDENTIFICATION GUIDE -IIG-</b>	<b>GUIDE D'IDENTIFICATION D'ARTICLES -GIA-</b>
Document used to identify an item of supply by describing its characteristics in order to differentiate it from other items of supply and to establish the necessary supplementary data required for logistics management.	Document utilisé pour identifier les articles de ravitaillement par la description de leurs caractéristiques afin de les différencier entre eux et d'établir les données supplémentaires nécessaires pour la gestion logistique.

<b>ITEM IDENTIFICATION GUIDE NUMBER -IIG NO- (DRN 4065)</b>	<b>NUMERO DE GUIDE D'IDENTIFICATION D'ARTICLES -NGIA- (NDD 4065)</b>
See Chapter IV, Annex F, <a href="#">DRN 4065</a>	Voir chapitre IV, annexe F, <a href="#">NDD 4065</a>
<b>ITEM IDENTIFICATION METHOD</b>	<b>METHODE D'IDENTIFICATION D'ARTICLE</b>
See <a href="#">METHOD OF ITEM IDENTIFICATION</a>	Voir <a href="#">METHODE D'IDENTIFICATION</a>
<b>ITEM IDENTIFICATION STATUS/CANCELLATION DATA (SEGMENT K) (DRN 9109)</b>	<b>ANNULLATION/POSITION DE NOI (SEGMENT K) (NDD 9109)</b>
See Chapter IV, Annex F, <a href="#">DRN 9109</a>	Voir Annex F, <a href="#">NDD 9109</a>
<b>ITEM NAME</b>	<b>DENOMINATION</b>
The first basic element of an item identification for an item of supply, selected and delimited where necessary, to establish a basic concept of the item or of the group of related items of supply to which it belongs. When appropriate, it will be an Approved Item Name or, if not available, it can be a Non Approved Item Name (Standard or part name).	Premier élément de base de l'identification d'un article de ravitaillement, choisi et délimité comme nécessaire, servant à établir le concept de base de l'article lui-même ou du groupe auquel il appartient. Suivant le cas ce sera une Dénomination approuvée ou sinon ce peut être une Dénomination non approuvée (dénomination normalisée ou un nom de pièce).
<b>ITEM NAME CODE -INC- (DRN 4080)</b>	<b>CODE DENOMINATION -CODE DENOM- (NDD 4080)</b>
See Chapter IV, Annex F, <a href="#">DRN 4080</a>	Voir chapitre IV, annexe F, <a href="#">NDD 4080</a>
<b>ITEM NAME DIRECTORY</b>	<b>LEXIQUE DES DENOMINATIONS</b>
The comprehensive and internationally agreed dictionary published as the Handbook H6 containing Approved Item Names, basic names and normally their definitions, together with any appropriate inclusions, exclusions and colloquial names. In addition, the directory also contains Item Names Codes, Item Identification Guide Numbers and the appropriate NATO Supply Class(es) for all Approved Item Names.	Le dictionnaire complet publié sous l'appellation Manuel H6 et agréé internationalement contenant les Dénominations approuvées, les dénominations de base et généralement leurs définitions avec ou sans les inclusions et les exclusions et aussi les dénominations usuelles. De plus, ce lexique contient les Codes dénomination, les Numéros de guide d'identification d'article et la ou les Classe(s) OTAN appropriée(s) pour toutes les Dénominations approuvées.
<b>ITEM OF PRODUCTION</b>	<b>ARTICLE DE PRODUCTION</b>
An item of production consists of those parts or objects grouped under the same manufacturer reference number, conforming to the same engineering drawings, specifications and inspection tests.	On appelle article de production les pièces ou objets groupés sous un même numéro de référence de fabricant, conformes aux mêmes dessins d'exécution aux mêmes spécification et ayant satisfait aux mêmes épreuves de contrôle.
<b>ITEM OF SUPPLY</b>	<b>ARTICLE DE RAVITAILLEMENT</b>
An object or group of objects which has been defined by a qualified logistic service to meet a specific requirement. The exact determination of an item of supply depends on technical and logistical considerations on the basis of which the user specifies the characteristics and tolerances of his concept in the broadest possible terms compatible with his own essential needs.	L'objet ou le groupe d'objets qu'un service logistique habilité a défini pour satisfaire un besoin particulier. La détermination exacte d'un article de ravitaillement repose sur des considérations techniques et logistiques à partir desquelles l'utilisateur délimite les caractéristiques et les tolérances de son concept dans les termes les plus larges possibles compatibles avec ses impératifs propres.

I	
<b>ITEM OF SUPPLY CONCEPT</b>	<b>CONCEPT D'ARTICLE DE RAVITAILLEMENT</b>
The appreciation or concept of the full requirements which an item of supply must meet. Its ability to satisfy the needs of storage, use and repair stages during its active life.	L'appréciation ou le concept de tous les besoins auxquels un article de ravitaillement doit répondre. Sa capacité à satisfaire aux impératifs d'emmagasiner, d'utilisation et de réparation durant sa vie active.
<b>ITEM STANDARDIZATION</b>	<b>STANDARDISATION</b>
Procedures applied in order to reduce the variety of items of supply existing in the supply system.	Procédures par lesquelles on exprime un aspect de la normalisation, celui de la réduction des variétés d'articles de ravitaillement existant dans la chaîne logistique (normalisation logistique).
<b>ITEM STANDARDIZATION CODE -ISC- (DRN 2650)</b>	<b>CODE NORMALISATION -CN- (NDD 2650)</b>
See Chapter IV, Annex F, <a href="#">DRN 2650</a>	Voir Annex F, <a href="#">NDD 2650</a>
<b>ITEM STANDARDIZATION CODE, REPLACED NSN - ISC RPLD NSN- (DRN 8525)</b>	<b>CODE NORMALISATION DE L'ARTICLE APPARENTE -CN APP- (NDD 8525)</b>
See Chapter IV, Annex F, <a href="#">DRN 8525</a>	Voir chapitre IV, annexe F, <a href="#">NDD 8525</a>
<b>IUID</b>	<b>IUID</b>
A system of establishing unique item identifiers (UII) within the DoD by assigning a machine-readable character string or number to a discrete item, which serves to distinguish it from other like and unlike items.	Un système d'établissement d'un identifiant unique d'article (UII) du Département de Défense américain en attribuant une chaîne de caractères ou un numéro à un article discret, qui sert à le distinguer d'autres articles semblables ou non.

J	
<b>JUSTIFICATION CODE</b>	<b>CODE JUSTIFICATION</b>
See <a href="#">REFERENCE NUMBER JUSTIFICATION CODE</a> .	Voir <a href="#">CODE JUSTIFICATION DE LA REFERENCE</a> .

K	
<b>KIT</b>	<b>LOT</b>
A collection of related items issued as a single item of supply, such as the tools, instruments, repair parts, instruction sheets and often supplies typically carried in a box or bag. Also includes selected collections of equipment components, tools, and/or materials for the repair, overhaul, or modification of equipment. Use only when the term "KIT" is a part of the item name.	Ensemble d'articles apparentés fournis sous forme d'article de ravitaillement unique tels que des outils, instruments, pièces de rechange, fiches d'instruction, et souvent des fournitures livrées en boîte ou en sac- sont aussi inclus des ensembles sélectionnés de matériels ou de composants, outils et/ou matériaux pour la réparation, la révision ou la modification des matériels. A n'utiliser que lorsque le terme "LOT" constitue une partie de la dénomination.



L	
<b>LEGACY DUPLICATE</b>	<b>DOUBLON HÉRITÉ DU PASSÉ</b>
NSN created by a NATO/sponsored Tier 2 nation, in the absence of a codifying NCB in the nation where the design rights are held, at the time of codification. Duplication occurs when the NCB of the Design control authority allocate a NSN for the same item.	Ce sont des NNO qui ont été créés par un pays OTAN ou parrainé au niveau 2 à une époque où le pays détenteur légal n'avait pas encore de BNC habilité à codifier par lui-même. Le doublon se produit lorsque le BNC du pays détenteur légal a obtenu cette habilitation et attribue un nouveau NNO pour le même article.
<b>LENGTH OF CODED REPLY (DRN 0365)</b>	<b>LONGUEUR DE LA REPOSEE CODEE (NDD 0365)</b>
See Chapter IV, Annex F, <a href="#">DRN 0365</a>	Voir chapitre IV, annexe F, <a href="#">NDD 0365</a>
<b>LIMITED RIGHTS</b>	<b>DROITS LIMITES</b>
Rights to use, duplicate or disclose technical data, in whole or in part, by or for a country, with limitations as expressed by the country's laws. (See <a href="#">Sub-Section 125</a> ).	Droits limités par les lois d'un pays, d'utiliser, de reproduire ou de diffuser des données techniques, en totalité ou en partie, soit par ce pays, soit en son nom. Voir <a href="#">Sous-section 125</a> .
<b>LIMITED RIGHTS DATA</b>	<b>DONNEES VISES PAR DES DROITS LIMITES</b>
Technical data, or recorded information of a scientific or technical nature, in which a country's rights have been limited by its laws. (See <a href="#">Sub-Section 125</a> )	Les données techniques, ou renseignements enregistrés de nature scientifique ou technique, lorsque les droits d'un pays ont été limités par ses lois. Voir <a href="#">Sous-section 125</a> .
<b>LINE CONTINUATION CODE -LINE CONT CODE- (DRN 8263)</b>	<b>CODE CONTINUATION DE LIGNE -CODE CONT LIGNE- (NDD 8263)</b>
See Chapter IV, Annex F, <a href="#">DRN 8263</a>	Voir chapitre IV, annexe F, <a href="#">NDD 8263</a>
<b>LIST OF DUPLICATE NATO STOCK NUMBERS -LDNSN-</b>	<b>LISTE DES NUMEROS DE NOMENCLATURE OTAN FAISANT DOUBLE EMPLOI</b>
A list showing all duplicate assigned NATO Stock Numbers to single Non-NATO Manufacturers' or NATO Agencies and International Organizations' references, including related statistics.	Liste indiquant tous les NNO attribués en double aux références des fabricants uniques Non-OTAN ou Agences OTAN et organisations internationales, statistiques appropriées incluses.
<b>"LOCK-OUT" / NSN IS IN "LOCK-OUT" STATUS</b>	<b>"VERROUILLAGE" / NNO QUI EST DANS ÉTAT "VERROUILLÉ"</b>
A condition which exists due to an NSN be cancelled. Or inactive and prevents requested actions from being processed on an NSN " See Sub-Section 448 for required actions	Une condition qui existe en raison d'un NNO annulé ou inactif, et empêche les actions demandés d'être traitées sur un NNO. (Voir <a href="#">sous-section 448</a> pour les actions requises)

M	
<b>MAIN ASSEMBLY</b>	<b>ENSEMBLE PRINCIPAL</b>
See <a href="#">Assembly</a> .	Voir <a href="#">Ensemble</a> .

<b>M</b>	
<b>MAIN EQUIPMENT SUPPLIER -MES-</b>	<b>FOURNISSEUR DE L'EQUIPEMENT PRINCIPAL</b>
Contractor responsible for the delivery of the major equipment or major components while sub-assemblies spare parts etc. may be furnished by sub-contractors. In most cases the main equipment supplier is also the Design Control Authority of the major equipment and components.	Contractant responsable de la fourniture d'un matériel complet ou des composants principaux tandis que les sous-ensembles et pièces de rechange peuvent être fournis par des sous-traitants. Dans la majorité des cas le fournisseur de l'équipement principal est également le détenteur légal du modèle du matériel complet et de ses composants.
<b>MAIN GROUP (AC/135) -MG-</b>	<b>GROUPE PRINCIPAL (AC/135)</b>
Group composed in principal of the Directors of the National Codification Bureaux of the NATO countries.	Groupe composé en principe des Directeurs des bureaux nationaux de codification des pays de l'OTAN.
<b>MAINTENANCE (CODIFICATION)</b>	<b>TENUE A JOUR (CODIFICATION)</b>
All continued codification operations necessary to render established codification data current, and the distribution of the updated information to interested activities.	Ensemble des opérations nécessaires pour tenir à jour de façon permanente les données de codification établies, et pour leur diffusion aux services intéressés.
<b>MAJOR ASSEMBLY</b>	<b>ENSEMBLE COMPLET</b>
A completed assembly of component parts, sub-assemblies or items ready for operation as issued (an End Product), but intended for further installation in an End Item of Equipment.	Ensemble complet de composants, sous-ensembles, ou articles prêt à être utilisé (produit fini), mais destiné à être monté sur ou avec un ensemble supérieur.
<b>MAJOR COMBINATION</b>	<b>ENSEMBLE PRINCIPAL</b>
Single composite unit of mechanical or electrical equipment inherently complete for independent use and consisting of one or more major items. A tank, complete with armament, equipment and spare parts, is an example of a major combination.	Unité collective complète d'un matériel mécanique ou électrique en vue d'une utilisation indépendante et consistant en un ou plusieurs articles principaux. Un char complet avec son armement, son équipement et ses pièces de rechange, constitue, par exemple, un ensemble principal.
<b>MAJOR COMPONENT</b>	<b>COMPOSANT PRINCIPAL</b>
See <a href="#">COMPONENT</a> .	Voir <a href="#">COMPOSANT</a> .
<b>MAJOR ITEM</b>	<b>ARTICLE PRINCIPAL</b>
See <a href="#">END ITEM</a> .	Voir <a href="#">ARTICLE PRINCIPAL</a> .
<b>MAJOR EQUIPMENT</b>	<b>MATERIEL PRINCIPAL</b>
Items of equipment which, in themselves, fulfil prime functions in units; e.g. aircraft, tanks, ships, boats, guns (including those fitted in aircraft, tanks, vessels, etc.), servicing equipment, signals equipment (radar), VHF sets, cable etc.), engineering equipment (bulldozers, concrete mixers etc.).	Matériel qui permet à une unité de combat de remplir sa fonction essentielle; par ex.: avion, char, navire, canon (y compris les canons montés sur avion, char, navire etc.), matériel de service, matériel des transmissions (radar, poste VHF, câble etc.), matériel du génie (bulldozer, bétonneuse etc.).
<b>MAJOR ORGANIZATIONAL ENTITY CODE -MOE CODE- (DRN 2833)</b>	<b>CODE ORGANISME -CODE ORG- (NDD 2833)</b>
See Chapter IV, Annex F, <a href="#">DRN 2833</a>	Voir chapitre IV, annexe F, <a href="#">NDD 2833</a>

<b>M</b>	
<b>MAJOR ORGANIZATIONAL ENTITY RULE NUMBER -MOE RULE NO- (DRN 8290)</b>	<b>NUMERO DE REGLE DE DIFFUSION -NOR DIF- (NDD 8290)</b>
See Chapter IV, Annex F, <a href="#">DRN 8290</a>	Voir chapitre IV, annexe F, <a href="#">NDD 8290</a>
<b>MANAGEMENT INFORMATION SYSTEM -MIS-</b>	<b>SYSTÈME D'INFORMATION DE GESTION -MIS-</b>
Management Information System (MIS) is a computerized database of information organized and programmed in such a way that it produces regular reports on AC/135 and NCBs' performance regarding to NMCRL and NCAGE quality, NMCRL sales, Electronic Statistics Reports, etc.	Le système d'information de gestion (MIS) est une base de données informatisée comportant des informations structurées et organisées de manière à permettre la production régulière de rapports sur les performances de l'AC/135 et des BNC en ce qui concerne la qualité du catalogue NMCRL et des codes NCAGE, les ventes NMCRL, les comptes rendus statistiques électroniques, etc.
<b>MANUFACTURER -MFR-</b>	<b>FABRICANT -FAB-</b>
In the NATO Codification System the term MANUFACTURER is considered to embrace:  (a) various types of establishments which control the design and production of items or produce items from crude or fabricated materials or components, with or without modification, into more complex items according to own documentation. (see <a href="#">DESIGN CONTROL AUTHORITY</a> )  (b) organizations engaged in development of standards/specifications or equivalent documents;  (c) distributors who are only known sources of supply for items to be entered in the supply system.	Dans le système OTAN de codification, le terme fabricant comprend:  (a) les différents types d'établissements qui contrôlent la conception, et la production des articles ou qui produisent des articles à partir de matériels ou de composants bruts ou élaborés, avec ou sans modification pour en faire des articles plus complexes selon notre propre documentation. (Voir <a href="#">DÉTENTEUR LÉGAL DU MODÈLE</a> )  (b) organisme engagés dans la mise au point de normes ou spécifications ou de documents équivalents;  (c) des distributeurs qui ne sont connus qu'en tant que sources d'approvisionnement pour les articles entrant dans le système
<b>MANUFACTURER'S CODE</b>	<b>CODE DU FABRICANT</b>
See <a href="#">NATO COMMERCIAL AND GOVERNMENT ENTITY CODE</a>	Voir <a href="#">CODE ORGANISME COMMERCIAL OU GOUVERNEMENTAL OTAN</a> .
<b>MANUFACTURER'S DATA</b>	<b>DONNEES CONCERNANT LE FABRICANT</b>
See <a href="#">NATO COMMERCIAL AND GOVERNMENT ENTITY DATA</a> .	Voir <a href="#">DONNEES D'ORGANISME COMMERCIAL OU GOUVERNEMENTAL OTAN</a>
<b>MANUFACTURER'S PART NUMBER</b>	<b>NUMERO D'ARTICLE DE FABRICANT</b>
See <a href="#">REFERENCE NUMBER</a> .	Voir <a href="#">NUMERO DE REFERENCE</a> .
<b>MANUFACTURER'S REFERENCE NUMBERING STRUCTURE</b>	<b>ECRITURE DES NUMEROS DE REFERENCE DES FABRICANTS</b>
Structures used by the manufacturer to form Reference Numbers of their items of production and explained in the national H7 Handbook.	Structures utilisées par les fabricants pour composer les Numéros de référence de leurs articles de production, expliquées dans les recueils nationaux H7.

<b>M</b>	
<b>MARKING</b>	<b>MARQUAGE</b>
Critical words or characters physically applied to an identified item or group of items in a manner specified by the controlling activity. See <a href="#">Sub-Section 123</a>	Mots ou caractères essentiels appliqués physiquement sur un article ou un groupe d'articles identifiés de la manière prévue par l'organisme de contrôle. Voir <a href="#">sous-section 123</a> .
<b>MASTER REQUIREMENTS CODE -MRC- (DRN 3445)</b>	<b>CODE QUESTION (MRC) (NDD 3445)</b>
See Chapter IV, Annex F, <a href="#">DRN 3445</a>	Voir chapitre IV, annexe F, <a href="#">NDD 3445</a>
<b>MASTER REQUIREMENTS DIRECTORY -MRD-</b>	<b>REPertoire DES QUESTIONS PRINCIPALES (MRD)</b>
A publication containing the Requirements, Reply Tables, Military Standard Item Characteristics Coding Structure -MILSTICCS-, Master Requirements Code -MRC- and Mode Codes - contained in the Item Identification Guide.	Une publication comprenant les questions, les Tables de réponse, le Système standard militaire de codage des caractéristiques d'articles MILSTICCS-, les Codes question -MRC- et les Codes types de réponse figurant dans les Guide d'identification d'articles.
<b>MASTER REQUIREMENTS DIRECTORY STATUS INDICATOR CODE -MRD SIC- (DRN 0816)</b>	<b>CODE INDICATEUR D'ETAT D'UN MRD (NDD 0816)</b>
See Chapter IV, Annex F, <a href="#">DRN 0816</a>	Voir chapitre IV, annexe F, <a href="#">NDD 0816</a>
<b>MATCH</b>	<b>CORRESPONDANCE</b>
Positive result of a search or screening action to check for identity between input data and one or more data already stored in a computer file. For match conditions on screening actions see <a href="#">Sub-Section 433</a> .	Résultat positif d'une recherche ou d'un criblage pour trouver une identité entre les données d'entrée et une ou plusieurs données déjà enregistrées dans un fichier informatique. Pour les conditions de correspondance sur des criblages, voir <a href="#">Sous-section 433</a> .
<b>MATERIEL MANAGEMENT DATA</b>	<b>DONNEES DE GESTION -DG-</b>
The range of information such as requisitioning, stock, and financial management and other management control data; and including various relationships to other items, documents, or materiel management conditions. (See also Chapter IV, Annex F, <a href="#">DRN 9108</a> ).	La gamme d'informations telles que commandes, stocks, gestion financière, autres données de contrôle de gestion y compris les relations diverses avec d'autres articles, documents ou de conditions de gestion du matériel. (Voir aussi chapitre IV, annexe F, <a href="#">NDD 9108</a> ).
<b>MESSAGE</b>	<b>MESSAGE</b>
A Message functions as an envelope for all data to be exchanged within NCS. A Message can contain multiple Containers that can each contain multiple Actions. Each Message has a unique Message ID which will be serial for each nation. A message includes a Message Header that is systematically generated.	Un message fonctionne comme une enveloppe pour toutes les données qui sont échangées au sein du S.O.C. Un message peut contenir plusieurs conteneurs qui peuvent contenir plusieurs actions. Chaque message a un identifiant de message unique qui sera séquentiel pour chaque nation. Un message comprend une en-tête de message qui est systématiquement générée.
<b>MESSAGE ID</b>	<b>ID DU MESSAGE</b>
See paragraph 492.6.2	Voir <a href="#">paragraphe 492.6.2</a>
<b>MESSAGE HEADER</b>	<b>EN-TETE DU MESSAGE</b>
See paragraph 492.6.1	Voir <a href="#">paragraphe 492.6.1</a>

<b>M</b>	
<b>METHOD OF ITEM IDENTIFICATION</b>	<b>METHODE D'IDENTIFICATION</b>
Method for accomplishing the process of item identification. Two methods have been established: the descriptive method and the reference method.	Méthode pour procéder à l'identification. Il existe deux méthodes: l'identification par description et l'identification par référence.
<b>MILITARY STANDARD ITEM CHARACTERISTICS CODING STRUCTURE -MILSTICCS-</b>	<b>SYSTEME STANDARD MILITAIRE DE CODAGE DES CARACTERISTIQUES D'ARTICLES -MILSTICCS-</b>
A United States operating method which provides instruction and guidance in the preparation of (F)IIG item identification data for transmittal.	Méthode d'exploitation des USA. donnant les instructions et les directives pour la préparation des données d'une identification réalisée à l'aide d'un FIIG pour leur transmission.
<b>MINI IIG</b>	<b>MINI GIA</b>
The mini IIG is a national document or concept which is a national abbreviation of the original FIIG. The degree of abbreviation is dependent upon each individual country's requirements.	Le Mini GIA est un document national ou concept qui est un abrégé du FIIG original. Le degré d'abréviation dépend des besoins de chaque pays.
<b>MODE CODE (DRN 4735)</b>	<b>CODE TYPE DE REPONSE -CTR- (NDD 4735)</b>
See Chapter IV, Annex F, <a href="#">DRN 4735</a>	Voir chapitre IV, annexe F, <a href="#">NDD 4735</a>
<b>MODIFICATION</b>	<b>MODIFICATION</b>
A physical alteration to an item of production, or to an item of supply upon agreement of the Authority of the user country and which alteration changes the design, characteristics or capabilities of an end item, major or sub-assembly, component, part or accessory and which similarly generates an administrative change to related documents. The term modification covers any change (technical modification or identification data changes) generated by the manufacturer, contractor, sub-contractor or user. Such modifications directly affect the National Codification Bureaux of the producing and user countries during the course of the contract and indirectly concern both producing and user countries subsequent to termination of the contract.	Changement physique d'un article de production, ou d'un article de ravitaillement, avec l'accord de l'autorité compétente du pays utilisateur; ce changement modifie le modèle, les caractéristiques ou les possibilités d'un matériel complet, d'un ensemble principal ou d'un sous-ensemble, d'un composant, d'une pièce ou d'un accessoire et nécessite, par conséquent, un modificatif de rédaction dans les documents concernés. Le terme "modification" couvre tout changement (modification technique ou changement des données d'identification) émanant du fabricant, du contractant, du sous-traitant ou de l'utilisateur. De telles modifications intéressent directement les Bureaux nationaux de codification des pays producteurs et utilisateurs pendant la durée du contrat et les concernent indirectement après l'expiration du contrat.
<b>MODIFIER</b>	<b>MODIFICATEUR</b>
See <a href="#">BASIC NAME MODIFIER</a> .	Voir <a href="#">MODIFICATEUR D'UNE DENOMINATION DE BASE</a> .
<b>MOE RULE DATA</b>	<b>REGLE DE DIFFUSION</b>
See Chapter IV, Annex F, <a href="#">DRN 9101</a>	Voir chapitre IV, annexe F, <a href="#">NDD 9101</a>

## N

NAMESPACE	ESPACE DE NOM
A string of character identifying precisely a schema. The namespace is used in every XML message to link the parts of the message to a specific schema	Une chaîne de caractères identifiant précisément un schéma. L'espace de nom (Namespace) est utilisé dans chaque message XML pour relier les parties du message à un schéma spécifique.
<b>NATIONAL CODIFICATION BUREAU -NCB-</b>	<b>BUREAU NATIONAL DE CODIFICATION -BNC-</b>
A country's central authority responsible for the establishment and the maintenance of the NATO Codification System. It constitutes a mandatory interface for the National Armed Forces and NATO countries/NSPA for the exchange of codification data. The NCB represents its country in the Allied Committee 135 -AC/135- and is responsible for the application of national and international codification procedures.	Organisme central d'un pays, responsable de l'établissement et de la mise à jour du Système OTAN de Codification. Il est l'intermédiaire obligatoire des Forces armées nationales et des pays/la NSPA pour l'échange des données de codification. Le BNC représente son pays au sein du Comité Allié 135 - AC/135- et est responsable de l'application des procédures de codification nationales et internationales.
<b>NATIONAL CODIFICATION PROJECT CODE (<a href="#">DRN 8734</a>)</b>	<b>CODE DU PROJET DE CODIFICATION NATIONAL (<a href="#">NDD 8734</a>)</b>
It's a value representing a national codification project code. Format: 3- letter ISO country code + 4 alphanumeric  See Chapter IV, <a href="#">paragraph 437.2.1</a>	C'est une valeur représentant le code du projet de codification national. Format : Code pays ISO à 3 lettres + 4 alphanumérique  Voir Chapitre IV, <a href="#">paragraphe 437.2.1</a>

N	
<b>NATIONAL CODIFICATION PROJECT NAME (DRN 8735)</b>	<b>NOM DU PROJET DE CODIFICATION NATIONAL (NDD 8735)</b>
It's a value representing a national codification project name. See Chapter IV, <a href="#">paragraph 437.2.2</a>	C'est une valeur représentant un nom de projet de codification national. Voir Chapitre IV, <a href="#">paragraphe 437.2.2</a>
<b>NATIONAL IIG</b>	<b>GIA NATIONAL</b>
The national Item Identification Guide is a document based on the USA FIIG and enables full descriptive item identification - type 1.	Le Guide d'identification d'article national est un document basé sur le FIIG des USA., il permet de réaliser des identifications de type descriptif complet - type 1.
<b>NATIONAL IDENTIFICATION NUMBER (DRN 2658)</b>	<b>NUMÉRO D'IDENTIFICATION NATIONAL (NDD 2658)</b>
See Chapter IV, Annex F, <a href="#">DRN 2658</a>	Voir chapitre IV, annexe F, <a href="#">NDD 2658</a>
<b>NATIONAL STANDARD - NAT STD -</b>	<b>NORME NATIONALE</b>
In codification: a document established by a recognized national body containing the criteria to be met in the manufacture and use of listed equipments, assemblies and components and materials.	En codification il s'agit d'un document établi par un organisme national reconnu contenant les conditions à remplir pour la fabrication et l'utilisation des matériels, des ensembles, des composants et des matériaux.
<b>NATO AGENCY</b>	<b>AGENCE DE L'OTAN</b>
See <a href="#">AGENCY</a> .	Voir <a href="#">AGENCE</a> .
<b>NATO AMMUNITION DATABASE -NADB-</b>	<b>BASE DE DONNEES DES MUNITIONS OTAN -NADB-</b>
It is a specialised online product, based on codification data. It provides a unique reference source for matters related to the management of NATO ammunition.	C'est un produit spécialisé en ligne fondé sur les données de codification. Elle constitue une source de référence unique dans le cadre de la gestion des munitions OTAN.
<b>NATO AUTOMATED BUSINESS SYSTEM -NABS-</b>	<b>SYSTEME OTAN D'ECHANGES AUTOMATISES -NABS-</b>
It is comprehensive electronic environment which improves the efficiency of agenda management and document exchange within the group. Any committee, whether its members are working in one geographical area or spread all over the world, can take advantage of the new automated document management system. NABS eliminates the need for hard copies and can therefore substantially reduce hours of manual labour involved in handling these hard copies. NABS allows the users to process, circulate, locate and manage documents in an easier and, last but not least, more cost effective way.	C'est un environnement électronique global conçu pour améliorer radicalement l'efficacité de la gestion des ordres du jour et l'échange de documents au sein d'un groupe. Tout comité, que ses membres travaillent dans une zone géographique donnée ou soient disséminés de par le monde, peut tirer avantage du nouveau système automatique de gestion des documents. Le NABS permet de travailler sans papier et, par conséquent, de réduire de façon notable les heures de travail manuel nécessaires au traitement des copies papier. Grâce au NABS, les utilisateurs peuvent traiter, diffuser, localiser et gérer les documents plus facilement et surtout, de manière plus économique.
<b>NATO CODE FOR NCB -NCB CODE- (DRN 4130)</b>	<b>CODE OTAN DE BNC -CODE BNC- (NDD 4130)</b>
See Chapter IV, Annex F, <a href="#">DRN 4130</a>	Voir chapitre IV, annexe F, <a href="#">NDD 4130</a>

<b>N</b>	
<b>NATO CODIFICATION</b>	<b>CODIFICATION OTAN</b>
The entire range of services to provide identification, classification and stock numbering for items of supply of the NATO countries with the aim of establishing a single supply language resulting in the one item one number concept. NATO codification includes maintaining current record files and providing updating information to all countries registered as users of the respective items.	La gamme complète des services permettent l'identification, la classification et l'attribution des numéros de nomenclature aux articles de ravitaillement des pays de l'OTAN avec, comme but l'établissement d'un langage unique pour le ravitaillement aboutissant au concept "un article - un numéro". La codification OTAN englobe la tenue à jour des fichiers et la fourniture des données de mise à jour à tous les pays inscrits utilisateurs de ces articles.
<b>NATO CODIFICATION PROJECT CODE (DRN 1057)</b>	<b>CODE PROJET DE CODIFICATION OTAN (NDD 1057)</b>
See Chapter IV, Annex F, <a href="#">DRN 1057</a>	Voir chapitre IV, annexe F, <a href="#">NDD 1057</a>
<b>NATO CODIFICATION SYSTEM -NCS-</b>	<b>SYSTEME OTAN DE CODIFICATION -SOC-</b>
The system explained by the texts and details of agreements of STANAGs 3150 and 3151 which provide for uniform systems for supply classification and item identification.	Système exposé dans les textes et modalités d'accords des STANAGs 3150 et 3151, établis dans le but de normaliser la classification des approvisionnements et l'identification des articles.
<b>NATO CODIFICATION SYSTEM CHANGE REQUEST -NCSCR-</b>	<b>DEMANDE DE MODIFICATION DU SYSTEME OTAN DE CODIFICATION -DMSOC-</b>
Document to be prepared by a country or NSPA initiating a change to the NATO Codification System and requiring collaboration among all participating NATO countries and NSPA.	Document à préparer par un pays ou la NSPA proposant une modification au Système OTAN de codification qui doit être élaboré en coopération par tous les pays membres de l'OTAN et la NSPA.
<b>NATO COMMERCIAL AND GOVERNMENT ENTITY CODE -NCAGE CODE- (DRN 4140)</b>	<b>CODE ORGANISME COMMERCIAL OU GOUVERNEMENTAL OTAN -CODE NCAGE- (NDD 4140)</b>
See Chapter IV, Annex F, <a href="#">DRN 4140</a>	Voir chapitre IV, annexe F, <a href="#">NDD 4140</a>
<b>NATO COMMERCIAL AND GOVERNMENT ENTITY DATA (DRN 0249)</b>	<b>DONNEES D'ORGANISME COMMERCIAL OU GOUVERNEMENTAL OTAN (NDD 0249)</b>
See Chapter IV, Annex F, <a href="#">DRN 0249</a>	Voir chapitre IV, annexe F, <a href="#">NDD 0249</a>
<b>NATO FILE MAINTENANCE SEQUENCE NUMBER -NFMSN- (DRN 1516)</b>	<b>NUMERO OTAN DE MISE A JOUR -NOMJ- (NDD 1516)</b>
See Chapter IV, Annex F, <a href="#">DRN 1516</a>	Voir chapitre IV, annexe F, <a href="#">NDD 1516</a>
<b>NATO ITEM IDENTIFICATION NUMBER -NIIN- (DRN 4000)</b>	<b>NUMERO OTAN D'IDENTIFICATION -NOI- (NDD 4000)</b>
See Chapter IV, Annex F, <a href="#">DRN 4000</a>	Voir chapitre IV, annexe F, <a href="#">NDD 4000</a>
<b>NATO ITEM IDENTIFICATION NUMBER STATUS CODE -NIIN SC- (DRN 2670)</b>	<b>CODE POSITION DE NUMERO OTAN D'IDENTIFICATION -CP NOI- (NDD 2670)</b>
See Chapter IV, Annex F, <a href="#">DRN 2670</a>	Voir chapitre IV, annexe F, <a href="#">NDD 2670</a>



<b>N</b>	
<b>NATO MAILBOX SYSTEM –NMBS-</b>	<b>SYSTEME "BOITE AUX LETTRES" DE L'OTAN –NMBS-</b>
<p>It is a reliable and fast means of exchanging high volumes of data in electronic format with a minimum of manual intervention. The system spans most of the world and since its introduction in 1993 it has grown steadily with no sign of stagnation. The system is constantly brought up to date to reflect the newest trends in information technology but using only proven and reliable technology. NMBS offers a range of functions that allow the users to communicate electronically in several ways: Computer to Computer, Person to Computer and Person to Person.</p>	<p>C'est un moyen fiable et rapide d'échanger des volumes importants de données sous forme électronique en réduisant au maximum le degré d'intervention manuelle. Ce système, qui recouvre la plupart des régions du monde, connaît, depuis sa création en 1993, une croissance régulière sans aucun signe de relâchement. Tout en étant continuellement remis à jour de manière à tenir compte des dernières innovations en matière informatique, il ne fait cependant appel qu'à des technologies éprouvées et fiables. Le NMBS offre une série de fonctions permettant à l'utilisateur de communiquer de diverses manières par voie électronique : d'ordinateur à ordinateur, de personne à ordinateur et de personne à personne.</p>
<b>NATO MASTER CATALOGUE OF REFERENCES FOR LOGISTICS –NMCR-</b>	<b>CATALOGUE PRINCIPAL DES REFERENCES DE LA LOGISTIQUE OTAN –NMCR-</b>
<p>It is a bi-monthly offline publication (NMCRL-OFFLINE) besides a daily updated online application (NMCRL-WEB) comprising the NATO Stock Numbers of all NATO nations and those of sponsored non-NATO nations. It contains identification data of the items of production and the list of the user nations in addition to the information identifying the manufacturers and the sources of supply associated to these NSNs. The NMCRL is a basic tool for codifiers to determine if an item has already been identified in another nation and for logisticians to determine the sources of supply for a given item, and other user nations to allow cross servicing. NMCRL-WEB is an interactive codification screening application based on Web technology with same features/data as on NMCRL-OFFLINE product but with additional display of items' characteristics data in coded and decoded format. NMCRL-WEB also features Basic and Advanced inquiry modes. The Basic mode is for non-experts and mostly displays plain text instead of NCS codes. See <a href="http://www.nato.int/nmcrl">www.nato.int/nmcrl</a></p>	<p>C'est une publication bimestrielle hors ligne (NMCRL-OFFLINE) en plus d'une application en ligne (NMCRL-WEB), mise à jour quotidiennement, dans laquelle figurent les numéros de nomenclature OTAN de tous les pays membres de l'Alliance ainsi que ceux des pays non membres parrainés. Il contient les données d'identification des articles de production et la liste des pays utilisateurs ainsi que les informations identifiant les fabricants et sources d'approvisionnement associées à ces NNO. Le NMCRL est un outil de base pour les codificateurs, à qui il permet d'établir si un article donné a déjà été identifié dans un autre pays et les logisticiens, qu'il aide à trouver les sources d'approvisionnement d'un article donné, ainsi que les forces armées qui l'utilisent, ce qui permet un soutien mutuel. NMCRL-WEB est une application interactive de recherche de données de codification basée sur la technologie Web avec les mêmes caractéristiques/données que sur le produit NMCRL-OFFLINE avec en plus l'affichage des données descriptives techniques d'articles au format codé et décodé. NMCRL-WEB comporte également les modes de consultation Basic et Expert. Le mode Basic s'adresse à des non-experts avec affichage des textes à la place des codes du SOC. Voir <a href="http://www.nato.int/nmcrl">www.nato.int/nmcrl</a></p>
<b>NATO PROJECT</b>	<b>PROJET OTAN</b>
<p>A project which is in use by two or more NATO countries in full coordination.</p>	<p>Un projet utilisé par deux ou plusieurs pays de l'OTAN en totale coordination.</p>
<b>NATO CODIFICATION PROJECT CODE (DRN 1057)</b>	<b>CODE PROJET DE CODIFICATION OTAN (NDD 1057)</b>
<p>See Chapter IV, Annex F, <a href="#">DRN 1057</a></p>	<p>Voir chapitre IV, annexe F, <a href="#">NDD 1057</a></p>

<b>N</b>	
<b>NATO PROJECT STANDARD/SPECIFICATION -NATO PSTD/PSPEC-</b>	<b>NORME/SPECIFICATION DE PROJET OTAN</b>
A common standard developed by a NATO Production Logistics Organization; to be used for design purposes for items used on a specific NATO project and produced by various manufacturers	Une norme commune créée par un organisme logistique OTAN, qui doit être utilisée pour la conception des articles entrant dans un projet OTAN spécifique et produits par plusieurs fabricants.
<b>NATO STOCK NUMBER -NSN-</b>	<b>NUMERO DE NOMENCLATURE OTAN -NNO-</b>
See <a href="#">ASSIGNED NATO STOCK NUMBER</a>	Voir <a href="#">NUMERO DE NOMENCLATURE OTAN ATTRIBUE</a>
<b>NATO SUPPLY CLASS -NSC- (DRN 3990)</b>	<b>CLASSE OTAN -CLASSE- (NDD 3990)</b>
See Chapter IV, Annex F, <a href="#">DRN 3990</a>	Voir chapitre IV, annexe F, <a href="#">NDD 3990</a>
<b>NATO SUPPLY CLASSIFICATION SYSTEM</b>	<b>SYSTEME DE CLASSIFICATION OTAN DES APPROVISIONNEMENTS</b>
System to facilitate Supply Management by grouping items of supply into groups (families) and further dividing them into classes (sub-families) each of which covers an area of related items of similar use or uniform management category. The system utilizes a four digit numbering structure. The first two digits identify the group, the last two digits identify the class within the group.	Système permettant de faciliter la gestion en groupant les articles de ravitaillement en groupes (familles) ces derniers encore subdivisés en classes (sous-familles), chacun couvrant un ensemble d'articles équivalents ou d'utilisation similaire ou encore tombant dans une même catégorie pour la gestion. Le système utilise une structure de numérotation à quatre caractères. Les deux premiers identifient le groupe, les deux derniers identifient la classe dans le groupe.
<b>NATO SUPPLY CODE FOR NON MANUFACTURER - NSCNM-</b>	<b>CODE FOURNISSEUR</b>
Code allocated nationally to equipment suppliers, non-manufacturers and various other types of organizations such as distributors, sales offices, retail establishments, service organizations, construction and mining firms, universities etc. These codes are published in the national H8 Handbooks.	Code attribué nationalement aux fournisseurs non fabricants et à divers autres types d'organismes tels que les concessionnaires, les bureaux de vente, les détaillants, les sociétés de service, les entreprises construction, les universités d'exploitation minières et de construction, les universités etc. Les codes sont répertoriés dans les manuels nationaux H8.
<b>NATO SUPPLY GROUP -NSG- (DRN 3994)</b>	<b>GROUPE OTAN -NSG- (NDD 3994)</b>
See Chapter IV, Annex F, <a href="#">DRN 3994</a>	Voir chapitre IV, annexe F, <a href="#">NDD 3994</a>
<b>NATO WEAPON SYSTEM</b>	<b>SYSTEME D'ARME OTAN</b>
In codification, a weapon system selected by NATO Authorities for use by two or more NATO countries.	En codification, il s'agit d'un système d'arme choisi par les responsables de l'OTAN, pour être utilisé par 2 ou plusieurs pays OTAN.
<b>NCAGE DATA GROUP -NCAGEDG- (DRN 9566)</b>	<b>GROUPE DE DONNÉES NCAGE -GD NCAGE- (NDD 9566)</b>
See Chapter IV, Annex F, <a href="#">DRN 9566</a>	Voir chapitre IV, annexe F, <a href="#">NDD 9566</a>
<b>NCAGE DATA PREFIX CODE -NCAGEDPC- (DRN 9565)</b>	<b>PREFIXE DE DONNEES NCAGE -PD NCAGE- (NDD 9565)</b>
See Chapter IV, Annex F, <a href="#">DRN 9565</a>	Voir chapitre IV, annexe F, <a href="#">NDD 9565</a>

<b>N</b>	
<b>NCAGE NAME (DRN 8972)</b>	<b>NOM DU NCAGE (NDD 8972)</b>
See Chapter IV, Annex F, <a href="#">DRN 8972</a>	Voir chapitre IV, annexe F, <a href="#">NDD 8972</a>
<b>NCAGE STATUS DESIGNATOR CODE -NCAGESD CODE- (DRN 2694)</b>	<b>CODE POSITION NCAGE -CP NCAGE- (NDD 2694)</b>
See Chapter IV, Annex F, <a href="#">DRN 2694</a>	Voir chapitre IV, annexe F, <a href="#">NDD 2694</a>
<b>NEXT HIGHER ASSEMBLY</b>	<b>ENSEMBLE IMMEDIATEMENT SUPERIEUR</b>
Assembly assuming a specific function as a part of a major equipment or component and considered in its turn as a major component in relation to the composite sub-assemblies or lesser assemblies.	Ensemble accomplissant une fonction bien déterminée faisant partie d'un matériel principal complet, ou un composant, et considéré à son tour comme un matériel principal vis à vis des sous-ensembles ou ensembles moins importants dont il est composé.
<b>NOMENCLATURE</b>	<b>NOMENCLATURE</b>
The item name, an Approved or Standard Item Name, and a minimum of information relating to the characteristics or technical details of the item to describe it sufficiently to permit differentiation between similar items.	Le nom d'un article, une Dénomination approuvée ou normalisée, plus un minimum de renseignements sur les caractéristiques ou particularités techniques de l'article qui le décrivent suffisamment pour permettre de le distinguer d'articles similaires.
<b>NOMINAL VALUE</b>	<b>VALEUR NOMINALE</b>
This value used for the purpose of general identification which is usually expressed as fractions, sizes, numbers or letters, code numbers or gauge numbers. Such a value MUST be established by military national or international standards, or by commercial or industrial standards/specifications.	Valeur utilisée à des fins d'identification générale et qui est habituellement exprimée en fractions, dimensions, chiffres ou lettres, codes ou calibres. Cette valeur DOIT être établie selon des normes militaires nationales ou internationales ou des normes/spécifications commerciales ou industrielles.
<b>NORTH AMERICAN INDUSTRY CLASSIFICATION SYSTEM CODE -NAICS CODE (DRN 6044)</b>	<b>CODE DU SYSTÈME DE CLASSIFICATION DES INDUSTRIES DE L'AMÉRIQUE DU NORD -CODE NAICS- (NDD 6044)</b>
See Chapter IV, Annex F, <a href="#">DRN 6044</a>	Voir chapitre IV, annexe F, <a href="#">NDD 6044</a>
<b>NOTIFICATION OF CHANGED DATA (SEGMENT 1) (DRN 9121)</b>	<b>NOTIFICATION DE RECTIFICATION (SEGMENT 1) (NDD 9121)</b>
See Chapter IV, Annex F, <a href="#">DRN 9121</a>	Voir chapitre IV, annexe F, <a href="#">NDD 9121</a>
<b>NON APPROVED ITEM NAME -NAIN- (DRN 5020)</b>	<b>DENOMINATION NON APPROUVEE -DENOM NA- (NDD 5020)</b>
See Chapter IV, Annex F, <a href="#">DRN 5020</a>	Voir chapitre IV, annexe F, <a href="#">NDD 5020</a>
<b>NORMAL CODIFICATION PROCEDURE</b>	<b>PROCEDURE NORMALE</b>
Procedure for the completion of codification requests, when the Codification Contract Clause is incorporated in the procurement contract, within the maximum time frame determined by the Group of Directors AC/135.	Procédure pour le traitement des demandes de codification lorsque la clause de codification est incluse dans le contrat d'achat dans un délai maximum déterminé par le Groupe des directeurs AC/135.

N	
<b>NSPA MANAGEMENT CONTROL NUMBER -NMCN-</b>	<b>NUMERO DE GESTION DE LA NSPA</b>
A number assigned by NSPA to an Item of Supply procured by NSPA for which no NATO Stock Number (NSN) is known. It consists of the four digit NATO Supply Class - NSC - ( <a href="#">DRN 3990</a> ) followed by the NCB Code "09" and a 7 digit number.	Numéro attribué aux articles de ravitaillement gérés par la NSPA pour lesquels il n'existe pas de NNO. Il comprend les quatre chiffres de la classe OTAN ( <a href="#">NDD 3990</a> ) suivis du code BNC de la NSPA "09" et d'un nombre à sept chiffres.
<b>NSPA TRACKING TABLE</b>	<b>TABLE DE SUIVI DE LA NSPA</b>
NSPA database for permanent recording of all NCS data exchange. In other words, this table will hold all Message ID, Container Serial Number and Action Serial Number as well as all Collaboration ID	Base de données NSPA pour l'enregistrement permanent de tous les échanges de données NCS. En d'autres termes, cette table contiendra tous les identifiants de messages, les numéros de série des conteneurs et des actions ainsi que les identifiants de collaboration.
O	
<b>ONLINE COLLABORATION TOOL (OCT)</b>	<b>OUTIL DE COLLABORATION EN LIGNE</b>
OCT (Phase II) provides users with collaborations against Codification Table Values, Potentially duplicate NSNs and Problem Reports.	L'OCT (phase II) offrira aux utilisateurs concernés des collaborations pour le référentiel OTAN (Classe, dénomination, questionnaire), pour les NNOs en situation de doubles possibles, et pour les rapports de problèmes.
<b>ONLINE COLLABORATION TOOL (OCT) SIMPLE CHAT</b>	<b>OUTIL DE COLLABORATION EN LIGNE (SIMPLE DISCUSSION)</b>
OCT Simple Chat (Phase I) provides users with collaborations and discussion exchanges against Cancellation of the NSNs as an interim solution until Collaboration process is fully implemented as a systemic one.	OCT Simple discussion (phase I) fournit aux utilisateurs des collaborations et des échanges de discussion concernant l'annulation de NNO. C'est une solution provisoire jusqu'à ce que le processus de collaboration soit entièrement mis en œuvre en tant que système systématique.
<b>ONLINE MAINTENANCE TOOL</b>	<b>OUTIL DE MAINTENANCE EN LIGNE</b>
Online tool within NSPA eportal platform allowing different NCS users to submit and NCB to process NSN maintenance actions.	Outil en ligne au sein du Portail électronique de la NSPA permettant à différents utilisateurs SOC de soumettre et aux BNC de traiter des opérations de maintenance sur les NNO.
<del>ORIGINATOR CODE (DRN 4210)</del>	<del>CODE ORIGINE - CODE ORIG - (NDD 4210)</del>
<del>See Chapter IV, Annex F, <a href="#">DRN 4210</a></del>	<del>Voir chapitre IV, annexe F, <a href="#">NDD 4210</a></del>
<b>ORIGINATOR OF STANDARDIZATION DECISION - ORIG STDZ DEC - (DRN 9325)</b>	<b>ORIGINE DE LA DECISION DE NORMALISATION (NDD 9325)</b>
See Chapter IV, Annex F, <a href="#">DRN 9325</a>	Voir chapitre IV, annexe F, <a href="#">NDD 9325</a>
<b>OUTBOUND</b>	<b>SORTANT</b>
A response to and Inbound action or the output to NCS of an unsolicited change made on a NIIN in national database	Une réponse à une action entrante ou une sortie vers le code "NCS" d'une modification non sollicitée, faite sur un NOI national

## O

<b>OUTBOUND XML SCHEMA</b>	<b>SCHEMA XML SORTANT</b>
Part of the AC/135 Schema covering all the Replies & Unsolicited Changes	partie du schéma AC/135 couvrant toutes les réponses et les modifications non sollicitées.
<b>OUTFIT</b>	<b>OUTILLAGE</b>
A collection of related items issued as a single item of supply, such as the tools, instruments, materials, equipment and/or instruction manual(s) for the practice of a trade or profession or for the carrying out of a particular project or function. Use only when the term "outfit" is a part of the item name.	Ensemble d'articles apparentés fourni sous forme d'un article de ravitaillement unique, tels que des outils instruments, matériaux et/ou manuels d'instruction pour la pratique d'un commerce ou d'une fonction particulière. A n'utiliser que lorsque de terme "outillage" fait partie d'une dénomination.
<b>OUTPUT DATA REQUEST CODE -ODRC- (DRN 4690)</b>	<b>DEMANDE CODEE DE DONNEES -DCD- (NDD 4690)</b>
See Chapter IV, Annex F, <a href="#">DRN 4690</a>	Voir chapitre IV, annexe F, <a href="#">NDD 4690</a>
<b>OUTPUT FILE DATA SUB-HEADER (SEGMENT L) (DRN 9110)</b>	<b>EN-TÊTE INTERMÉDIAIRE SORTIE FICHIER (SEGMENT L) (NDD 9110)</b>
See Chapter IV, Annex F, <a href="#">DRN 9110</a>	Voir chapitre IV, annexe F, <a href="#">NDD 9110</a>

## P

<b>PACKAGE</b>	<b>ENSEMBLE D'UNE SOUMISSION</b>
A combination of related data elements to be accepted or rejected as a whole.	Un ensemble de données rattachées entre elles qui sera accepté ou rejeté en totalité.
<b>PACKAGE SEQUENCE NUMBER -PSN- (DRN 1070)</b>	<b>NUMERO DE SEQUENCE -NS- (NDD 1070)</b>
See Chapter IV, Annex F, <a href="#">DRN 1070</a>	Voir chapitre IV, annexe F, <a href="#">NDD 1070</a>
<b>PANEL A (AC/135)</b>	<b>COMMISSION A (AC/135)</b>
A panel on general matters concerning NATO Codification composed of representatives of the NATO and Tier 2 sponsored countries acting as the executive to and preparation panel for codification matters.	Cette commission traite des questions générales relatives à la codification OTAN. Elle est composée des représentants des pays de l'OTAN et des pays parrainés au niveau 2, agit en tant que commission responsable et prépare les questions de codification.
<b>PARITY</b>	<b>PARITE</b>
The means of protection against recording errors. On the parity track, bit "1" is or is not recorded so that the sum of bits "1" for each byte is even (even parity) or odd (odd parity). (In codification, NATO Standard: odd).	Moyen de protection contre les erreurs d'enregistrement sur la piste de parité, l'élément binaire (BIT) "1" est enregistré ou non, de telle sorte que la somme des éléments binaires "1" pour chaque multiplet soit paire (parité paire) ou impaire (parité impaire). (En codification, Standard OTAN: parité impaire).
<b>PART</b>	<b>PIECE</b>
An item forming a part of an assembly or sub-assembly, which is not normally further broken down.	Article constituant une partie d'un ensemble ou d'un sous ensemble et qui n'est pas normalement dissociable en plusieurs parties.
<b>PARTIAL MATCH</b>	<b>CORRESPONDANCE PARTIELLE</b>
See <a href="#">MATCH</a> .	Voir <a href="#">CORRESPONDANCE</a> .

<b>P</b>	
<b>PART NAME</b>	<b>NOM DE PIECE OU NOM D'ARTICLE</b>
The name used to designate an item of production by the manufacturer or designer of that item. It may, in certain circumstances, be used as an item name, either as it stands or with suitable modifier(s) when the item of production is required to be catalogued as an item of supply.	Nom attribué à un article de production par le fabricant ou le concepteur de cet article. Il peut, dans certains cas, être utilisé comme dénomination soit tel quel, soit accompagné du ou des modificateurs appropriés, quand l'article de production doit être catalogué comme article de ravitaillement.
<b>PART NUMBER</b>	<b>NUMERO DE PIECE</b>
See <a href="#">REFERENCE NUMBER</a> .	Voir <a href="#">NUMERO DE REFERENCE</a> .
<b>PERFORMANCE CHARACTERISTICS</b>	<b>CARACTERISTIQUES DE PERFORMANCE</b>
Special or particular operational features inherent in an item of production which aid in either identifying the item or in differentiating between it and other similar items.	Capacité fonctionnelle spéciale ou particulière à un article de production et qui aide à identifier cet article ou à le distinguer d'articles similaires.
<b>PHRASE CODE -PHRASE- (DRN 2862)</b>	<b>CODE PHRASE -PHRASE- (NDD 2862)</b>
See Chapter IV, Annex F, <a href="#">DRN 2862</a>	Voir chapitre IV, annexe F, <a href="#">NDD 2862</a>
<b>PHYSICAL CHARACTERISTICS</b>	<b>CARACTERISTIQUES PHYSIQUES</b>
Structural, material, dimensional, electrical, chemical composition, or attachment/fastening features inherent in an item of production which aid in identifying the item of supply or in differentiating between it and other similar items.	Données relatives à la structure, la matière, les dimensions, les caractéristiques électriques, la composition chimique ou le système de fixation ou de fermeture d'un article de production, qui aident à identifier l'article de ravitaillement ou à le distinguer d'articles similaires.
<b>PHYSICAL DRAWING IDENTIFIER –PHYS DWG ID- (DRN 5037)</b>	<b>IDENTIFICATEUR DU DESSIN PHYSIQUE –ID DESS PHYS- (NDD 5037)</b>
See Chapter IV, Annex F, <a href="#">DRN 5037</a>	Voir chapitre IV, annexe F, <a href="#">NDD 5037</a>
<b>PHYSICAL SECURITY/PILFERAGE CODE -PS/PC- (DRN 2863)</b>	<b>CODE SECURITE ET PROTECTION CONTRE LE VOL -CS/PV (NDD 2863)</b>
See Chapter IV, Annex F, <a href="#">DRN 2863</a>	Voir chapitre IV, annexe F, <a href="#">NDD 2863</a>
<b>PIECE PART</b>	<b>PIECE</b>
See <a href="#">PART</a> .	Voir <a href="#">PIECE</a>
<b>PILOT COUNTRY</b>	<b>PAYS PILOTE</b>
In codification, the NATO country appointed by the Group of National Directors to manage certain aspects of the NATO Codification System for the benefit of all NATO countries.	En codification, le pays de l'OTAN désigné par le Groupe des directeurs nationaux afin d'agir comme dirigeant de certains aspects du Système OTAN de codification au profit de tous les pays de l'OTAN.
<b>POSSIBLE DUPLICATE</b>	<b>DOUBLE POSSIBLE</b>
A proposed new item identification which is not an actual duplicate of an existing item identification but is sufficiently similar to warrant further review and which is returned to the submitter with a copy of the existing item identification for additional review.	Projet d'identification nouvelle qui, sans être exactement le double d'une identification existante, en est suffisamment proche pour justifier un examen plus approfondi et qui est retourné au soumettant, avec un exemplaire de l'identification existante pour examen complémentaire.

P	
<b>POSSIBLE MATCH</b>	<b>CORRESPONDANCE POSSIBLE</b>
See <a href="#">MATCH</a> .	Voir <a href="#">CORRESPONDANCE</a> .
<b>POST OFFICE BOX (DRN 1361)</b>	<b>BOÎTE POSTALE (NDD 1361)</b>
See Chapter IV, Annex F, <a href="#">DRN 1361</a>	Voir chapitre IV, annexe F, <a href="#">NDD 1361</a>
<b>POSTAL ADDRESS CITY (DRN 2659)</b>	<b>VILLE DE L'ADRESSE POSTALE (NDD 2659).</b>
See Chapter IV, Annex F, <a href="#">DRN 2659</a>	Voir chapitre IV, annexe F, <a href="#">NDD 2659</a>
<b>POSTAL ADDRESS POSTAL CODE (DRN 2660)</b>	<b>CODE POSTAL DE L'ADRESSE POSTALE (NDD 2660)</b>
See Chapter IV, Annex F, <a href="#">DRN 2660</a>	Voir chapitre IV, annexe F, <a href="#">NDD 2660</a>
<b>PRELIMINARY SCREENING</b>	<b>CRIBLAGE PRELIMINAIRE</b>
A process initiated by the procuring country presenting to the NCB of the producing country references of procured items or of those intended to be procured in order to reveal, by screening action, any existing NATO Stock Numbers recorded.	Procédure initiée par un pays acquéreur qui présente au BNC du pays producteur les Groupes fabricants référence des articles achetés ou qu'il prévoit d'acheter afin de révéler par criblage tous les Numéros de nomenclature OTAN enregistrés.
<b>PRIMARY REFERENCE NUMBER</b>	<b>NUMERO DE REFERENCE PRINCIPAL</b>
Reference Number determining the item of supply concept characterized by the Reference Number Category Code "1", "2", "3" or "4". (See <a href="#">Sub-Section 232</a> ).	Numéro de référence déterminant le concept d'article de ravitaillement et caractérisé par un Code catégorie de référence "1", "2", "3" ou "4". (Voir <a href="#">Sous-section 232</a> ).
<b>PRIORITY INDICATOR CODE -PIC- (DRN 2867)</b>	<b>CODE PRIORITE -CP- (NDD 2867)</b>
See Chapter IV, Annex F, <a href="#">DRN 2867</a>	Voir chapitre IV, annexe F, <a href="#">NDD 2867</a>
<b>PROCURING COUNTRY</b>	<b>PAYS ACQUEREUR</b>
Country which procures or contemplates procurement of a particular equipment and spare parts and for which codification services are required.	Pays qui envisage ou a décidé l'achat d'un équipement particulier et de ses rechanges et pour lesquels des services de codification sont requis.
<b>PRODUCING COUNTRY</b>	<b>PAYS PRODUCTEUR</b>
A country responsible for the codification of equipment and spare parts of which it controls design, characteristics and production by means of engineering drawings, specifications and inspection requirements.	Pays responsable de la codification du matériel et des pièces de rechange et dont il contrôle la conception, les caractéristiques et la production par des plans industriels, des spécifications, et des inspections.
<b>PROCESSING NATION</b>	
The nation responsible for <ul style="list-style-type: none"> <li>1. Taking action</li> <li>2. Providing Outbound response to an Inbound request for Action.</li> </ul> Synonymous to Destination and Producing Country	La nation responsable de : <ul style="list-style-type: none"> <li>1. Prendre des mesures</li> <li>2. Fournir des réponses sortantes à une demande d'action entrante</li> </ul> Synonyme de Destinataire et pays producteur

Q	
<b>QUANTITY PER UNIT PACK CODE –QUP- (DRN 6106)</b>	<b>QUANTITE PAR UNITE D'EMBALLAGE-QUE- (NDD 6106)</b>
See Chapter IV, Annex F, <a href="#">DRN 6106</a>	Voir chapitre IV, annexe F, <a href="#">NDD 6106</a>
R	
<b>RECOMMENDED SPARE PARTS LIST -RSPL-</b>	<b>LISTE DE COMPOSITION DE MATERIEL -LCMA-</b>
List established by the contractor and containing the recommended spare parts necessary for the maintenance of the equipment during a pre-determined period. After selection of the items, this list is used as the basis for codification requests.	Liste établie par le contractant contenant les pièces de rechange recommandées nécessaires pour la maintenance du matériel pendant une période bien déterminée. Après sélection des articles retenus, cette liste sert de base pour l'établissement des demandes de codification.
<b>REFERENCE -REF- (DRN 0846)</b>	<b>GROUPE FABRICANT REFERENCE -GFR- (NDD 0846)</b>
See Chapter IV, Annex F, <a href="#">DRN 0846</a>	Voir chapitre IV, annexe F, <a href="#">NDD 0846</a>
<b>RECORDED SUSPENSE FILE ENTRY DATE (DRN 0870)</b>	<b>DATE D'ENTREE DANS LE FICHER D'ATTENTE (NDD 0870)</b>
See Chapter IV, Annex F, <a href="#">DRN 0870</a>	Voir chapitre IV, annexe F F, <a href="#">NDD 0870</a>
<b>REFERENCE DRAWING -RD-</b>	<b>DESSIN DE REFERENCE -DR-</b>
An illustration which portrays and identifies general details of items of supply being identified. They are as broad in scope as possible so that a number of items may be covered by a single drawing and they may not include dimensional requirements.	Illustration qui décrit et identifie des détails généraux des articles de ravitaillement faisant l'objet d'une identification. Ils sont d'une portée aussi large que possible de telle façon qu'un certain nombre d'articles puissent être couverts par un seul dessin et ne peuvent pas inclure des données dimensionnelles.
<b>REFERENCE DRAWING GROUP -RDG-</b>	<b>GROUPE DE DESSINS DE REFERENCE -GDR-</b>
Consists of one or more reference drawings cited in an Item Identification Guide for use in the preparation of item identifications, or incorporated in an item name definition when a word definition is inadequate to establish a demarcation between closely related item names.	Consiste en un ou plusieurs dessins de référence cités dans un Guide d'identification d'articles et utilisés pour l'établissement d'identification ou qui sont joints à une définition d'articles quand la définition écrite est insuffisante pour établir la démarcation entre des dénominations très voisines.
<b>REFERENCE METHOD OF ITEM IDENTIFICATION</b>	<b>IDENTIFICATION PAR REFERENCE</b>
Establishes the identification of an item of supply by reference(s) to the item identifying number(s) of one or more manufacturers, denoting the item or items of production included under the same concept.	Etablit l'identité d'un article de ravitaillement en se référant au(x) numéro(s) identifiant(s) de l'(des) article(s) d'un ou de plusieurs fabricants indiquant le (les) article(s) de production inclus dans le même concept.
<b>REFERENCE NUMBER (DRN 8733)</b>	<b>NUMERO DE REFERENCE (NDD 8733)</b>
See Chapter IV, Annex F, <a href="#">DRN 8733</a>	Voir chapitre IV, annexe F, <a href="#">NDD 8733</a>
<b>REFERENCE NUMBER ACTION ACTIVITY CODE -RNAAC- (DRN 2900)</b>	<b>CODE RESPONSABILITE DU CODE DISPONIBILITE DE DOCUMENT -CRCDD- (NDD 2900)</b>
See Chapter IV, Annex F, <a href="#">DRN 8750</a>	Voir chapitre IV, annexe F, <a href="#">NDD 8750</a>



R	
<b>REFERENCE NUMBER CATEGORY CODE -RNCC- (DRN 2910)</b>	<b>CODE CATEGORIE DE REFERENCE -CCR- (NDD 2910)</b>
See Chapter IV, Annex F, <a href="#">DRN 2910</a>	Voir chapitre IV, annexe F, <a href="#">NDD 2910</a>
<b>REFERENCE NUMBER FORMAT CODE -RNFC- (DRN 2920)</b>	<b>CODE MODE D'ECRITURE DE LA REFERENCE -CMER- (NDD 2920)</b>
See Chapter IV, Annex F, <a href="#">DRN 2920</a>	Voir chapitre IV, annexe F F, <a href="#">NDD 2920</a>
<b>REFERENCE NUMBER FORMATTING</b>	<b>ECRITURE DES NUMEROS DE REFERENCE</b>
See <a href="#">FORMATTING OF REFERENCE NUMBERS</a>	Voir <a href="#">MODE D'ECRITURE DES NUMEROS DE REFERENCE</a>
<b>REFERENCE NUMBER JUSTIFICATION CODE -RNJC- (DRN 2750)</b>	<b>CODE JUSTIFICATION DE LA REFERENCE -CJR- (NDD 2750)</b>
See Chapter IV, Annex F, <a href="#">DRN 2750</a>	Voir chapitre IV, annexe F, <a href="#">NDD 2750</a>
<b>REFERENCE NUMBER STATUS CODE -RNSC- (DRN 2923)</b>	<b>CODE VALEUR DE LA REFERENCE POUR L'APPROVISIONNEMENT -CVRA- (NDD 2923)</b>
See Chapter IV, Annex F, <a href="#">DRN 2923</a>	Voir chapitre IV, annexe F, <a href="#">NDD 2923</a>
<b>REFERENCE NUMBER VARIATION CODE -RNVC- (DRN 4780)</b>	<b>CODE VALEUR DE LA REFERENCE -CVR- (NDD 4780)</b>
See Chapter IV, Annex F, <a href="#">DRN 4780</a>	Voir chapitre IV, annexe F, <a href="#">NDD 4780</a>
<b>REFERENCE OR PARTIAL DESCRIPTIVE METHOD REASON CODE -RPDMRC- (DRN 4765)</b>	<b>CODE JUSTIFICATION DE LA METHODE -CJM- (NDD 4765)</b>
See Chapter IV, Annex F, <a href="#">DRN 4765</a>	Voir chapitre IV, annexe F, <a href="#">NDD 4765</a>
<b>REGISTRATION OF USER</b>	<b>INSCRIPTION UTILISATEUR</b>
See <a href="#">USER REGISTRATION</a> .	Voir <a href="#">INSCRIPTION UTILISATEUR</a>
<b>REINSTATEMENT NSN</b>	<b>RETABLISSEMENT D'UN NNO</b>
Action resulting from a proposal submitted by a national user or NATO or sponsored country/NSPA to reinstate a cancelled item identification when it represents an item of supply currently active in the supply system provided that it does not duplicate another item identification.	Action résultant d'une proposition d'un utilisateur national ou un pays OTAN/un pays parrainé/la NSPA afin de rétablir une identification annulée lorsqu'elle représente un article de ravitaillement généralement actif dans la chaîne d'approvisionnement à condition qu'elle ne fasse pas double emploi avec une autre identification.
<b>REPAIR PARTS</b>	<b>PIECES DETACHEES</b>
Spare or maintenance parts used to repair, service, maintain or to complete items of equipment under field conditions; these parts are normally codified for supply management purposes.	Pièces de rechange et accessoires utilisés pour réparer, entretenir ou compléter le matériel en campagne; celles-ci sont normalement codifiées à des fins de gestion logistique.
<b>REPLACEMENT NCAGE (DRN 3595)</b>	<b>CODE NCAGE CONSERVÉ (NDD 3595)</b>
See Chapter IV, Annex F, <a href="#">DRN 3595</a>	Voir chapitre IV, annexe F, <a href="#">NDD 3595</a>
<b>REPLACEMENT NSN, CANCELLATION (DRN 8875)</b>	<b>NNO CONSERVE, ANNULATION (NDD 8875)</b>
See Chapter IV, Annex F, <a href="#">DRN 8875</a>	Voir chapitre IV, annexe F, <a href="#">NDD 8875</a>

R	
<b>REPLY CODE</b>	<b>CODE REPONSE</b>
Controlled alphanumeric codes contained in the reply tables of an Item Identification Guide permitting replies to requirements in coded language and used in the General Decoding Tool as System Support Record element for decoding purposes. See also CODED REPLY.	Codes alpha numériques contenus dans les Tables de réponse d'un Guide d'identification d'articles permettant des réponses aux questions en langage codé et utilisés dans l'Outil général de décodage comme élément des fichiers pilotes à des fins de décodage.
<b>REPLY DATA</b>	<b>REPONSE</b>
Item characteristics data structured in coded and/or clear language.	Données caractéristiques structurées soit en code soit en clair.
<b>REPLY TABLE CODE, MASTER REQUIREMENTS DIRECTORY -RTC MRD- (DRN 8254)</b>	<b>CODE TABLE DE REPONSE, REPERTOIRE DES QUESTIONS PRINCIPALES - CODE TAB REP MRD- (NDD 8254)</b>
See Chapter IV, Annex F, <a href="#">DRN 8254</a>	Voir chapitre IV, annexe F, <a href="#">NDD 8254</a>
<b>REPLY TABLE CODE, IIG DECODE GUIDES -RTC IIGDG- (DRN 3845)</b>	<b>CODE TABLE DE REPONSE, GUIDES DE DECODAGE DES GIA -CODE TABLE REPONSE GD GIA- (NDD 3845)</b>
See Chapter IV, Annex F, <a href="#">DRN 3845</a>	Voir chapitre IV, annexe F, <a href="#">NDD 3845</a>
<b>REPORTABLE ITEM CODE –RIC- (DRN 9572)</b>	<b>REPORTABLE ITEM CODE –RIC- (NDD 9572)</b>
See , <a href="#">DRN 9572</a>	Voir chapitre IV, annexe F, <a href="#">NDD 9572</a>
<b>REPRODUCED ITEM</b>	<b>ARTICLE REPRODUIT</b>
Item of which the reproduction is achieved under the terms of a licensing agreement between the original manufacturer and the reproducing manufacturer or within the context of an existing agreement between the competent authorities of the appropriate governments. The reproduction must conform fully with the original drawings and/or standards/specifications. Minor deviations which do not affect the item of supply concept may be approved by the originating NATO or sponsored country.	Article dont la reproduction est effectuée en vertu d'un accord de licence entre le fabricant d'origine et le fabricant reproducteur ou d'un accord existant entre les autorités compétentes des gouvernements des pays concernés. La reproduction doit s'effectuer en pleine conformité avec les dessins et/ou spécifications d'origine. Des déviations mineures n'affectant pas le concept d'article de ravitaillement peuvent être acceptées par le pays de l'OTAN ou le pays parrainé d'origine.
<b>REQUIREMENT -RQMT-</b>	<b>QUESTION</b>
See <a href="#">ITEM CHARACTERISTICS DATA REQUIREMENT</a>	Voir <a href="#">QUESTION SUR LES CARACTERISTIQUES</a> .
<b>REQUIREMENT REPLY INSTRUCTION -RQMT REPLY INSTRUCTION- (DRN 2648)</b>	<b>INSTRUCTION POUR RÉPONSE À UN MRC (NDD 2648)</b>
See Chapter IV, Annex F, <a href="#">DRN 2648</a>	Voir chapitre IV, annexe F, <a href="#">NDD 2648</a>
<b>REQUIREMENT STATEMENT -RQMT STAT- (DRN 3614)</b>	<b>QUESTION GUIDE D'IDENTIFICATION D'ARTICLES -QGIA- (NDD 3614)</b>
See Chapter IV, Annex F, <a href="#">DRN 3614</a>	Voir chapitre IV, annexe F, <a href="#">NDD 3614</a>
<b>REQUIREMENT STATEMENT DEFINITION -RQMT STAT DEF- (DRN 5027)</b>	<b>DEFINITION DE LA QUESTION GIA -DEF QGIA- (NDD 5027)</b>
See Chapter IV, Annex F, <a href="#">DRN 5027</a>	Voir chapitre IV, annexe F, <a href="#">NDD 5027</a>

R	
<b>REQUIREMENT STRUCTURE -RQMT STRUCTURE-</b>	<b>STRUCTURE DES QUESTIONS</b>
The structure of an Item Identification Guide requirement, divided into three parts: the title, the definition and the reply instructions.	La structure d'une question dans un Guide d'identification d'articles divisée en trois parties: le libellé, la définition et les instructions en vue de la réponse.
<b>RETURN CODE</b>	<b>CODE RETOUR</b>
A Return Code is a code that is sent due to informing of one or more of the following issues, A Validation was not completed. A Processing Rule was not completed. A Notification with information was sent.	Un code retour est un code qui est envoyé en raison d'une information sur l'un ou plusieurs points suivants : Une validation n'a pas été effectuée Une étude du traitement n'a pas été achevée Une notification contenant des informations à été envoyée
<b>RETURN CODE -RET CODE- (DRN 9480)</b>	<b>CODE RETOUR -CODE RET- (NDD 9480)</b>
See Chapter IV, Annex F, <a href="#">DRN 9480</a>	Voir chapitre IV, annexe F, <a href="#">NDD 9480</a>

S	
<b>SCHEDULE B (DRN 0435)</b>	<b>SCHEDULE B (NDD 0435)</b>
See Chapter IV, Annex F, <a href="#">DRN 0435</a>	Voir chapitre IV, annexe F, <a href="#">NDD 0435</a>
<b>SCHEMA VALIDATIONS (SV)</b>	<b>VALIDATIONS DU SCHEMA</b>
The basic format controls on the Message/Container/Action structure, performed in NMBS prior to delivering a Message from Source NCB to NSPA. An error results in the full Message returned to Submitter.	les contrôles de format basés sur la structure message/conteneur/action, effectués dans le NMBS avant la livraison d'un message du BNC émetteur à la NSPA. Si une erreur se produit, le message complet est renvoyé à l'expéditeur.
<b>SCREEN (SCREENING)</b>	<b>CRIBLER (CRIBLAGE)</b>
A process of comparing, manually or by automation, item identifications to reveal identically of references to existing NATO Stock Numbers.	Opération de comparaison manuelle ou par TAD entre des identifications pour révéler des références identiques à des Numéros de nomenclature OTAN existants.
<b>SEARCH BY REFERENCE</b>	<b>RECHERCHE PAR REFERENCE</b>
Research process to identify existing part numbers within NTIR to avoid duplication within NCS	Processus de recherche pour détecter des numéros de pièces existants dans le FGI OTAN afin d'éviter les doubles dans le SOC.
<b>SECONDARY ADDRESS CODE -SAC- (DRN 8990)</b>	<b>CODE SECONDAIRE (SAC) (NDD 8990)</b>
See Chapter IV, Annex F, <a href="#">DRN 8990</a>	Voir chapitre IV, annexe F, <a href="#">NDD 8990</a>
<b>SECONDARY REFERENCE</b>	<b>REFERENCE SECONDAIRE</b>
Additional Reference Number characterized by a Reference Number Category Code "5". (See Chapter IV, Annex G5 - <a href="#">Table 08</a> ).	Numéro de référence additionnelle caractérisé par un Code catégorie de référence "5". (Voir Annex G5 - <a href="#">Table 08</a> ).
<b>SEGMENT CODE (DRN 8999)</b>	<b>CODE SEGMENT -CODE SEG- (NDD 8999)</b>
See Chapter IV, Annex F, <a href="#">DRN 8999</a>	Voir chapitre IV, annexe F, <a href="#">NDD 8999</a>

<b>S</b>	
<b>SEGMENT LENGTH -SEG LEN- (DRN 0189)</b>	<b>LONGUEUR DU SEGMENT -LONG SEG- (NDD 0189)</b>
See Chapter IV, Annex F Chapter IV, Annex F, <a href="#">DRN 0189</a>	Voir chapitre IV, annexe F, <a href="#">NDD 0189</a>
<b>SEGMENT V TERMINATOR CODE -SVTC- (DRN 0339)</b>	<b>FIN DE SEGMENT V -FIN SEG V- (NDD 0339)</b>
See Chapter IV, Annex F, <a href="#">DRN 0339</a>	Voir chapitre IV, annexe F, <a href="#">NDD 0339</a>
<b>SET</b>	<b>JEU</b>
A collection of matched or related items issued as a single item of supply, i.e., tool sets instrument sets, and matched sets. Use only when the term "set" is a part of the item name.	Ensemble d'articles apparentés ou correspondants, fournis sous forme d'articles de ravitaillement unique tels que des jeux d'outils, d'instruments et de jeux assortis. A n'utiliser que lorsque le terme jeu figure dans la dénomination.
<b>SHIPMENT</b>	<b>ENVOI</b>
Each transmission of codification operations (request for data, updating and notification of processing completed).	Chaque transmission d'opérations de codification (demandes de données, mises à jour et notification de traitements effectués).
<b>SOURCE CONTROL REFERENCE</b>	<b>REFERENCE DE CONTROLE D'ORIGINE</b>
Primary Reference Number characterized by a Reference Number Category Code "1". (See Chapter IV, Annex G5 - <a href="#">Table 08</a> ).	Numéro de référence principale caractérisé par un Code catégorie de référence "1". (Voir chapitre IV Annexe G5 - <a href="#">Table 08</a> ).
<b>SOURCE NCB / SOURCE</b>	<b>BNC EMETTEUR / EMETTEUR</b>
The nation initiating an Inbound request for Action. Submitter's country code will always be the represented in Message header.	la nation à l'origine du demande entrante. Le code du pays expéditeur sera toujours représenté dans l'en-tête du message.
<b>SPARE PART</b>	<b>PIECE DE RECHANGE</b>
In codification, individual parts, sub-assemblies and assemblies (components) supplied for the maintenance or overhaul of equipment. (See <a href="#">ITEM OF SUPPLY</a> ).	Ce sont, en codification les pièces, sous-ensembles et ensembles (composants) fournis pour l'entretien et la réparation, ou la révision d'un matériel. (Voir <a href="#">ARTICLE DE RAVITAILLEMENT</a> ).
<b>SPECIAL FEATURES</b>	<b>CARACTERISTIQUES SPECIALES</b>
The characteristics of an item of supply for which no requirements are available in the Item Identification Guide and which are essentially performed by or contained in the physical structure of an item and which differentiate an item from other similar item(s).	Caractéristiques d'un article de ravitaillement pour lesquels le Guide d'identification d'articles ne prévoit pas de questions. Ces caractéristiques sont propres à la structure de l'article et le distinguent des autres articles similaires.
<b>SPECIFICATION -SPEC-</b>	<b>SPECIFICATION -SPEC-</b>
A clear and accurate description of the technical requirements for a materiel, or a service, including the procedure by which it will be determined that the requirements have been met.	Description claire et exacte des conditions techniques qui doit remplir un matériel ou un service, y compris la procédure de contrôle permettant de vérifier que ces conditions sont bien remplies.

<b>S</b>	
<b>STANDARD ITEM NAME</b>	<b>DENOMINATION NORMALISEE D'UN ARTICLE</b>
A name used to designate a type of item, such name being generally accepted by standards, industry and/or Government Departments, agreed upon by two or more countries for an item which is in each of their supply systems but which would not usually be given an Approved Item Name (when two or more names have been given to the same item of supply concept e.g. bushing, washer and spacer, one of the names, the more descriptive one, will be standardized for the item).	Dénomination utilisée pour désigner un type d'article, généralement acceptée dans des normes, par l'industrie et/ou par les services officiels; deux ou plusieurs pays pourront, après accord, normaliser une dénomination pour un article entrant dans leur système d'approvisionnement mais qui ne justifierait pas l'attribution d'une Dénomination approuvée (quand un même concept d'article de ravitaillement fait l'objet de plusieurs dénominations, par exemple, tuyau, tube, canalisation, la dénomination la plus expressive sera retenue comme dénomination normalisée).
<b>STANDARDIZATION</b>	<b>STANDARDISATION/NORMALISATION</b>
See <a href="#">ITEM STANDARDIZATION</a> .	Voir <a href="#">NORMALISATION D'ARTICLE</a> .
<b>STANDARD TYPE DESIGNATOR -STD TD-</b>	<b>INDICATEUR DU TYPE DE NORME</b>
A structured number consisting of the International Standard Number or symbol and codes indicating one or more standard data elements in order to distinguish the single items covered by the appropriate Standard/Specification.	Un numéro structuré se composant du Numéro de norme internationale ou le symbole et les codes indiquant un ou plusieurs éléments de données standard afin de distinguer les articles uniques couverts par la norme/spécification appropriée.
<b>STANDARDIZATION DECISION DATA</b>	<b>DONNEES DE DECISION DE NORMALISATION</b>
See Chapter IV, Annex F, - Standardization Relationship Data ( <a href="#">DRN 9104</a> ).	Voir chapitre IV, annexe F, - Décision de normalisation ( <a href="#">NDD 9104</a> ).
<b>STANDARD REQUIREMENT -SR-</b>	<b>QUESTION STANDARD -QS-</b>
A lengthy requirement which, because it is used repeatedly in Item Identification Guides, has been put in standardized form.	Une très longue question qui, utilisée fréquemment dans des Guides d'identification d'articles, a été mise sous forme normalisée.
<b>STATION SERIAL NUMBER – XML (DRN 9765)</b>	<b>NUMÉRO DE SÉRIE DE LA STATION – XML (NDD 9765)</b>
See Chapter IV, Annex F, <a href="#">DRN 9765</a>	Voir chapitre IV, annexe F, <a href="#">NDD 9765</a>
<b>STATISTICAL CLASSIFICATION OF ECONOMIC ACTIVITIES IN THE EUROPEAN COMMUNITY CODE -NACE CODE- (DRN 2657)</b>	<b>CODE DE LA NOMENCLATURE STATISTIQUE DES ACTIVITÉS ÉCONOMIQUES DANS LA COMMUNAUTÉ EUROPÉENNE -CODE NACE- (NDD 2657)</b>
See Chapter IV, Annex F, <a href="#">DRN 2657</a>	Voir chapitre IV, annexe F, <a href="#">NDD 2657</a>
<b>STATISTICAL INDICATOR CODE -SIC- (DRN 3708)</b>	<b>CODE STATISTIQUE DE RECHERCHE -CODE STAT- (NDD 3708)</b>
See Chapter IV, Annex F, <a href="#">DRN 3708</a>	Voir chapitre IV, annexe F, <a href="#">NDD 3708</a>
<b>STEERING COMMITTEE (AC/135)</b>	<b>COMITE DIRECTEUR (AC/135)</b>
A committee composed of representatives of NATO countries, responsible for the organization of all events in the field of NATO Codification (e.g. Symposium).	Un comité composé par des représentants des pays de l'OTAN chargé de l'organisation de toute manifestation dans le domaine de la codification OTAN (par ex. Colloque).

<b>S</b>	
<b>STREET ADDRESS LINE 1 (DRN 1082)</b>	<b>ADRESSE GÉOGRAPHIQUE (PREMIÈRE LIGNE) (NDD 1082)</b>
See Chapter IV, Annex F, <a href="#">DRN 1082</a>	Voir chapitre IV, annexe F, <a href="#">NDD 1082</a>
<b>STREET ADDRESS LINE 2 (DRN 1083)</b>	<b>ADRESSE GÉOGRAPHIQUE (DEUXIÈME LIGNE) (NDD 1083)</b>
See Chapter IV, Annex F, <a href="#">DRN 1083</a>	Voir chapitre IV, annexe F, <a href="#">NDD 1083</a>
<b>STYLE NUMBER, ITEM IDENTIFICATION GUIDE -STYLE NO, IIG- (DRN 0768)</b>	<b>NUMERO DE MODELE, GIA -NO MODELE GIA- (NDD 0768)</b>
See Chapter IV, Annex F, <a href="#">DRN 0768</a>	Voir chapitre IV, annexe F, <a href="#">NDD 0768</a>
<b>SUB-ASSEMBLY</b>	<b>SOUS-ENSEMBLE</b>
A portion of an assembly, consisting of two or more parts, that can be provisioned and replaced as an entity. See also <a href="#">ASSEMBLY</a> ; <a href="#">COMPONENT</a> ; <a href="#">PART</a> .  <b>NOTE:</b> The distinction between an assembly and a sub-assembly is not always exact, an assembly in one instance may be a sub-assembly in another where it forms a portion of an assembly.	Assemblage de deux ou plusieurs pièces montées sur un ensemble ou un élément remplaçable comme un tout, mais comprenant une ou plusieurs pièces qui peuvent être remplacées séparément.  <b>NOTE:</b> La distinction entre ensemble et sous-ensemble n'est pas toujours exacte; un ensemble dans un cas peut être un sous-ensemble dans un autre où il forme une partie d'un ensemble.
<b>STYLE NUMBER IDENTIFIER CODE, IIG - STYL NO IC IIG – (DRN 0767)</b>	<b>CODE IDENTIFIANT LE NUMÉRO DU MODÈLE, GIA -CINM GIA- (NDD 0767)</b>
See Chapter IV, Annex F, <a href="#">DRN 0767</a>	Voir chapitre IV, annexe F, <a href="#">NDD 0767</a>
<b>SUB-GROUP (AC/135)</b>	<b>SOUS-GROUPE (AC/135)</b>
A group composed of representatives of the NATO countries responsible for the co-ordination of codification specific equipment and projects (in particular NATO Common Projects).	Un groupe composé par les représentants des pays de l'OTAN chargé de la coordination de la codification des matériels et des projets communs spécifiques. (En particulier les projets OTAN communs)
<b>SUBMITTED PACKAGE SEQUENCE NUMBER -SPSN- (DRN 8328)</b>	<b>NUMERO DE SEQUENCE SOUMIS -NSS- (NDD 8328)</b>
See Chapter IV, Annex F, <a href="#">DRN 8328</a>	Voir chapitre IV, annexe F, <a href="#">NDD 8328</a>
<b>SUBMITTER CODE (DRN 3720)</b>	<b>CODE SOUMETTANT – CODE SOUM – (NDD 3720)</b>
See Chapter IV, Annex F, <a href="#">DRN 3720</a>	Voir chapitre IV, annexe F, <a href="#">NDD 3720</a>
<b>SUBSTITUTE ITEM</b>	<b>ARTICLE DE REMPLACEMENT</b>
An item authorized for issue in replacement for an item of supply of like nature and quality.	Article de même nature et de même qualité que l'article de ravitaillement normalement utilisé et dont la distribution est autorisée à défaut de ce dernier.
<b>SUPPLEMENTARY DATA</b>	<b>DONNEES SUPPLEMENTAIRES</b>
That part of the item identification which, while not being necessary to establish the item's identity, is added to record data which may be useful to Provision and Production Authorities for supply management.	Partie d'une identification qui, bien qu'elle ne soit pas indispensable pour établir l'identité de l'article, est ajoutée de manière à fournir aux services de ravitaillement et de production des données qui peuvent être utiles à la gestion.

S	
<b>SUPPLEMENTAL INSTRUCTIONS (DRN 5174)</b>	<b>INSTRUCTIONS COMPLÉMENTAIRES (NDD 5174)</b>
See Chapter IV, Annex F, <a href="#">DRN 5174</a>	Voir chapitre IV, annexe F, <a href="#">NDD 5174</a>
<b>SUPPLY</b>	<b>APPROVISIONNEMENT, RAVITAILLEMENT</b>
Supply operations normally consist of the determination of requirements, provisioning, receipt, storage, stock replenishment, disposal and other similar operations.	Les opérations normales de ravitaillement comprennent la détermination des besoins, l'approvisionnement, le réception le stockage, le ravitaillement proprement dit, le rechargement des stocks l'élimination des matériels et autres opérations similaires.
<b>SUPPLY CODE FOR MANUFACTURER</b>	<b>CODE NCAGE</b>
See <a href="#">NATO COMMERCIAL AND GOVERNMENT ENTITY CODE</a> .	Voir <a href="#">CODE ORGANISME COMMERCIAL OU GOUVERNEMENTAL OTAN</a>
<b>SUPPLY MANAGEMENT DATA</b>	<b>DONNEES DE GESTION-DG</b>
Data elements which do not affect NSN assignment registered in Management Data ( <a href="#">DRN 9108</a> - See Chapter IV, Annex F) and required for the management of items of supply.	Données, n'affectant pas l'attribution d'un NNO enregistrées dans les données de gestion ( <a href="#">NDD 9108</a> – Voir chapitre IV, annexe F). Elles sont requises pour la gestion des articles de ravitaillement.
<b>SUSPENSE FILE</b>	<b>FICHER D'ATTENTE</b>
System Support Record containing all requests for codification services in process.	Fichier auxiliaire contenant toutes les demandes de services de codification en cours de traitement.
<b>SYSTEM SUPPORT RECORD -SSR-</b>	<b>FICHER PILOTE -FP-</b>
Tables, indexes, guides etc. recorded on computer files that interface with the Total Item Record in the processing of inbound/outbound actions.	Tables, index, guides etc. enregistrés sur support informatique qui interviennent sur le Fichier général des identifications au cours du traitement des actions entrantes/sortantes.

T	
<b>TABLE COUNT (DRN 0848)</b>	<b>COMPTAGE DES TABLES (NDD 0848)</b>
See Chapter IV, Annex F, <a href="#">DRN 0848</a>	Voir chapitre IV, annexe F, <a href="#">NDD 0848</a>
<b>TASK GROUP -TG- (AC/135)</b>	<b>GROUPE DE TRAVAIL -GT- (AC/135)</b>
A group established by the AC/135 Panels. It is composed of representatives of NATO countries and meets periodically until its terms of reference are fulfilled. (See also <a href="#">WORKING GROUP</a> ).	Ce groupe est institué par les Commissions AC/135. Il se compose des représentants des pays de l'OTAN intéressés et se réunit périodiquement jusqu'à ce que le mandat qui lui est dévolu soit achevé. Voir également <a href="#">GROUPE DE TRAVAIL</a> .
<b>TECHNICAL DOCUMENT NUMBER (DRN 2893)</b>	<b>NUMERO DU DOCUMENT TECHNIQUE (NDD 2893)</b>
See , <a href="#">DRN 2893</a>	Voir chapitre IV, annexe F, <a href="#">NDD 2893</a>
<b>TELEPHONE NUMBER (DRN 8974)</b>	<b>NUMÉRO DE TÉLÉPHONE (NDD 8974)</b>
See Chapter IV, Annex F, <a href="#">DRN 8974</a>	Voir chapitre IV, annexe F, <a href="#">NDD 8974</a>

<b>T</b>	
<b>THICKNESS OF CUSHIONING OR DUNNAGE CODE (DRN 5165)</b>	<b>CODE ÉPAISSEUR DE CALAGE OU DE FARDAGE (NDD 5165)</b>
See Chapter IV, Annex F, <a href="#">DRN 5165</a>	Voir Chapitre IV, annexe F, <a href="#">NDD 5165</a>
<b>TIER 1 SPONSORED NATION</b>	<b>PAYS PARRAINÉ AU NIVEAU 1</b>
See <a href="#">Sub-Section 142</a>	Voir <a href="#">sous-section 142</a> .
<b>TIER 2 SPONSORED NATION</b>	<b>PAYS PARRAINÉ AU NIVEAU 2</b>
See <a href="#">Sub-Section 142</a>	Voir <a href="#">sous-section 142</a> .
<b>TIME FRAME</b>	<b>DELAI</b>
Period of time as determined by the Group of Directors AC/135, allowed for the completion of the codification services.	Période déterminée par le Groupe des Directeurs AC/135 pendant laquelle les services de codification doivent être menés à bien.
<b>TOOLS, CODIFICATION</b>	<b>OUTILS, CODIFICATION</b>
Manuals and handbooks containing rules, procedures, formats, codes etc. pertinent to codification and developed for mandatory use by participating countries effecting the NATO Codification System.	Manuels et recueils contenant les règles, procédures, formats, codes etc. concernant la codification et auxquels doivent se conformer obligatoirement les pays participant au Système OTAN de codification.
<b>TOTAL ITEM RECORD -TIR-</b>	<b>FICHER GENERAL DES IDENTIFICATIONS -FGI-</b>
Combinaison de segments contenant toutes les données relatives aux Numéros de nomenclature OTAN enregistrés dans le fichier d'un BNC et utilisés dans l'échange national et international des données.	Combinaison de segments contenant toutes les données relatives aux Numéros de nomenclature OTAN enregistrés dans le fichier d'un BNC et utilisés dans l'échange national et international des données.
<b>TRACK</b>	<b>PISTE</b>
The longitudinal area of the magnetic tape on which a series of magnetic signals can be recorded. (In codification, Standard : 9 tracks).	Zone longitudinale de la bande magnétique sur laquelle une suite de signaux magnétiques peut être enregistrée. (En codification, standard OTAN : 9 pistes).
<del><b>TRANSACTION DATE (DRN 2310)</b></del>	<del><b>DATE DU DOCUMENT -DATE DOC- (NDD 2310)</b></del>
<del>See Chapter IV, Annex F, <a href="#">DRN 2310</a></del>	<del>Voir chapitre IV, annexe F, <a href="#">NDD 2310</a></del>
<b>TYPE OF ITEM IDENTIFICATION CODE -TYPE II CODE- (DRN 4820)</b>	<b>CODE TYPE D'IDENTIFICATION -C TYPE IDENT- (NDD 4820)</b>
See Chapter IV, Annex F, <a href="#">DRN 4820</a>	Voir chapitre IV, annexe F, <a href="#">NDD 4820</a>
<b>TYPE OF ORGANIZATIONAL ENTITY CODE -TYPE O.E. CODE- (DRN 4238)</b>	<b>CODE TYPE D'ORGANISME -C TYPE ORG- (NDD 4238)</b>
See Chapter IV, Annex F, <a href="#">DRN 4238</a>	Voir chapitre IV, annexe F, <a href="#">NDD 4238</a>



U	
<b>UNIT CONTAINER CODE (DRN 5166)</b>	<b>CODE CONTENEUR UNITAIRE (NDD 5166)</b>
See Chapter IV, Annex F, <a href="#">DRN 5166</a>	Voir Chapitre IV, annexe F, <a href="#">NDD 5166</a>
<b>UNIT CONTAINER LEVEL CODE (DRN 5168)</b>	<b>CODE NIVEAU DU CONTENEUR UNITAIRE (NDD 5168)</b>
See Chapter IV, Annex F, DRN <a href="#">5168</a>	Voir Chapitre IV, annexe F, <a href="#">NDD 5168</a>
<b>UNIT OF ISSUE -UI- (DRN 3050)</b>	<b>UNITE DE DISTRIBUTION -UD- (NDD 3050)</b>
See Chapter IV, Annex F, <a href="#">DRN 3050</a>	Voir chapitre IV, annexe F, <a href="#">NDD 3050</a>
<b>UNITED NATIONS STANDARD PRODUCTS AND SERVICES CODE –UNSPSC- (DRN 9574)</b>	<b>UNITED NATIONS STANDARD PRODUCTS AND SERVICES CODE –UNSPSC- (NDD 9574)</b>
See Chapter IV, Annex F, <a href="#">DRN 9574</a>	Voir chapitre IV, annexe F, <a href="#">NDD 9574</a>
<b>UNPACKAGED ITEM DIMENSIONS (DRN 5158)</b>	<b>DIMENSIONS DES ARTICLES NON EMBALLES (NDD 5158)</b>
See Chapter IV, Annex F, <a href="#">DRN 5158</a>	Voir Chapitre IV, annexe F, <a href="#">NDD 5158</a>
<b>UNPACKAGED ITEM WEIGHT (DRN 5157)</b>	<b>POIDS DES ARTICLES NON EMBALLES (NDD 5157)</b>
See Chapter IV, Annex F, <a href="#">DRN 5157</a>	Voir Chapitre IV, annexe F, <a href="#">NDD 5157</a>
<b>USING SERVICE CODE -USI SERV CODE- (DRN 0745)</b>	<b>CODE SERVICE UTILISATEUR (NDD 0745)</b>
See Chapter IV, Annex F, <a href="#">DRN 0745</a>	Voir Chapitre IV, annexe F, <a href="#">NDD 0745</a>
<b>UNSOLICITED CHANGE</b>	<b>MODIFICATION NON SOLLICITEE</b>
Any change/creation a nation performs on a NIIN due to internal requirements (unsolicited i.e. not by Inbound request for Action) that needs to be reported to the AC/135 community.	Toute modification/création qu'une nation effectue sur un NOI, en raison d'exigences internes (non sollicitée c'est-à-dire action réalisée autrement que par une action entrante), qui doit être signalée à la communauté AC/135.
<b>US FOREIGN/DOMESTIC DESIGNATOR CODE -US F/DDC- (DRN 4235)</b>	<b>CODE DOMICILIATION ÉTATS-UNIS -CODE DOMIC EU- (NDD 4235)</b>
See Chapter IV, Annex F, <a href="#">DRN 4235</a>	Voir chapitre IV, annexe F, <a href="#">NDD 4235</a>

W	
<b>WEAPON SYSTEM</b>	<b>SYSTEME D'ARME</b>
A combination of one or more weapons with all related equipment, materials, services, personnel and means of delivery and deployment (if applicable) required for self-sufficiency.	Ensemble comportant une ou plusieurs armes, ainsi que l'équipement, le matériel, les services, le personnel, les moyens de déplacement (au besoin) et de lancement nécessaires à son autonomie.
<b>WEB URL (DRN 8021)</b>	<b>ADRESSE WEB (NDD 8021)</b>
See Chapter IV, Annex F, <a href="#">DRN 8021</a>	Voir chapitre IV, annexe F, <a href="#">NDD 8021</a>
<b>WEIGHT OF PACKAGED UNIT (DRN 2313)</b>	<b>POIDS DE L'UNITÉ DE CONDITIONNEMENT (NDD 2313)</b>

---

W	
See Chapter IV, Annex F, <a href="#">DRN 2313</a>	Voir Chapitre IV, annexe F, <a href="#">NDD 2313</a>
<b>WEIGHT OF UNPACKAGED UNIT (DRN 2314)</b>	<b>POIDS DE L'UNITÉ NON EMBALLÉE (NDD 2314)</b>
See Chapter IV, Annex F, <a href="#">DRN 2314</a>	Voir Chapitre IV, annexe F, <a href="#">NDD 2314</a>
<b>WORKING GROUP -WG- (AC/135)</b>	<b>GROUPE DE TRAVAIL (AC/135)</b>
A group set up by the Group of National Directors to consider specific problems.	Groupe mis en place par le Groupe des directeurs nationaux afin d'examiner une question particulière.

W

**WRAPPING MATERIAL CODE (DRN 5163)**

See Chapter IV, Annex F, [DRN 5163](#)

**CODE MATÉRIAU D'EMBALLAGE (NDD 5163)**

Voir Chapitre IV, annexe F, [NDD 5163](#)

X

**XML Message**

A XML-Schema compliant file sent by one nation/NSPA and intended for one and only one destination

**XML Message**

**XML Transmission**

A NCAGE XML Message or a Compressed Message exchanged via NMBS between a Nation and NSPA.

**XML Transmission**

Un message XML NCAGE ou un message compressé échangé via NMBS entre une nation et la NSPA.

**XML Schema**

An XML Schema describes the structure of an XML document. The purpose of an XML Schema is to define the valid building blocks of an XML document

**XML Schema**

Un schéma XML décrit la structure d'un document XML. Le but d'un schéma XML est de définir les blocs de construction valides d'un document XML.

## **Sub-Section 612 - Alphabetical Cross Reference List of terms French to English**

This Sub-Section cross refers the French terms to the corresponding English terms for which the definition (English/French) is given in [Sub-Section 611](#).

=====

## **Sous-section 612 - Liste alphabétique de correspondance des termes - français/anglais**

Cette Sous-section permet de déterminer le terme anglais correspondant dont la définition (anglais/français) est donnée dans la [Sous-section 611](#).

A	
ACCESSOIRE	ACCESSORY
ADRESSE ÉLECTRONIQUE	EMAIL ADDRESS
ADRESSE GÉOGRAPHIQUE (PREMIÈRE LIGNE)	STREET ADDRESS LINE 1
ADRESSE GÉOGRAPHIQUE (DEUXIÈME LIGNE)	STREET ADDRESS LINE 2
ADRESSE WEB	WEB URL
AGENCE	AGENCY
AGENCE DE L'OTAN	NATO AGENCY
AJOUT DE GROUPES FABRICANT REFERENCE ET DE CODES ANNEXES	ADDITION OF REFERENCE AND RELATED CODES
ANNULATION/POSITION DE NOI	ITEM IDENTIFICATION STATUS/CANCELLATION DATA
APPROVISIONNEMENT, RAVITAILLEMENT	SUPPLY
ARTICLE DE PRODUCTION	ITEM OF PRODUCTION
ARTICLE DE RAVITAILLEMENT	ITEM OF SUPPLY
ARTICLE DE REMPLACEMENT	SUBSTITUTE ITEM
ARTICLE PRINCIPAL	MAJOR ITEM
ARTICLE REPRODUIT	REPRODUCED ITEM
ARTICLES INTERCHANGEABLES	INTERCHANGEABLE ITEMS
AUTORITE	AUTHORITY
B	
BUREAU NATIONAL DE CODIFICATION	NATIONAL CODIFICATION BUREAU
BASE DE DONNEES DES MUNITIONS OTAN	NATO AMMUNITION DATABASE
BOÎTE POSTALE	POST OFFICE BOX
C	
CARACTERE	CHARACTER
CARACTERISTIQUE DESCRIPTIVE CODEE	CODED CHARACTERISTICS DATA GROUP
CARACTERISTIQUES D'ARTICLE	ITEM CHARACTERISTICS DATA
CARACTERISTIQUES DE PERFORMANCE	PERFORMANCE CHARACTERISTICS
CARACTERISTIQUES DESCRIPTIVES CODEES	CODED CHARACTERISTICS DATA
CARACTERISTIQUES PHYSIQUES	PHYSICAL CHARACTERISTICS
CARACTERISTIQUES SPECIALES	SPECIAL FEATURES

C	
ENREGISTREMENT SUITE	CONTINUATION RECORD
CARTES MECANOGRAPHIQUES	EAM CARDS
CATALOGUE	CATALOGUE
CATALOGUE ILLUSTRÉ DE PIÈCES	ILLUSTRATED PARTS CATALOGUE
CATALOGUE PRINCIPAL DES RÉFÉRENCES DE LA LOGISTIQUE OTAN (NMCL)	NATO MASTER CATALOGUE OF REFERENCES FOR LOGISTICS (NMCL)
CLASSE	CLASS
CLASSE OTAN	NATO SUPPLY CLASS
CLASSIFICATION	CLASSIFICATION
CLASSIFICATION ANATOMIQUE, THÉRAPEUTIQUE, CHIMIQUE	ANATOMICAL, THERAPEUTIC, CHEMICAL CLASSIFICATION SYSTEM
CLAUSE DE CODIFICATION	CODIFICATION CONTRACT CLAUSE
CODAGE SECONDAIRE SPÉCIFIQUE	IDENTIFIED SECONDARY ADDRESS CODING
CODE ARTICLE PRÉFÉRÉNTIEL POUR LES RELATIONS D'I & R	I & S RELATIONSHIP PREFERRED ITEM DESIGNATOR CODE
CODE ASSOCIATION, NCAGE	ASSOCIATION CODE, NCAGE
CODE CATÉGORIE DE RÉFÉRENCE	REFERENCE NUMBER CATEGORY CODE
CODE DE CLASSIFICATION INTERNATIONALE TYPE, PAR INDUSTRIE, DE TOUTES LES BRANCHES D'ACTIVITÉ ÉCONOMIQUE (CITI)	INTERNATIONAL STANDARD INDUSTRIAL CLASSIFICATION OF ALL ECONOMIC ACTIVITIES (ISIC) CODE
CODE CONTINUATION DE LIGNE	LINE CONTINUATION CODE
CODE CRITÈRES D'ACQUISITION	ACQUISITION ADVICE CODE
CODE D'APPLICABILITÉ	APPLICABILITY KEY
CODE ARTICLE INTERNATIONAL	GLOBAL TRADE ITEM NUMBER CODE
CODE DE LA NOMENCLATURE STATISTIQUE DES ACTIVITÉS ÉCONOMIQUES DANS LA COMMUNAUTÉ EUROPÉENNE (NACE)	STATISTICAL CLASSIFICATION OF ECONOMIC ACTIVITIES IN THE EUROPEAN COMMUNITY (NACE) CODE
CODE DEMILITARISATION	DEMILITARIZATION CODE
CODE DENOMINATION	ITEM NAME CODE
CODE D'ENREGISTREMENT	RECORDING CODE
CODE DES NON FABRICANTS	NATO SUPPLY CODE FOR NON MANUFACTURER
CODE DESTINATAIRE	DESTINATION ACTIVITY CODE
CODE DISPONIBILITÉ DE DOCUMENT	DOCUMENT AVAILABILITY CODE
CODE DOMICILIATION ÉTATS-UNIS	US FOREIGN/DOMESTIC DESIGNATOR CODE
CODE DU SYSTÈME DE CLASSIFICATION DES INDUSTRIES DE L'AMÉRIQUE DU NORD (NAICS)	NORTH AMERICAN INDUSTRY CLASSIFICATION SYSTEM (NAICS) CODE

C	
CODE DU VOCABULAIRE COMMUN POUR LES MARCHÉS PUBLICS (CPV)	COMMON PROCUREMENT VOCABULARY (CPV) CODE
CODE FORMAT	FORMAT CODE
CODE INDICATEUR DE SUITE	CONTINUATION INDICATOR CODE
CODE JUSTIFICATION	JUSTIFICATION CODE
CODE JUSTIFICATION DE LA METHODE	REFERENCE OR PARTIAL DESCRIPTIVE METHOD REASON CODE
CODE JUSTIFICATION DE LA REFERENCE	REFERENCE NUMBER JUSTIFICATION CODE
CODE MODE D'ECRIURE DE LA REFERENCE	REFERENCE NUMBER FORMAT CODE
CODE NCAGE CONSERVÉ	REPLACEMENT NCAGE
CODE NORMALISATION	ITEM STANDARDIZATION CODE
CODE NORMALISATION DE L'ARTICLE APPARENTE	ITEM STANDARDIZATION CODE, REPLACED NSN
CODE OPERATION	DOCUMENT IDENTIFIER CODE
CODE ORGANISME	MAJOR ORGANIZATIONAL ENTITY CODE
CODE ORGANISME COMMERCIAL OU GOUVERNEMENTAL OTAN	NATO COMMERCIAL AND GOVERNMENT ENTITY CODE
<del>CODE ORIGINE</del>	<del>ORIGINATOR CODE</del>
CODE OTAN DE BNC	NATO CODE FOR NCB
CODE PAYS	COUNTRY CODE
CODE PHRASE	PHRASE CODE
CODE POSITION DE L'ORGANISME COMMERCIAL OU GOUVERNEMENTAL OTAN	NATO COMMERCIAL AND GOVERNMENT ENTITY STATUS DESIGNATOR CODE
CODE POSITION DE NUMERO OTAN D'IDENTIFICATION	NATO ITEM IDENTIFICATION NUMBER STATUS CODE
CODE POSTAL DE L'ADRESSE GÉOGRAPHIQUE	GEOGRAPHICAL ADDRESS POSTAL ZONE
CODE POSTAL DE L'ADRESSE POSTALE	POSTAL ADDRESS POSTAL CODE
CODE PRIORITE	PRIORITY INDICATOR CODE
CODE PROJET DE CODIFICATION OTAN	NATO CODIFICATION PROJECT CODE
CODE QUESTION	MASTER REQUIREMENT CODE
CODE RECUPERABILITE OTAN	NATO RECOVERABILITY CODE
CODE RELATION D'I & R	I & S RELATIONSHIP CODE
CODE REPONSE	REPLY CODE
CODE RESPONSABILITE DU CODE DISPONIBILITE DE DOCUMENT	REFERENCE NUMBER ACTION ACTIVITY CODE
CODE RETOUR	RETURN CODE

C	
CODE SECONDAIRE	SECONDARY ADDRESS CODE
CODE SECURITE ET PROTECTION	PHYSICAL SECURITY/PILFERAGE
CODE SEGMENT	SEGMENT CODE
CODE SERVICE/ORGANISME A L'ORIGINE D'I & R	ORIGINATING I & S SERVICE/ AGENCY DESIGNATOR CODE
<del>CODE SOUMETTANT</del>	<del>SUBMITTER CODE</del>
CODE STATISTIQUE DE RECHERCHE	STATISTICAL INDICATOR CODE
CODE TABLE DE REPONSE OUTIL	REPLY TABLE CODE, GENERAL
CODE TABLE DE REPONSE, GUIDES DE DECODAGE DES GIA	REPLY TABLE CODE, IIG DECODE GUIDES
CODE TYPE DE REPONSE	MODE CODE
CODE TYPE D'IDENTIFICATION	TYPE OF ITEM IDENTIFICATION CODE
CODE TYPE D'ORGANISME	TYPE OF ORGANIZATIONAL ENTITY CODE
CODE VALEUR DE LA REFERENCE	REFERENCE NUMBER VARIATION CODE
CODE VALEUR DE LA REFERENCE POUR L'APPROVISIONNEMENT	REFERENCE NUMBER STATUS CODE
CODIFICATION	CODIFICATION
CODIFICATION DIRECTE	DIRECT CODIFICATION
CODIFICATION INDIRECTE	INDIRECT CODIFICATION
CODIFICATION OTAN	NATO CODIFICATION
COLLABORATION INTERNATIONALE	INTERNATIONAL COLLABORATION
COLONNE	RECORD POSITION
COMITE ALLIE 135	ALLIED COMMITTEE 135
COMITE DIRECTEUR (AC/135)	STEERING COMMITTEE (AC/135)
COMMISSION A (AC/135)	PANEL A (AC/135)
COMPATIBILITE DES DONNEES DE FICHIER	COMPATIBILITY OF FILES DATA
COMPOSANT	COMPONENT
COMPOSANT PRINCIPAL	MAJOR COMPONENT
COMPTAGE DES TABLES	TABLE COUNT
CONCEPT	CONCEPT
CONCEPT D'ARTICLE DE RAVITAILLEMENT	ITEM OF SUPPLY CONCEPT
CONFORMITE DES FICHIERS	CONFORMITY OF FILES DATA
CONTRACTANT	CONTRACTOR
CONTRE LE VOL	CODE



C	
CONTROLE/VALIDATION	EDIT/VALIDATION
CORRESPONDANCE	MATCH
CORRESPONDANCE EXACTE	EXACT MATCH
CORRESPONDANCE PARTIELLE	PARTIAL MATCH
CORRESPONDANCE POSSIBLE	POSSIBLE MATCH
CRIBLAGE PRELIMINAIRE	PRELIMINARY SCREENING
CRIBLAGE SUR CARACTERISTIQUES	CHARACTERISTICS SEARCH PROCESS
CRIBLER (CRIBLAGE)	SCREEN (SCREENING)

D	
DATE DE DECISION DE NORMALISATION	DATE STANDARDIZATION DECISION
DATE D'ENREGISTREMENT DE L'ORGANISME	DATE NCAGE ESTABLISHED
DATE DE LA DERNIÈRE MODIFICATION DU FICHER NCAGE	DATE OF LAST CHANGE, NCAGE RECORD
<del>DATE DU DOCUMENT</del>	<del>TRANSACTION DATE</del>
DEFINITION DE LA QUESTION GIA	REQUIREMENT STATEMENT DEFINITION
DELAI	TIME FRAME
DELIMITATION DES CONCEPTS D'ARTICLES	DELIMITATION OF ITEM CONCEPTS
DEMANDE CODEE DE DONNEES	OUTPUT DATA REQUEST CODE
DEMANDE DE COORDINATION	CO-ORDINATION REQUEST
DEMANDE DE CRIBLAGE	SCREENING REQUEST
DEMANDE DE MODIFICATION DU SYSTEME DE CODIFICATION OTAN	NATO CODIFICATION SYSTEM CHANGE REQUEST
DEMANDE DE SERVICES DE CODIFICATION	CODIFICATION SERVICES REQUEST
DENOMINATION	ITEM NAME
DENOMINATION APPROUVEE	APPROVED ITEM NAME
DENOMINATION APPROUVEE COMPLETE	FULL APPROVED ITEM NAME
DENOMINATION DE BASE	BASIC NAME
DENOMINATION DE BASE DELIMITEE	DELIMITED BASIC NAME
DENOMINATION NON APPROUVEE	NON APPROVED ITEM NAME
DENOMINATION NORMALISEE D'UN ARTICLE	STANDARD ITEM NAME
DENOMINATION USUELLE	COLLOQUIAL NAME
DENSITE	DENSITY

D	
DESCRIPTION COMPLETE	FULL DESCRIPTIVE ITEM IDENTIFICATION
DESSIN DE REFERENCE	REFERENCE DRAWING
DONNEES	DATA
DONNEES CONCERNANT LE FABRICANT	MANUFACTURER'S DATA
DONNEES DE CODIFICATION	CODIFICATION DATA
DONNEES DE DECISION DE NORMALISATION	STANDARDIZATION DECISION DATA
DONNEES DE FABRICANT OTAN	NATO COMMERCIAL AND GOVERNMENT ENTITY DATA
DONNEES DE GESTION	- MATERIEL MANAGEMENT DATA - SUPPLY MANAGEMENT DATA
DONNEES DE RELATION I & R	I & S RELATIONSHIP DATA
DONNEES DESCRIPTIVES DÉCODÉES	DECODED CHARACTERISTICS DATA
DONNEES D'IDENTIFICATION	IDENTIFICATION DATA
DONNEES FUTURES	FUTURE DATA
DONNEES SUPPLEMENTAIRES	SUPPLEMENTARY DATA
DONNEES VISES PAR DES DROITS LIMITES	LIMITED RIGHTS DATA
DOUBLE POSSIBLE	POSSIBLE DUPLICATE
DOUBLON HÉRITÉ DU PASSÉ	LEGACY DUPLICATE
DROITS LIMITES	LIMITED RIGHTS

E	
ECHANGE INITIAL DE RENSEIGNEMENTS	INITIAL EXCHANGE OF INFORMATION
ECHANGE INTERNATIONAL DE DONNEES	INTERNATIONAL DATA EXCHANGE
ECRITURE DES NUMEROS DE REFERENCE DES FABRICANTS	MANUFACTURER'S REFERENCE NUMBERING STRUCTURE
ELEMENT DE DONNEE	DATA ELEMENT
ENSEMBLE	ASSEMBLY
ENSEMBLE COMPLET	MAJOR ASSEMBLY
ENSEMBLE D'UNE SOUMISSION	PACKAGE
ENSEMBLE IMMEDIATEMENT SUPERIEUR	NEXT HIGHER ASSEMBLY
ENSEMBLE PRINCIPAL	MAJOR COMBINATION
EN-TETE INTERMEDIAIRE SORTIE FICHIER	OUTPUT FILE DATA SUB-HEADER
ENVOI	SHIPMENT
EQUIVALENT	EQUIVALENT

F	
FABRICANT	MANUFACTURER
FACTEUR DE GROUPE	BLOCKING FACTOR
FICHE DESCRIPTIVE	ITEM IDENTIFICATION CARD
FICHER D'ATTENTE	SUSPENSE FILE
FICHER DE REMPLACEMENT	FILE REPLACEMENT DATA
FICHER FEDERAL GENERAL DES DESCRIPTIONS (USA)	FEDERAL ITEM LOGISTICS DATA RECORD FILE (USA)
FICHER GENERAL DES DESCRIPTIONS	DESCRIPTIVE DATA FILE
FICHER GENERAL DES IDENTIFICATIONS	TOTAL ITEM RECORD
FICHER PILOTE	SYSTEM SUPPORT RECORD
FICHERS DES DONNEES	DATA FILES
FIN DE DONNEES	DATA ELEMENT TERMINATOR CODE
FIN DE SEGMENT V	SEGMENT V TERMINATOR CODE
FORMAT ENREGISTREMENT	RECORD FORMAT
FORMAT ENREGISTREMENT CODE	CODED RECORD FORMAT
FOURNISSEUR DE L'EQUIPEMENT PRINCIPAL	MAIN EQUIPMENT SUPPLIER

G	
GENERAL DE DECODAGE	DECODING TOOL
GIA NATIONAL	NATIONAL IIG
GROUPE	GROUP
GROUPE OTAN	NATO SUPPLY GROUP
GROUPE DE DESSINS DE REFERENCE	REFERENCE DRAWING GROUP
GROUPE DE DONNÉES NCAGE	NCAGE DATA GROUP
GROUPE DE TRAVAIL (AC/135)	- TASK GROUP (AC/135) - WORKING GROUP (AC/135)
GROUPE DES DIRECTEURS NATIONAUX POUR LA CODIFICATION	GROUP OF NATIONAL DIRECTORS ON CODIFICATION
GROUPE FABRICANT REFERENCE	REFERENCE
GROUPE FABRICANT REFERENCE	CODES
GROUPE PRINCIPAL (AC/135)	MAIN GROUP (AC/135)
GUIDE D'IDENTIFICATION D'ARTICLES	ITEM IDENTIFICATION GUIDE

## G

GUIDE FEDERAL D'IDENTIFICATION D'ARTICLES (USA)	FEDERAL ITEM IDENTIFICATION GUIDE (USA)
GUIDE POUR LES FABRICANTS	GUIDE FOR THE INDUSTRY

## I

IDENTIFICATEUR DU DESSIN PHYSIQUE	PHYSICAL DRAWING IDENTIFIER
IDENTIFICATION	ITEM IDENTIFICATION
IDENTIFICATION ACTIVE	ACTIVE ITEM IDENTIFICATION
IDENTIFICATION FAISANT DOUBLE	DUPLICATION OF ITEM IDENTIFICATIONS
IDENTIFICATION INACTIVE	INACTIVE ITEM IDENTIFICATION
IDENTIFICATION PAR DESCRIPTION	DESCRIPTIVE METHOD OF ITEM IDENTIFICATION
IDENTIFICATION PAR REFERENCE	REFERENCE METHOD OF ITEM IDENTIFICATION
IDENTIQUE	IDENTICAL
ILLUSTRATION	ILLUSTRATION
INDICE DE CLASSIFICATION	CONDITION CODE
INSCRIPTION UTILISATEUR	USER REGISTRATION
INTERCHANGEABILITE	INTERCHANGEABILITY
INTER-OPERABILITE	INTEROPERABILITY
INTERROGATION	INTERROGATION REQUEST

## L

LE CONTRÔLE DU CONCEPTEUR	DESIGN CONTROL AUTHORITY
LEXIQUE DES DENOMINATIONS	ITEM NAME DIRECTORY
Liste de composition de matériel	RECOMMENDED SPARE PARTS LIST
Liste de correspondance	CROSS REFERENCE LIST
Liste des numéros de nomenclature OTAN faisant double emploi	LIST OF DUPLICATE NATO STOCK NUMBERS
Liste générale des descriptions	ITEM IDENTIFICATION DATA RECORD FILE
Liste technique des descriptions	IDENTIFICATION LIST
Longueur de la réponse codée	LENGTH OF CODED REPLY
Longueur du segment	SEGMENT LENGTH

M	
MATERIEL COMPLET	END ITEM OF EQUIPMENT
MATERIEL PRINCIPAL	MAJOR EQUIPMENT
METHODE D'IDENTIFICATION	METHOD OF ITEM IDENTIFICATION
MINI GIA	MINI IIG
MISE A JOUR	FILE MAINTENANCE
MODE D'ECRITURE DES NUMEROS DE REFERENCE	FORMATTING OF REFERENCE NUMBERS
MODE D'ENREGISTREMENT	RECORDING METHOD
MODIFICATEUR	MODIFIER
MODIFICATEUR D'UNE DENOMINATION DE BASE	BASIC NAME MODIFIER
MODIFICATION	MODIFICATION
MODIFICATION DE CODES ANNEXES DE	CHANGE OF REFERENCE RELATED
MODIFICATION DE DONNEES AVEC INDICATION DE VALEUR	DATA ELEMENT ORIENTED WITH VALUE

N	
NNO CONSERVE, ANNULATION	REPLACEMENT NSN, CANCELLATION
NOM DE PIECE OU NOM D'ARTICLE	PART NAME
NOM DU NCAGE	NCAGE NAME
NOMENCLATURE	NOMENCLATURE
NORME OU SPECIFICATION OFFICIELLE	GOVERNMENT SPECIFICATION OR STANDARD
NOTIFICATION DE RECTIFICATION	NOTIFICATION OF CHANGED DATA
NUMÉRO D'ARTICLE DE FABRICANT	MANUFACTURER'S PART NUMBER
NUMÉRO DE DOCUMENT TECHNIQUE	TECHNICAL DOCUMENT NUMBER
NUMÉRO DE DONNEE	DATA RECORD NUMBER
NUMÉRO DE GESTION DE LA NSPA	NSPA MANAGEMENT CONTROL NUMBER
NUMÉRO DE GUIDE D'IDENTIFICATION D'ARTICLES	ITEM IDENTIFICATION GUIDE NUMBER
NUMÉRO DE MODELE, GIA	STYLE NUMBER, ITEM IDENTIFICATION GUIDE
NUMÉRO DE NOMENCLATURE OTAN	NATO STOCK NUMBER
NUMÉRO DE NOMENCLATURE OTAN ATTRIBUE	ASSIGNED NATO STOCK NUMBER
NUMÉRO DE NOMENCLATURE OTAN ATTRIBUE - ARTICLE PRINCIPAL	ASSIGNED NATO STOCK NUMBER - END ITEM
NUMÉRO DE NOMENCLATURE OTAN ATTRIBUE - ENSEMBLE CONNEXE	ASSIGNED NATO STOCK NUMBER - RELATED ASSEMBLY

N	
NUMÉRO DE NOMENCLATURE OTAN ATTRIBUE - JLO	ASSIGNED NATO STOCK NUMBER - RELATED SKO
NUMÉRO DE NOMENCLATURE PREVISIONNEL	PERMANENT SYSTEM CONTROL NUMBER
NUMÉRO DE NOMENCLATURE PREVISIONNEL ATTRIBUE	ASSIGNED PERMANENT SYSTEM CONTROL NUMBER
NUMÉRO DE PIECE	PART NUMBER
NUMÉRO DE PLAN	DRAWING NUMBER
NUMÉRO DE RÉFÉRENCE	REFERENCE NUMBER
NUMÉRO DE RÉFÉRENCE ADDITIONNEL	ADDITIONAL REFERENCE NUMBER
NUMÉRO DE RÉFÉRENCE PRINCIPAL	PRIMARY REFERENCE NUMBER
NUMÉRO DE RÈGLE DE DIFFUSION	MAJOR ORGANIZATIONAL ENTITY RULE NUMBER
NUMÉRO DE SÉQUENCE	PACKAGE SEQUENCE NUMBER
NUMÉRO DE SÉQUENCE SOUMIS	SUBMITTED PACKAGE SEQUENCE NUMBER
NUMÉRO DE SÉRIE DE LA STATION – XML	STATION SERIAL NUMBER – XML
NUMÉRO DE SERIE DU NUMERO DE DOCUMENT	DOCUMENT CONTROL SERIAL NUMBER
NUMÉRO DE TÉLÉCOPIEUR	FAX NUMBER
NUMÉRO DE TÉLÉPHONE	TELEPHONE NUMBER
NUMÉRO D'IDENTIFICATION NATIONAL	NATIONAL IDENTIFICATION NUMBER
NUMÉRO DU DOCUMENT	DOCUMENT CONTROL NUMBER
NUMÉRO DU SYSTÈME DE NUMÉROTATION UNIVERSEL DES DONNÉES (DUNS)	DATA UNIVERSAL NUMBERING SYSTEM (DUNS) NUMBER
NUMÉRO NATIONAL D'IDENTIFICATION	NATIONAL ITEM IDENTIFICATION NUMBER
NUMÉRO OTAN DE MISE À JOUR	NATO FILE MAINTENANCE SEQUENCE NUMBER
NUMÉRO OTAN D'IDENTIFICATION	NATO ITEM IDENTIFICATION NUMBER
NUMÉROS DE NOMENCLATURE OTAN FAISANT DOUBLE	DUPLICATE NATO STOCK NUMBERS

O	
OPERATION DE SORTIE	OUTPUT TRANSACTION
OPERATION D'ENTRÉE	INPUT TRANSACTION
OPERATION INTERNATIONALE	INTERNATIONAL TRANSACTION
ORGANISME	MAJOR ORGANIZATIONAL ENTITY
ORGANISME CENTRALISATEUR	CENTRALIZED ORGANIZATION
OUTIL DE MAINTENANCE EN LIGNE	ONLINE MAINTENANCE TOOL

O	
OUTIL GENERAL DE DECODAGE	GENERAL DECODING TOOL
OUTILS, CODIFICATION	TOOLS, CODIFICATION

P	
PARITE	PARITY
PAYS ACQUEREUR	PROCURING COUNTRY
PAYS INITIATEUR	INITIATING COUNTRY
PAYS PILOTE	PILOT COUNTRY
PAYS PRODUCTEUR	PRODUCING COUNTRY
PIECE	PART
PIECE DE RECHANGE	SPARE PART
PIECE DETACHEES	REPAIR PARTS
PISTE	TRACK
POSITION/ANNULATION DE NOI	ITEM IDENTIFICATION STATUS/ CANCELLATION DATA
PREFIXE DE DONNEES NCAGE	NCAGE DATA PREFIX CODE
PROCEDURE D'URGENCE	EMERGENCY CODIFICATION PROCEDURE
PROCEDURE NORMALE	NORMAL CODIFICATION PROCEDURE
PROJET COMMUN	COMMON PROJECT
PROJET D'IDENTIFICATION	DRAFT ITEM IDENTIFICATION
PROJET OTAN	NATO PROJECT
PUBLICATION DE SOUTIEN EN CODIFICATION	CODIFICATION SUPPORT PUBLICATION
PUBLICATION INTERALLIEE DE CODIFICATION NO. 1	ALLIED CODIFICATION PUBLICATION NO. 1
PUBLICATION INTERALLIEE DE CODIFICATION NO. 2	ALLIED CODIFICATION PUBLICATION NO. 2
PUBLICATION INTERALLIEE DE CODIFICATION NO. 3	ALLIED CODIFICATION PUBLICATION NO. 3

Q	
QUANTITE PAR UNITE D'EMBALLAGE	QUANTITY PER UNIT PACK CODE
QUESTION	REQUIREMENT
QUESTION STANDARD	STANDARD REQUIREMENT
QUESTION SUR LES CARACTERISTIQUES	ITEM CHARACTERISTICS DATA REQUIREMENT

R	
RECHERCHE SUR REFERENCE	SEARCH BY REFERENCE
REFERENCE DE CONTRÔLE D'ORIGINE	SOURCE CONTROL REFERENCE
REFERENCE DE CONTRÔLE DU CONCEPTEUR	DESIGN CONTROL REFERENCE
REFERENCE DE PLAN	DRAWING NUMBER REFERENCE
REFERENCE ET DES CODES ANNEXES	RELATED CODES
REFERENCE INFORMATIVE	INFORMATIVE REFERENCE
REFERENCE SECONDAIRE	SECONDARY REFERENCE
REGLE DE DIFFUSION	MOE RULE DATA
REJET AVEC CODE RETOUR ET INDICATION DE VALEUR	DATA ELEMENT ORIENTED WITH VALUE AND RETURN CODE
REJET AVEC CODE RETOUR ET SANS INDICATION DE VALEUR	DATA ELEMENT ORIENTED WITH RETURN CODE AND WITHOUT VALUE
REPLISSAGE	FILLER
REPERTOIRE DES QUESTIONS PRINCIPALES	MASTER REQUIREMENTS DIRECTORY
REPONSE	REPLY DATA
REPONSE CODEE	CODED REPLY
REPONSE DECODEE	DECODED REPLY STATEMENT
REPONSE EN CLAIR	CLEAR TEXT CHARACTERISTICS REPLY
REPORTABLE ITEM CODE	REPORTABLE ITEM CODE
RETABLISSEMENT D'UN NNO	REINSTATEMENT NSN
RETRAIT DE GROUPE(S) FABRICANT	DELETION OF REFERENCE(S) AND
RETRAIT DU NUMERO DE REGLE DE DIFFUSION	DELETION MOE RULE NUMBER
RETRAIT UTILISATEUR	WITHDRAWAL OF USER REGISTRATION

S	
SCHEDULE B	SCHEDULE B
SEGMENT	DATA SEGMENT
SEGMENTS EN-TETE ENTREE ET SORTIE	INPUT AND OUTPUT HEADER SEGMENTS
SERVICE, ORGANISME	ACTIVITY
SERVICES DE CODIFICATION	CODIFICATION SERVICES
SOUS-ENSEMBLE	SUB-ASSEMBLY
SOUS-GROUPE (AC/135)	SUB-GROUP (AC/135)
SPECIFICATION	SPECIFICATION



S	
STANDARDISATION	ITEM STANDARDIZATION
STANDARDISATION/NORMALISATION	STANDARDIZATION
STRUCTURE DES QUESTIONS	REQUIREMENT STRUCTURE
SYSTEME «BOITE AUX LETTRES» DE L'OTAN	NATO MAILBOX SYSTEM
SYSTEME DE CLASSIFICATION OTAN DES APPROVISIONNEMENTS	NATO SUPPLY CLASSIFICATION SYSTEM
SYSTEME DE GESTION DES DONNEES	DATA MANAGEMENT SYSTEM
SYSTEME D'INFORMATION DE GESTION	MANAGEMENT INFORMATION SYSTEM
SYSTEME GENERAL DE DECODAGE	GENERAL DECODING SYSTEM
SYSTÈME HARMONISÉ	HARMONIZED SYSTEM
SYSTEME INTEGRE DES DONNEES	FEDERAL LOGISTICS INFORMATION SYSTEM
SYSTEME OTAN DE CODIFICATION	NATO CODIFICATION SYSTEM
SYSTEME OTAN D'ECHANGES AUTOMATISES	NATO AUTOMATED BUSINESS SYSTEM
SYSTEME STANDARD MILITAIRE DE CODAGE DES CARACTERISTIQUES D'ARTICLES	MILITARY STANDARD ITEM CHARACTERISTICS CODING STRUCTURE

T	
TABLE DE CONTRÔLE	EDIT GUIDE
TABLE DES SEGMENTS DISPONIBLES ET REQUIS	SEGMENT AVAILABILITY/ REQUIREMENT TABLE
TABLE D'EXCLUSION	DROP TABLE
TABLEAU DE DOTATION	ALLOWANCE LIST
TENUE A JOUR (CODIFICATION)	MAINTENANCE (CODIFICATION)
TYPE DE CRIBLAGE	TYPE OF SCREENING CODE

U	
UNITE DE DISTRIBUTION	UNIT OF ISSUE
UNITED NATIONS STANDARD PRODUCTS AND SERVICES CODE (UNSPSC)	UNITED NATIONS STANDARD PRODUCTS AND SERVICES CODE(UNSPSC)

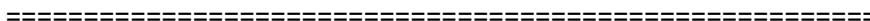
V	
VALEUR NOMINALE	NOMINAL VALUE
VILLE DE L'ADRESSE GÉOGRAPHIQUE	GEOGRAPHICAL ADDRESS CITY
VILLE DE L'ADRESSE POSTALE	POSTAL ADDRESS CITY

<b>V</b>	
VOCABULAIRE COMMUN POUR LES MARCHÉS PUBLICS (CPV)	COMMON PROCUREMENT VOCABULARY(CPV)

<b>X</b>	
	XML MESSAGE
	XML SCHEMA
	XML TRANSMISSION

**SECTION 620**  
**Abbreviations of Codification Terms**

**Sub-Section 621**



**SECTION 620**  
**Abréviations des Termes de Codification**

**Sous-section 621**

## Section 620 - Abbreviations of Codification Terms

### Sub-Section 621 - Introduction

621.1 This section contains abbreviations and full terms in English and French.

#### 621.2 Composition

621.2.1 [Sub-Section 622](#) : Alphabetic list of English abbreviations and terms cross-referenced to related French abbreviations and terms with indications to Sections and/or Sub-Sections where explanations or definitions can be found.

621.2.2 [Sub-Section 623](#) : Alphabetic list of French abbreviations and terms cross-referenced to related English abbreviations and terms with indications to Sections and/or Sub-Sections where explanations or definitions can be found.

#### 621.3 Rules for the composition of abbreviations

621.3.1 In the past abbreviations have been assigned arbitrarily.

In order to harmonize procedures, the abbreviations given in this Sub-Section have been composed on the basis of the rules listed below.

Where those used in this manual which are not in conformity with these rules they will be replaced when updating of the related pages occurs.

621.3.2 Codification terms consisting of a single word shall be abbreviated by taking a combination of letters from this word, e.g. :

ENGLISH/FRENCH TERM	ENGLISH/FRENCH ABBR.
ACTION/ACTION	ACT/ACT
MANUFACTURER/FABRICANT	MFR/FAB
PARAGRAPH/PARAGRAPHE	PARA/PARA
PERCENT/POURCENT	PCT/PCT
REFERENCE/REFERENCE	REF/REF
SPECIFICATION/SPECIFICATION	SPEC/SPEC
STANDARD/NORME	STD/NORME <sup>(*)</sup>
STANDARDIZATION/NORMALISATION	STD/NORM

<sup>(\*)</sup> It is obvious that in case of short, single-word terms such as: "CODE, FILE, DATA, DATE", etc. abbreviations are not necessarily needed.

621.3.3 Codification terms/Data Elements consisting of several words shall be abbreviated by either:

- a. the first letter of each word, or
- b. combination of letters from the words, separated by spaces.

In this case, the rule mentioned in paragraph 721.3.2 may be applied to the terms of Data Elements.

examples applying to "a"

ENGLISH/FRENCH TERM	ENGLISH/FRENCH ABBR
IDENTIFICATION LIST/LISTE TECHNIQUE DES DESCRIPTIONS	IL/LTD
MANAGEMENT DATA/DONNEES DE GESTION	MD/DG
OUTPUT HEADER/EN-TETE SORTIE	OH/TS
REFERENCE NUMBER CATEGORY CODE/ CODE CATEGORIE DE REFERENCE	RNCC/CCR
REFERENCE NUMBER FORMAT CODE/CODE MODE D'ECRITURE DE LA REFERENCE	RNFC/CMER

examples applying to "b"

ENGLISH/FRENCH TERM	ENGLISH/FRENCH ABBR
APPLICABILITY KEY/CODE D'APPLICABILITE	APPL KEY/CODE APPL
REPARABILITY CODE/CODE REPARABILITE	REP CODE/CODE REP
RETURN CODE/CODE RETOUR	RET CODE/CODE RET
ITEM STANDARDIZATION CODE, REPLACED NSN/CODE NORMALISATION DE L'ARTICLE APPARENTE	ISC RPLD NSN/CN APP

**NOTE :** Established abbreviations representing existing terms, which appear in the concept wording of other Codification terms/Data Elements, shall at all times be maintained as such, whereas the remaining words shall be abbreviated in conformity with the rules above.

**Exemple 1:**

ANGLAIS

AUTOMATIC DATA PROCESSING EQUIPMENT IDENTIFICATION CODE

Abréviation existante : ADP

Règle 721.3.3 est applicable : EIC

L'abréviation doit être : ADP EIC

FRANCAIS

CODE IDENTIFICATION DE MATÉRIEL DE TRAITEMENT AUTOMATIQUE DE  
DONNÉES

Abréviation existante : TAD

Règle 721.3.3 est applicable : CIM

L'abréviation doit être : CIM TAD

**Exemple 2:**

ANGLAIS

ASSIGNED NATO STOCK NUMBER

Abréviation existante : NSN

Règle 721.3.2 est applicable : ASS

L'abréviation doit être : ASS NSN

FRANCAIS

NUMERO DE NOMENCLATURE OTAN ATTRIBUÉ

Abréviation existante : NNO

Règle 721.3.2 est applicable : ATTR

L'abréviation doit être : NNO ATTR

**Sub-Section 622 - English abbreviations with full text English/French****Sous-section 622 - Abréviations anglaises et texte intégral anglais/français**

ABBREV	TERM	ABRÉV	TERME	SECTION/ SUB- SECTION
AAC	ACQUISITION ADVICE CODE	CCA	CODE CRITERES D'ACQUISITION	Chapter IV, Annex F
AC	ALLIED COMMITTEE	-	COMITE ALLIE	511
AC NCAGE	ASSOCIATION CODE, NCAGE	CA NCAGE	CODE ASSOCIATION, NCAGE	Chapter IV, Annex F
ACODP-1	ALLIED CODIFICATION PUBLICATION NO. 1 = NATO MANUAL ON CODIFICATION	ACODP-1	PUBLICATION INTERALLIEE DE CODIFICATION NO. 1 = MANUEL OTAN DE CODIFICATION	511
ACODP-2	ALLIED CODIFICATION PUBLICATION NO. 2 = NATO MULTILINGUAL SUPPLY CLASSIFICATION HANDBOOK	ACODP-2	PUBLICATION INTERALLIEE DE CODIFICATION NO. 2 = MANUEL OTAN MULTILINGUE DU SYSTEME DE CLASSIFICATION	511
ACODP-3	ALLIED CODIFICATION PUBLICATION NO. 3 = NATO MULTILINGUAL ITEM NAME DIRECTORY	ACODP-3	PUBLICATION INTERALLIEE DE CODIFICATION NO. 3 = MANUEL OTAN MULTILINGUE DES DENOMINATIONS	511
ACT	ACTION	ACT	ACTION	
ADP	AUTOMATIC DATA PROCESSING	TAD	TRAITEMENT AUTOMATIQUE DES DONNEES	
ADP EIC	AUTOMATIC DATA PROCESSING EQUIPMENT IDENTIFICATION CODE	CIM TAD	CODE IDENTIFICATION DE MATERIEL DE TRAITEMENT AUTOMATIQUE DES DONNEES	Chapter IV, Annex F
AIN	APPROVED ITEM NAME	DENOM LIM	DENOMINATION APPROUVEE LIMITEE	Chapter IV, Annex F
APPL KEY	APPLICABILITY KEY	CA	CODE D'APPLICABILITE	511
APSN	ASSOCIATION PACKAGE SEQUENCE NUMBER	NSA	NUMERO DE SEQUENCE, ASSOCIATION	Chapter IV, Annex F
ATC	ANATOMICAL, THERAPEUTIC, CHEMICAL CLASSIFICATION SYSTEM	ATC	CLASSIFICATION ANATOMIQUE, THERAPEUTIQUE, CHIMIQUE	Chapter IV, Annex F
ATT	AUTOMATED TESTING TOOL	OTA	OUTIL DE TEST AUTOMATISÉ	Chapter IV, Annex H
AUTODIN	AUTOMATED DIGITAL NETWORK	AUTODIN	RESEAU NUMERIQUE AUTOMATISE	
BCD	BINARY CODED DECIMAL	DCB	DECIMAL CODE BINAIRE	
BIT	BINARY DIGIT	BIT	ELEMENT BINAIRE	
BPI	BYTES PER INCH	BPI	NOMBRE DE RANGEES D'INFORMATION PAR POUCE	

ABBREV	TERM	ABRÉV	TERME	SECTION/ SUB-SECTION
CC	RECORD POSITION	COL	COLONNE	
CCC	CONTROL CHARACTER CODE	FIN Q	FIN DE QUESTION	Chapter IV, Annex F
CIC	CONTINUATION INDICATOR CODE	CIS	CODE INDICATEUR DE SUITE	Chapter IV, Annex F
CODSP	CODIFICATION SUPPORT PUBLICATION	CODSP	PUBLICATION DE SOUTIEN EN CODIFICATION	511
CPV CODE	COMMON PROCUREMENT VOCABULARY CODE	CODE CPV	CODE DU VOCABULAIRE COMMUN POUR LES MARCHÉS PUBLICS	Chapter IV, Annex F
COTS	COMMERCIAL OFF-THE-SHELF	COTS	COMMERCIAL SUR ETAGERE	
CRL	CROSS REFERENCE LIST	CRL	LISTE DE CORRESPONDANCE	
DAC	DOCUMENT AVAILABILITY CODE	CDD	CODE DISPONIBILITE DE DOCUMENT	Chapter IV, Annex F
DATE ASSGMT	DATE ASSIGNMENT	-	DATE D'ATTRIBUTION	
DATE STDS DEC	DATE STANDARDIZATION DECISION	DATE DEC NORM	DATE DE DECISION DE NORMALISATION	Chapter IV, Annex F
DCN	DOCUMENT CONTROL NUMBER	ND	NUMERO DE DOCUMENT	Chapter IV, Annex F
DCSN	DOCUMENT CONTROL SERIAL NUMBER	NSND	NUMÉRO DE SÉRIE DU NUMÉRO DE DOCUMENT	Chapter IV, Annex F
DEMIL	DEMILITARIZATION CODE	CODE DEMIL	CODE DÉMILITARISATION	Chapter IV, Annex F
DEST ACT CODE	DESTINATION ACTIVITY CODE	DEST CODE	CODE DESTINATAIRE	Chapter IV, Annex F
DETC	DATA ELEMENT TERMINATOR CODE	FIN DON	FIN DE DONNÉES	Chapter IV, Annex F
DIC	DOCUMENT IDENTIFIER CODE	CO	CODE OPÉRATION	Chapter IV, Annex F
DLA	DEFENSE LOGISTICS AGENCY (USA)	DLA	DEFENSE LOGISTICS AGENCY (USA)	
DOD	DEPARTMENT OF DEFENCE DOD OR DEPARTMENT OF DEFENSE (USA)	DOD	DEPARTMENT OF DEFENSE (USA)	
DRN	DATA RECORD NUMBER	NDD	NUMÉRO DE DONNÉE	Chapter IV, Annex F
DUNS NUMBER	DATA UNIVERSAL NUMBERING SYSTEM (DUNS) NUMBER	NUMÉRO DUNS	NUMÉRO DU SYSTÈME DE NUMÉROTATION UNIVERSEL DES DONNÉES (DUNS)	Chapter IV, Annex F
EAM	ELECTRONIC ACCOUNTING MACHINE	-	MACHINE MECANOGRAPHIQUE	



ABBREV	TERM	ABRÉV	TERME	SECTION/ SUB- SECTION
EBCDIC	EXTENDED BINARY CODED DECIMAL INTERCHANGE CODE	EBCDIC	CODE DECIMAL DE CORRESPONDANCE TRANSCRIT EN CODE BINAIRE	
EDP	ELECTRONIC DATA PROCESSING	TED	TRAITEMENT ELECTRONIQUE DES DONNEES	
ELRN IND CODE	EXTRA LONG REFERENCE NUMBER INDICATOR CODE	CTLR	CODE TRES LONGUE REFERENCE	Chapter IV, Annex F
FCS	FEDERAL CATALOG SYSTEM (USA)	-	SYSTEME FEDERAL DE CATALOGAGE (USA)	
FIIG	FEDERAL ITEM IDENTIFICATION GUIDE (USA)	FIIG	GUIDE FEDERAL D'IDENTIFICATION D'ARTICLES (USA)	611
FILDR	FEDERAL ITEM LOGISTICS DATA RECORD FILE (USA)	FILDR	FICHER FEDERAL GENERAL DES DESCRIPTIONS (USA)	257
FLIS	FEDERAL LOGISTICS INFORMATION SYSTEM (USA)	SID	SYSTEME INTEGRE DES DONNEES (USA)	611
FMOP	FILE MAINTENANCE OUTPUT PACKAGE		PROGICIEL DE MISE A JOUR DU FICHER	
FSC	FEDERAL SUPPLY CLASS (USA)	-	CLASSE FEDERALE D'APPROVISIONNEMENT (USA)	
FULL AIN	FULL APPROVED ITEM NAME	-	DENOMINATION APPROUVEE COMPLETE	Chapter IV, Annex F
GDS	GENERAL DECODING SYSTEM	SGD	SYSTEME GENERAL DE DECODAGE	281
GLN CODE	GLOBAL LOCATION NUMBER CODE	CODE GLN	CODE LIEU-FONCTION	Chapter IV, Annex F
GTIN CODE	GLOBAL TRADE ITEM NUMBER CODE	CODE GTIN	CODE ARTICLE INTERNATIONAL	Chapter IV, Annex F
HS	HARMONIZED SYSTEM	SH	SYSTÈME HARMONISÉ	Chapter IV, Annex F
I & S	INTERCHANGEABILITY & SUBSTITUTABILITY	I & R	INTERCHANGEABILITE & REPLACEMENT	
I & S REL CODE	I & S RELATIONSHIP CODE	CODE REL I & R	CODE RELATION D'I & R	Chapter IV, Annex F
IH	INPUT HEADER	TE	EN-TETE ENTREE	Chapter IV, Annex F
II	ITEM IDENTIFICATION	IDENT	IDENTIFICATION	611
IIDR	ITEM IDENTIFICATION DATA RECORD	LGD	LISTE GENERALE DES DESCRIPTIONS	256
IIDRF	ITEM IDENTIFICATION DATA RECORD FILE	FGD	FICHER GENERAL DES DESCRIPTION	611
IIG	ITEM IDENTIFICATION GUIDE	GIA	GUIDE D'IDENTIFICATION D'ARTICLES	611

ABBREV	TERM	ABRÉV	TERME	SECTION/ SUB- SECTION
IIG NO	ITEM IDENTIFICATION GUIDE NUMBER	NOGIA	NUMERO DE GUIDE D'IDENTIFICATION D'ARTICLES	Chapter IV, Annex F
IIMA	ITEM IDENTIFICATION MANAGING ACTIVITY	OGIA	ORGANISME GESTIONNAIRE D'IDENTIFICATION D'ARTICLE	
IIN	ITEM IDENTIFICATION NUMBER	NI	NUMERO D'IDENTIFICATION	121/ ANNEX II
IL	IDENTIFICATION LIST	LTD	Liste technique des descriptions	611
INC	ITEM NAME CODE	CODE DENOM	CODE DENOMINATION	Chapter IV, Annex F
INPUT DIC	INPUT DOCUMENT IDENTIFIER CODE	COE	CODE OPERATION ENTREE	
INT STD	INTERNATIONAL STANDARD	NORME INT	NORME INTERNATIONALE	
INT STD NO	INTERNATIONAL STANDARD NUMBER	NO NORME INT	NUMERO DE NORME INTERNATIONALE	
ISAC	IDENTIFIED SECONDARY ADDRESS CODING	ISAC	CODAGE SECONDAIRE SPECIFIQUE	Chapter IV, Annex F
ISC	ITEM STANDARDIZATION CODE	CN	CODE NORMALISATION	Chapter IV, Annex F
ISC RPLD NSN	ITEM STANDARDIZATION CODE, REPLACED NSN	CN APP	CODE NORMALISATION DE L'ARTICLE APPARENTE	Chapter IV, Annex F
ISIC CODE	INTERNATIONAL STANDARD INDUSTRIAL CLASSIFICATION OF ALL ECONOMIC ACTIVITIES (ISIC) CODE	CODE CITI	CODE DE CLASSIFICATION INTERNATIONALE TYPE, PAR INDUSTRIE, DE TOUTES LES BRANCHES D'ACTIVITÉ ÉCONOMIQUE (CITI)	Chapter IV, Annex F
ISO	INTERNATIONAL ORGANIZATION FOR STANDARDIZATION	ISO	ORGANISATION INTERNATIONALE DE NORMALISATION	252
LDNSN	LIST OF DUPLICATE NATO STOCK NUMBERS	LDNSN	Liste des numéros de nomenclature OTAN faisant double emploi	525
LINE CONT CODE	LINE CONTINUATION CODE	CODE CONT LIGNE	CODE CONTINUATION DE LIGNE	Chapter IV, Annex F
MD	MANAGEMENT DATA	DG	DONNEES DE GESTION	
MDL	MANAGEMENT DATA LIST	LDG	Liste des données de gestion	
MES	MAIN EQUIPMENT SUPPLIER	-	FOURNISSEUR DE L'EQUIPEMENT PRINCIPAL	611
MFR	MANUFACTURER	FAB	FABRICANT	611
MG	MAIN GROUP (AC135)	-	GROUPE PRINCIPAL (AC135)	
MIL SPEC	MILITARY SPECIFICATION	SPEC MIL	SPECIFICATION MILITAIRE	

ABBREV	TERM	ABRÉV	TERME	SECTION/ SUB- SECTION
MILSTICCS	MILITARY STANDARD ITEM CHARACTERISTICS CODING STRUCTURE	MILSTICCS	SYSTEME STANDARD MILITAIRE DE CODAGE DES CARACTERISTIQUES D'ARTICLES	611
MIS	MANAGEMENT INFORMATION SYSTEM	MIS	SYSTEME D'INFORMATION DE GESTION	
MOE	MAJOR ORGANIZATIONAL ENTITY	ORG	ORGANISME	611
MOE CODE	MAJOR ORGANIZATIONAL ENTITY CODE	CODE ORG	CODE ORGANISME	Chapter IV, Annex F
MOE RULE NO	MAJOR ORGANIZATIONAL ENTITY RULE NUMBER	NOR DIF	NUMERO DE REGLE DE DIFFUSION	Chapter IV, Annex F
MRC	MASTER REQUIREMENTS CODE	MRC	CODE QUESTION	Chapter IV, Annex F
MRD	MASTER REQUIREMENTS DIRECTORY	MRD	REPertoire DES QUESTIONS PRINCIPALES	611
N/A	NOT APPLICABLE	S/O	SANS OBJET	
NABS	NATO AUTOMATED BUSINESS SYSTEM	NABS	SYSTÈME OTAN D'ÉCHANGES AUTOMATISÉS	561
NADB	NATO AMMUNITION DATABASE		BASE DE DONNEES DES MUNITIONS OTAN	
NACE CODE	STATISTICAL CLASSIFICATION OF ECONOMIC ACTIVITIES IN THE EUROPEAN COMMUNITY (NACE) CODE	CODE NACE	CODE DE LA NOMENCLATURE STATISTIQUE DES ACTIVITÉS ÉCONOMIQUES DANS LA COMMUNAUTÉ EUROPÉENNE (NACE)	Chapter IV, Annex F
NAICS CODE	NORTH AMERICAN INDUSTRY CLASSIFICATION SYSTEM (NAICS) CODE	CODE NAICS	CODE DU SYSTÈME DE CLASSIFICATION DES INDUSTRIES DE L'AMÉRIQUE DU NORD (NAICS)	Chapter IV, Annex F
NAMSA	NATO MAINTENANCE AND SUPPLY AGENCY	NAMSA	AGENCE OTAN D'ENTRETIEN ET D'APPROVISIONNEMENT	
NAT STD	NATIONAL STANDARD		NORME NATIONALE	
NATO FMSN	NATO FILE MAINTENANCE SEQUENCE NUMBER	NOMJ	NUMERO OTAN DE MISE A JOUR	Chapter IV, Annex F
NATO PSTD/ /PSPEC	NATO PROJECT STANDARD/SPECIFICATION		SPECIFICATION/NORME DE PROJET OTAN	
NATO REC	NATO RECOVERABILITY CODE	-	CODE RECUPERABILITE OTAN	Chapter IV, Annex F
NCAGE CODE	NATO COMMERCIAL AND GOVERNMENT ENTITY CODE	CODE NCAGE	CODE ORGANISME COMMERCIAL OU GOUVERNEMENTAL OTAN	Chapter IV, Annex F
NCAGEDG	NCAGE DATA GROUP	GD NCAGE	GROUPE DE DONNÉES NCAGE	Chapter IV, Annex F

ABBREV	TERM	ABRÉV	TERME	SECTION/ SUB-SECTION
NCAGEDPC	NCAGE DATA PREFIX CODE	PD NCAGE	PREFIXE DE DONNEES NCAGE	Chapter IV, Annex F
NCAGESD CODE	NATO COMMERCIAL AND GOVERNMENT ENTITY STATUS DESIGNATOR CODE	CP NCAGE	CODE POSITION DE L'ORGANISME COMMERCIAL OU GOUVERNEMENTAL OTAN	Chapter IV, Annex F
NCB	NATIONAL CODIFICATION BUREAU	BNC	BUREAU NATIONAL DE CODIFICATION	611
NCB CODE	NATO CODE FOR NCB	CODE BNC	CODE OTAN DE BNC	Chapter IV, Annex F
NCS	NATO CODIFICATION SYSTEM	SOC	SYSTEME OTAN DE CODIFICATION	611
NCSCR	NATO CODIFICATION SYSTEM CHANGE REQUEST	DMSCO	DEMANDE DE MODIFICATION DU SYSTEME DE CODIFICATION OTAN	481
NICSMA	NATO INTEGRATED COMMUNICATION MANAGEMENT AGENCY	NICSMA	AGENCE OTAN POUR LA GESTION INTEGREE DES TELECOMMUNICATIONS	
NIIN	NATO ITEM IDENTIFICATION NUMBER	NOI	NUMERO OTAN D'IDENTIFICATION	Chapter IV, Annex F
NIIN SC	NATO ITEM IDENTIFICATION NUMBER STATUS CODE	CP NOI	CODE POSITION DE NUMERO OTAN D'IDENTIFICATION	Chapter IV, Annex F
NMBS	NATO MAILBOX SYSTEM		SYSTEME « BOITE AUX LETTRES » DE L'OTAN	
NMCN	NSPA MANAGEMENT CONTROL NUMBER		NUMERO DE GESTION DE LA NSPA	
NMCRL	NATO MASTER CATALOGUE OF REFERENCES FOR LOGISTICS	NMCRL	CATALOGUE PRINCIPAL DES RÉFÉRENCES DE LA LOGISTIQUE OTAN	475
NN	NON-NATO	NN	NON-OTAN	
NN-CRL	NON-NATO MANUFACTURER'S CROSS REFERENCE LIST	NN-CRL	LISTE DE CORRESPONDANCE DES FABRICANTS NON-OTAN	
NAIN	NON APPROVED ITEM NAME	DENOM NA	DENOMINATION NON APPROUVEE	Chapter IV, Annex F
NPLO	NATO PRODUCTION AND LOGISTICS ORGANIZATION	OLPO	ORGANISME DE LOGISTIQUE ET DE PRODUCTION DE L'OTAN	131
NSC	NATO SUPPLY CLASS	CLASSE	CLASSE OTAN	Chapter IV, Annex F
NSCNM	NATO SUPPLY CODE FOR NON MANUFACTURER	-	CODE FOURNISSEUR	
NSG	NATO SUPPLY GROUP	NSG	GROUPE OTAN	Chapter IV, Annex F
NSN	NATO STOCK NUMBER	NNO	NUMERO DE NOMENCLATURE OTAN	Chapter IV, Annex F

ABBREV	TERM	ABRÉV	TERME	SECTION/ SUB- SECTION
NSO	NATO STANDARDIZATION OFFICE	BON	BUREAU OTAN DE NORMALISATION	252
NSPA	NATO SUPPORT AND PROCUREMENT AGENCY	NSPA	AGENCE OTAN DE SOUTIEN ET D'ACQUISITION	
ODRC	OUTPUT DATA REQUEST CODE	DCD	DEMANDE CODEE DE DONNEES	Chapter IV, Annex F
OH	OUTPUT HEADER	TS	EN-TETE SORTIE	Chapter IV, Annex F
OMT	ONLINE MAINTENANCE TOOL	OML	OUTIL DE MAINTENANCE EN LIGNE	
ORIG I & S CODE	ORIGINATING I & S SERVICE/AGENCY DESIGNATOR CODE	CODE ORIG I & R	CODE SERVICE/ ORGANISME A L'ORIGINE D'I & R	Chapter IV, Annex F
ORIG STDS DEC	ORIGINATOR OF STANDARDIZATION DECISION	ORG ORIG DEC NORM	ORGANISME A L'ORIGINE DE LA DECISION DE NORMALISATION	Chapter IV, Annex F
OUTPUT DIC	OUTPUT DOCUMENT IDENTIFIER CODE	COS	CODE OPERATION SORTIE	
PCT	PERCENT	PCT	POURCENT	
PFD CODE	I & S RELATIONSHIP PREFERRED ITEM DESIGNATOR CODE	CODE PREF	CODE ARTICLE PREFERENTIEL POUR LES RELATIONS D'I & S	Chapter IV, Annex F
PHRASE	PHRASE CODE	PHRASE	CODE PHRASE	Chapter IV, Annex F
PHYS DWG ID	PHYSICAL DRAWING IDENTIFIER ID	ID DESS PHYS	IDENTIFICATEUR DU DESSIN PHYSIQUE	Chapter IV, Annex F
PIC	PRIORITY INDICATOR CODE	CP	CODE PRIORITE	Chapter IV, Annex F
PMIC	PRECIOUS METALS INDICATOR CODE	CMP	CODE METAUX PRECIEUX	Chapter IV, Annex F
PNA	PRESENTLY NOT AVAILABLE	AND	ACTUELLEMENT NON DISPONIBLE	
PRINT CONT CODE	PRINT CONTROL CODE	TAB FD	TABULATEUR DE FICHE DESCRIPTIVE	Chapter IV, Annex F
PS/PC	PHYSICAL, SECURITY/PILFERAGE CODE	CS/PC	CODE SECURITE ET PROTECTION CONTRE LE VOL	Chapter IV, Annex F
PSCN	PERMANENT SYSTEM CONTROL NUMBER	NNP	NUMERO DE NOMENCLATURE PREVISIONNEL	Chapter IV, Annex F
PSN	PACKAGE SEQUENCE NUMBER	NS	NUMERO DE SEQUENCE	Chapter IV, Annex F
QUP	QUANTITY PER UNIT PACK CODE	QUE	QUANTITE PAR UNITE D'EMBALLAGE	Chapter IV, Annex F
RD	REFERENCE DRAWING	DR	DESSIN DE REFERENCE	611

ABBREV	TERM	ABRÉV	TERME	SECTION/ SUB- SECTION
RDG	REFERENCE DRAWING GROUP	GDR	GROUPE DE DESSINS DE REFERENCE	611
REF	REFERENCE	GFR	GROUPE FABRICANT REFERENCE	Chapter IV, Annex F
REP CODE	REPAIRABILITY CODE	CODE REP	CODE REPARABILITE	Chapter IV, Annex F
RET CODE	RETURN CODE	CODE RET	CODE RETOUR	Chapter IV, Annex F
RIC	REPORTABLE ITEM CODE	RIC	REPORTABLE ITEM CODE	Chapter IV, Annex F
RNAAC	REFERENCE NUMBER ACTION ACTIVITY CODE	CRCDD	CODE RESPONSABILITE DU CODE DISPONIBILITE DE DOCUMENT	Chapter IV, Annex F
RNCC	REFERENCE NUMBER CATEGORY CODE	CCR	CODE CATEGORIE DE REFERENCE	Chapter IV, Annex F
RNFC	REFERENCE NUMBER FORMAT CODE	CMER	CODE MODE D'ECRIURE DE LA REFERENCE	Chapter IV, Annex F
RNJC	REFERENCE NUMBER JUSTIFICATION CODE	CJR	CODE JUSTIFICATION DE LA REFERENCE	Chapter IV, Annex F
RNSC	REFERENCE NUMBER STATUS CODE	CVRA	CODE VALEUR DE LA REFERENCE POUR L'APPROVISIONNEMENT	Chapter IV, Annex F
RNVC	REFERENCE NUMBER VARIATION CODE	CVR	CODE VALEUR DE LA REFERENCE	Chapter IV, Annex F
RPDMRC	REFERENCE OR PARTIAL DESCRIPTIVE METHOD REASON CODE	CJM	CODE JUSTIFICATION DE LA METHODE	Chapter IV, Annex F
RQMT	REQUIREMENT	-	QUESTION	611
RQMT STAT	REQUIREMENT STATEMENT	QGIA	QUESTION GUIDE D'IDENTIFICATION D'ARTICLES	Chapter IV, Annex F
RQMT STAT DEF	REQUIREMENT STATEMENT DEFINITION	DEF QGIA	DEFINITION DE LA QUESTION GIA	Chapter IV, Annex F
RSPL	RECOMMENDED SPARE PARTS LIST	LCMA	Liste de composition de matériel	611
RTC IIGDG	REPLY TABLE CODE, IIG DECODE GUIDES	CODE TABLE REPOSE GD GIA	CODE TABLE DE REPOSE, GUIDES DE DECODAGE DES GIA	Chapter IV, Annex F
RTC MRD	REPLY TABLE CODE, MASTER REQUIREMENT DIRECTORY	CODE TABLE REPOSE MRD	CODE TABLE DE REPOSE, REPERTOIRES DES QUESTIONS PRINCIPALES	Chapter IV, Annex F
SAC	SECONDARY ADDRESS CODE	SAC	CODE SECONDAIRE	Chapter IV, Annex F
SEG LEN	SEGMENT LENGTH	LONG SEG	LONGUEUR DU SEGMENT	Chapter IV, Annex F

ABBREV	TERM	ABRÉV	TERME	SECTION/ SUB- SECTION
SHAPE	SUPREME HEADQUARTERS ALLIED POWERS, EUROPE	SHAPE	GRAND QUARTIER GENERAL DES PUISSANCES ALLIÉES EN EUROPE	
SIC	STATISTICAL INDICATOR CODE	CODE STAT	CODE STATISTIQUE DE RECHERCHE	Chapter IV, Annex F
SOSC	SOURCE OF SUPPLY CODE	CS APPRO	CODE SOURCE D'APPROVISIONNEMENT	Chapter IV, Annex F
SOSMC	SOURCE OF SUPPLY MODIFIER CODE	CMSA	CODE MODIFICATEUR DE LA SOURCE D'APPROVISIONNEMENT	Chapter IV, Annex F
SPEC	SPECIFICATION	SPEC	SPECIFICATION	611
SPSN	SUBMITTED PACKAGE SEQUENCE NUMBER	NSS	NUMERO DE SEQUENCE SOUMIS	Chapter IV, Annex F
SR	STANDARD REQUIREMENT	QS	QUESTION STANDARD	511
SSR	SYSTEM SUPPORT RECORD	FP	FICHER PILOTE	472
STANAG	STANDARDIZATION AGREEMENT	STANAG	ACCORD DE NORMALISATION OTAN	
STD	STANDARD	-	NORME	
STD TD	STANDARD TYPE DESIGNATOR	-	INDICATEUR DU TYPE DE NORME	
STDZ	STANDARDIZATION	NORM	NORMALISATION	611
STYLE NO, IIG	STYLE NUMBER, ITEM IDENTIFICATION GUIDE	NO MODELE GIA	NUMERO DE MODELE, GIA	Chapter IV, Annex F
SVTC	SEGMENT V TERMINATOR CODE	FIN SEG V	FIN DE SEGMENT V	Chapter IV, Annex F
TG	TASK GROUP	GT	GROUPE DE TRAVAIL	611
TIR	TOTAL ITEM RECORD	FGI	FICHER GENERAL DES IDENTIFICATIONS	611
TYPE II CODE	TYPE OF ITEM IDENTIFICATION CODE	C TYPE IDENT	CODE TYPE D'IDENTIFICATION	Chapter IV, Annex F
TYPE O.E. CODE	TYPE OF ORGANIZATIONAL ENTITY CODE	C TYPE ORG	CODE TYPE D'ORGANISME	Chapter IV, Annex F
TYPE SCR CODE	TYPE OF SCREENING CODE	TYPE CRIBL	TYPE DE CRIBLAGE	Chapter IV, Annex F
TYPE VAL CODE	TYPE OF VALUE CODE	C TYPE VAL	CODE TYPE DE VALEUR	Chapter IV, Annex F
UI	UNIT OF ISSUE	UD	UNITE DE DISTRIBUTION	Chapter IV, Annex F
UNSPSC	UNITED NATIONS STANDARD PRODUCTS AND SERVICES CODE	UNSPSC	UNITED NATIONS STANDARD PRODUCTS AND SERVICES CODE	Chapter IV, Annex F

<b>ABBREV</b>	<b>TERM</b>	<b>ABRÉV</b>	<b>TERME</b>	<b>SECTION/ SUB- SECTION</b>
UP	UNIT PRICE	PU	PRIX UNITAIRE	Chapter IV, Annex F
US F/DDC	US FOREIGN/DOMESTIC DESIGNATOR CODE	CODE DOMIC EU	CODE DOMICILIATION DES ÉTATS-UNIS	Chapter IV, Annex F
USI SERV CODE	USING SERVICE CODE	CODE SERV UT	CODE SERVICE UTILISATEUR	Chapter IV, Annex F
WG	WORKING GROUP	GT	GRUPE DE TRAVAIL	
WIMM	WEAPONS INTEGRATED MATERIEL MANAGER (USA)	WIMM	RESPONSABLE DU MATERIEL INTEGRE DES ARMEES (USA)	



**Sub-Section 623 - French abbreviations with full text French/ English****Sous-section 623 - Abréviations françaises et texte intégral français/anglais**

<b>ABRÉV</b>	<b>TERME</b>	<b>ABBREV</b>	<b>TERM</b>	<b>SECTION/ SUB-SECTION</b>
ACODP-1	PUBLICATION INTERALLIEE DE CODIFICATION NO. 1 = MANUEL OTAN DE CODIFICATION	ACODP-1	ALLIED CODIFICATION PUBLICATION NO. 1 = NATO MANUAL ON CODIFICATION	511
ACODP-2	PUBLICATION INTERALLIEE DE CODIFICATION NO. 2 = MANUEL OTAN MULTILINGUE DU SYSTEME DE CLASSIFICATION	ACODP-2	ALLIED CODIFICATION PUBLICATION NO. 2 = NATO MULTILINGUAL SUPPLY CLASSIFICATION HANDBOOK	511
ACODP-3	PUBLICATION INTERALLIEE DE CODIFICATION NO. 3 = MANUEL OTAN MULTILINGUE DES DENOMINATIONS	ACODP-3	ALLIED CODIFICATION PUBLICATION NO. 3 = NATO MULTILINGUAL ITEM NAME DIRECTORY	511
ACT	ACTION	ACT	ACTION	
AND	ACTUELLEMENT NON DISPONIBLE	PNA	PRESENTLY NOT AVAILABLE	
ATC	CLASSIFICATION ANATOMIQUE, THÉRAPEUTIQUE, CHIMIQUE	ATC	ANATOMICAL, THERAPEUTIC, CHEMICAL CLASSIFICATION SYSTEM	Chapter IV, Annex F
AUD	ANCIENNE UNITE DE DISTRIBUTION	-	FORMER ISSUE OF UNIT	Chapter IV, Annex F
AUTODIN	RESEAU NUMERIQUE AUTOMATISE	AUTODIN	AUTOMATED DIGITAL NETWORK	
BIT	ELEMENT BINAIRE	BIT	BINARY DIGIT	
BNC	BUREAU NATIONAL DE CODIFICATION	NCB	NATIONAL CODIFICATION BUREAU	611
BON	BUREAU OTAN DE NORMALISATION	NSO	NATO STANDARDIZATION OFFICE	252
BPI	NOMBRE DE RANGEES D'INFORMATION PAR POUCE	BPI	BYTES PER INCH	
C TYPE IDENT	CODE TYPE D'IDENTIFICATION	TYPE II CODE	TYPE OF ITEM IDENTIFICATION CODE	Chapter IV, Annex F
C TYPE ORG	CODE TYPE D'ORGANISME	TYPE O.E. CODE	TYPE OF ORGANIZATIONAL ENTITY CODE	Chapter IV, Annex F
C TYPE VAL	CODE TYPE DE VALEUR	TYPE VAL CODE	TYPE OF VALUE CODE	Chapter IV, Annex F
CA	CODE D'APPLICABILITE	APPL KEY	APPLICABILITY KEY	611
CA NCAGE	CODE ASSOCIATION, NCAGE	AC NCAGE	ASSOCIATION CODE, NCAGE	Chapter IV, Annex F
CCA	CODE CRITERES D'ACQUISITION	AAC	ACQUISITION ADVICE CODE	Chapter IV, Annex F
CCR	CODE CATEGORIE DE REFERENCE	RNCC	REFERENCE NUMBER CATEGORY CODE	Chapter IV, Annex F

<b>ABRÉV</b>	<b>TERME</b>	<b>ABBREV</b>	<b>TERM</b>	<b>SECTION/ SUB-SECTION</b>
CDC	CARACTERISTIQUE DESCRIPTIVE CODEE	-	CODED CHARACTERISTICS DATA GROUP	Chapter IV, Annex F
CDD	CODE DISPONIBILITE DE DOCUMENT	DAC	DOCUMENT AVAILABILITY CODE	Chapter IV, Annex F
CIM TAD	CODE IDENTIFICATION DE MATERIEL DE TRAITEMENT AUTOMATIQUE DES DONNEES	ADP EIC	AUTOMATIC DATA PROCESSING EQUIPMENT IDENTIFICATION CODE	Chapter IV, Annex F
CIS	CODE INDICATEUR DE SUITE	CIC	CONTINUATION INDICATOR CODE	Chapter IV, Annex F
CIS MRD	CODE INDICATEUR DE SITUATION DU REPERTOIRE DES QUESTIONS PRINCIPALES	MRD SIC	MASTER REQUIREMENT DIRECTORY STATUS INDICATOR CODE	
CJM	CODE JUSTIFICATION DE LA METHODE	RPDMRC	REFERENCE OR PARTIAL DESCRIPTIVE METHOD REASON CODE	Chapter IV, Annex F
CJR	CODE JUSTIFICATION DE LA REFERENCE	RNJC	REFERENCE NUMBER JUSTIFICATION CODE	Chapter IV, Annex F
CLASSE	CLASSE OTAN	NSC	NATO SUPPLY CLASS	Chapter IV, Annex F
CMER	CODE MODE D'ECRIURE DE LA REFERENCE	RNFC	REFERENCE NUMBER FORMAT CODE	Chapter IV, Annex F
CMP	CODE METAUX PRECIEUX	PMIC	PRECIOUS METALS INDICATOR CODE	Chapter IV, Annex F
CMSA	CODE MODIFICATEUR DE LA SOURCE D'APPROVISIONNEMENT	SOSMC	SOURCE OF SUPPLY MODIFIER CODE	Chapter IV, Annex F
CN	CODE NORMALISATION	ISC	ITEM STANDARDIZATION CODE	Chapter IV, Annex F
CN APP	CODE NORMALISATION DE L'ARTICLE APPARENTE	ISC RPLD NSN	ITEM STANDARDIZATION CODE, REPLACED NSN	Chapter IV, Annex F
CO	CODE OPERATION	DIC	DOCUMENT IDENTIFIER CODE	Chapter IV, Annex F
CODE BNC	CODE OTAN DE BNC	NCB CODE	NATO CODE FOR NCB	Chapter IV, Annex F
CODE CITI	CODE DE CLASSIFICATION INTERNATIONALE TYPE, PAR INDUSTRIE, DE TOUTES LES BRANCHES D'ACTIVITÉ ÉCONOMIQUE (CITI)	ISIC CODE	INTERNATIONAL STANDARD INDUSTRIAL CLASSIFICATION OF ALL ECONOMIC ACTIVITIES (ISIC) CODE	Chapter IV, Annex F
CODE CONT LIGNE	CODE CONTINUATION DE LIGNE	LINE CONT CODE	LINE CONTINUATION CODE	Chapter IV, Annex F
CODE DEMIL	CODE DEMILITARISATION	DEMIL	DEMILITARIZATION CODE	Chapter IV, Annex F
CODE DENOM	CODE DENOMINATION	INC	ITEM NAME CODE	Chapter IV, Annex F

<b>ABRÉV</b>	<b>TERME</b>	<b>ABBREV</b>	<b>TERM</b>	<b>SECTION/ SUB-SECTION</b>
CODE DEST	CODE DESTINATAIRE	DEST ACT CODE	DESTINATION ACTIVITY CODE	Chapter IV, Annex F
CODE DOMIC EU	CODE DOMICILIATION DES ÉTATS-UNIS	US F/DDC	US FOREIGN/DOMESTIC DESIGNATOR CODE	Chapter IV, Annex F
CODE CPV	CODE DU VOCABULAIRE COMMUN POUR LES MARCHÉS PUBLICS (CPV)	CPV CODE	COMMON PROCUREMENT VOCABULARY (CPV) CODE	Chapter IV, Annex F
CODE NACE	CODE DE LA NOMENCLATURE STATISTIQUE DES ACTIVITÉS ÉCONOMIQUES DANS LA COMMUNAUTÉ EUROPÉENNE (NACE)	NACE CODE	STATISTICAL CLASSIFICATION OF ECONOMIC ACTIVITIES IN THE EUROPEAN COMMUNITY (NACE) CODE	Chapter IV, Annex F
CODE NAICS	CODE DU SYSTÈME DE CLASSIFICATION DES INDUSTRIES DE L'AMÉRIQUE DU NORD (NAICS)	NAICS CODE	NORTH AMERICAN INDUSTRY CLASSIFICATION SYSTEM (NAICS) CODE	Chapter IV, Annex F
CODE NCAGE	CODE ORGANISME COMMERCIAL OU GOUVERNEMENTAL OTAN	NCAGE CODE	NATO COMMERCIAL AND GOVERNMENT ENTITY CODE	Chapter IV, Annex F
CODE ORG	CODE ORGANISME	MOE CODE	MAJOR ORGANIZATIONAL ENTITY	Chapter IV, Annex F
CODE ORIG	CODE ORIGINE	-	ORIGINATOR CODE	Chapter IV, Annex F
CODE ORIG I & R	CODE SERVICE/ ORGANISME A L'ORIGINE D'I & R	ORIG I & S CODE	ORIGINATING I & S SERVICE/AGENCY DESIGNATOR CODE	Chapter IV, Annex F
CODE PREF	CODE ARTICLE PREFERENTIEL POUR LES RELATIONS D'I & S	PFD CODE	I & S RELATIONSHIP PREFERRED ITEM DESIGNATOR CODE	Chapter IV, Annex F
CODE REC	CODE RECUPERABILITE OTAN	NATO REC	NATO RECOVERABILITY CODE	Chapter IV, Annex F
CODE REL I & R	CODE RELATION D'I & R	I & S REL CODE	I & S RELATIONSHIP CODE	Chapter IV, Annex F
CODE REP	CODE REPARABILITE	REP CODE	REPAIRABILITY CODE	Chapter IV, Annex F
CODE RET	CODE RETOUR	RET CODE	RETURN CODE	Chapter IV, Annex F
CODE SEG	CODE SEGMENT	-	SEGMENT CODE	Chapter IV, Annex F
CODE SERV UT	CODE SERVICE UTILISATEUR	USI SERV CODE	USING SERVICE CODE	Chapter IV, Annex F
CODE SOUM	CODE SOUMETTANT	-	SUBMITTER CODE	Chapter IV, Annex F
CODE STAT	CODE STATISTIQUE DE RECHERCHE	SIC	STATISTICAL INDICATOR CODE	Chapter IV, Annex F

ABRÉV	TERME	ABBREV	TERM	SECTION/ SUB-SECTION
CODE TABLE REPONSE GD GIA	CODE TABLE DE REPONSE, GUIDES DE DECODAGE DES GIA	RTC IIGDG	REPLY TABLE CODE, IIG DECODE GUIDES	Chapter IV, Annex F
CODE TABLE REPONSE MRD	CODE TABLE DE REPONSE, REPERTOIRE DES QUESTIONS PRINCIPALES	RTC MRD	REPLY TABLE CODE, MASTER REQUIREMENT DIRECTORY	Chapter IV, Annex F
CODSP	PUBLICATION DE SOUTIEN EN CODIFICATION	CODSP	CODIFICATION SUPPORT PUBLICATION	511
COE	CODE OPERATION ENTREE	INPUT DIC	INPUT DOCUMENT IDENTIFIER CODE	
COL	COLONNE	CC	RECORD POSITION	
COTS	COMMERCIAL SUR ETAGERE	COTS	COMMERCIAL OFF-THE- SHELF	
CP	CODE PRIORITE	PIC	PRIORITY INDICATOR CODE	Chapter IV, Annex F
CP NCAGE	CODE POSITION DE L'ORGANISME COMMERCIAL OU GOUVERNEMENTAL OTAN	NCAGESD CODE	NATO COMMERCIAL AND GOVERNMENT ENTITY STATUS DESIGNATOR CODE	Chapter IV, Annex F
CP NOI	CODE POSITION DE NUMERO OTAN D'IDENTIFICATION	NIIN SC	NATO ITEM IDENTIFICATION NUMBER STATUS CODE	Chapter IV, Annex F
CPV	VOCABULAIRE COMMUN POUR LES MARCHÉS PUBLICS (CPV)	CPV	COMMON PROCUREMENT VOCABULARY (CPV)	Chapter IV, Annex F
CRCDD	CODE RESPONSABILITE DU CODE DISPONIBILITE DE DOCUMENT	RNAAC	REFERENCE NUMBER ACTION ACTIVITY CODE	Chapter IV, Annex F
CRL	LISTE DE CORRESPON DANCE	CRL	CROSS REFERENCE LIST	
CS APPRO	CODE SOURCE D'APPROVISIONNEMENT	SOSC	SOURCE OF SUPPLY CODE	Chapter IV, Annex F
CS/PV	CODE SECURITE ET PROTECTION CONTRE LE VOL	PS/PC	PHYSICAL, SECURITY/PILFERAGE CODE	Chapter IV, Annex F
CTLR	CODE TRES LONGUE REFERENCE	ELRN IND CODE	EXTRA LONG REFERENCE NUMBER INDICATOR CODE	Chapter IV, Annex F
CVR	CODE VALEUR DE LA REFERENCE	RNVC	REFERENCE NUMBER VARIATION CODE	Chapter IV, Annex F
CVRA	CODE VALEUR DE LA REFERENCE POUR L'APPROVISIONNEMENT	RNSC	REFERENCE NUMBER STATUS CODE	Chapter IV, Annex F
DATE DEC NORM	DATE DE DECISION DE NORMALISATION	DATE STDS DEC	DATE STANDARDIZATION DECISION	Chapter IV, Annex F
DATE DOC	DATE DU DOCUMENT	-	TRANSACTION DATE	Chapter IV, Annex F
DCB	DECIMAL CODE BINAIRE	BCD	BINARY CODED DECIMAL	

ABRÉV	TERME	ABBREV	TERM	SECTION/ SUB-SECTION
DCD	DEMANDE CODEE DE DONNEES	ODRC	OUTPUT DATA REQUEST CODE	Chapter IV, Annex F
DEF QGIA	DEFINITION DE LA QUESTION GIA	RQMT STAT DEF	REQUIREMENT STATEMENT DEFINITION	Chapter IV, Annex F
DENOM APPR	DENOMINATION APPROUVEE	AIN	APPROVED ITEM NAME	Chapter IV, Annex F
DENOM NA	DENOMINATION NON APPROUVEE	NAIN	NON APPROVED ITEM NAME	Chapter IV, Annex F
DEST CODE	CODE DESTINATAIRE	DEST ACT CODE	DESTINATION ACTIVITY CODE	Chapter IV, Annex F
DG	DONNEES DE GESTION	MD	MANAGEMENT DATA	
DLA	DEFENSE LOGISTICS AGENCY (USA)	DLA	DEFENSE LOGISTICS AGENCY (USA)	
DMSCO	DEMANDE DE MODIFICATION DU SYSTEME DE CODIFICATION OTAN	NCSCR	NATO CODIFICATION SYSTEM CHANGE REQUEST	481
DOD	DEPARTMENT OF DEFENSE (USA)	DOD	DEPARTMENT OF DEFENCE DOD OR DEPARTMENT OF DEFENSE (USA)	
DR	DESSIN DE REFERENCE	RD	REFERENCE DRAWING	611
EBCDIC	CODE DECIMAL DE CORRESPONDANCE TRANSCRIT EN CODE BINAIRE	EBCDIC	EXTENDED BINARY CODED DECIMAL INTERCHANGE CODE	
FAB	FABRICANT	MFR	MANUFACTURER	611
FCUD	FACTEUR DE CONVERSION DE L'UNITE DE DISTRIBUTION	-	UNIT OF ISSUE CONVERSION FACTOR	Chapter IV, Annex F
FD	FICHE DESCRIPTIVE	-	ITEM IDENTIFICATION CARD	611
FGD	FICHER GENERAL DES DESCRIPTIONS	IIDRF	ITEM IDENTIFICATION DATA RECORD FILE	611
FGI	FICHER GENERAL DES IDENTIFICATIONS	TIR	TOTAL ITEM RECORD	611
FIIG	GUIDE FEDERAL D'IDENTIFICATION D'ARTICLES (USA)	FIIG	FEDERAL ITEM IDENTIFICATION GUIDE (USA)	611
FILDR	FICHER FEDERAL GENERAL DES DESCRIPTIONS (USA)	FILDR	FEDERAL ITEM LOGISTICS DATA RECORD FILE (USA)	257
FIN DON	FIN DE DONNEES	DETC	DATA ELEMENT TERMINATOR CODE	Chapter IV, Annex F
FIN Q	FIN DE QUESTION	CCC	CONTROL CHARACTER CODE	Chapter IV, Annex F
FIN SEG V	FIN DE SEGMENT V	SVTC	SEGMENT V TERMINATOR CODE	Chapter IV, Annex F
FP	FICHER PILOTE	SSR	SYSTEM SUPPORT RECORD	472

<b>ABRÉV</b>	<b>TERME</b>	<b>ABBREV</b>	<b>TERM</b>	<b>SECTION/ SUB-SECTION</b>
GD NCAGE	GROUPE DE DONNÉES NCAGE	NCAGEDG	NCAGE DATA GROUP	Chapter IV, Annex F
GDR	GROUPE DE DESSINS DE REFERENCE	RDG	REFERENCE DRAWING GROUP	611
GFR	GROUPE FABRICANT REFERENCE	REF	REFERENCE	Chapter IV, Annex F
GIA	GUIDE D'IDENTIFICATION D'ARTICLES	IIG	ITEM IDENTIFICATION GUIDE	611
CODE GLN	CODE LIEU-FONCTION	GLN CODE	GLOBAL LOCATION NUMBER CODE	Chapter IV, Annex F
CODE GTIN	CODE ARTICLE INTERNATIONAL	GTIN CODE	GLOBAL TRADE ITEM NUMBER CODE	Chapter IV, Annex F
GT	GROUPE DE TRAVAIL	TG WG	TASK GROUP WORKNG GROUP	611
I & R	INTERCHANGEABILITE & REMPLACEMENT	I & S	INTERCHANGEABILITY & SUBSTITUTABILITY	
ID DESS PHYS	IDENTIFICATEUR DU DESSIN PHYSIQUE	PHYS DWG ID	PHYSICAL DRAWING IDENTIFIER	Chapter IV, Annex F
IDENT	IDENTIFICATION	II	ITEM IDENTIFICATION	511
ISAC	CODAGE SECONDAIRE SPECIFIQUE	ISAC	IDENTIFIED SECONDARY ADDRESS CODING	Chapter IV, Annex F
ISO	ORGANISATION INTERNATIONALE DE NORMALISATION	ISO	INTERNATIONAL ORGANIZATION FOR STANDARDIZATION	252
LCMA	Liste de composition de matériel	RSPL	RECOMMENDED SPARE PARTS LIST	611
LDG	Liste des données de gestion	MDL	MANAGEMENT DATA LIST	
LDNSN	Liste des numéros de nomenclature OTAN faisant double emploi	LDNSN	LIST OF DUPLICATE NATO STOCK NUMBERS	525
LGD	Liste générale des descriptions	IIDR	ITEM IDENTIFICATION DATA RECORD	256
LONG SEG	Longueur du segment	SEG LEN	SEGMENT LENGTH	Chapter IV, Annex F
LTD	Liste technique des descriptions	IL	IDENTIFICATION LIST	611
MILSPEC	Spécification militaire	MILSPEC	MILITARY SPECIFICATION	
MILSTICCS	Système standard militaire de codage des caractéristiques d'articles	MILSTICCS	MILITARY STANDARD ITEM CHARACTERISTICS CODING STRUCTURE	611
MIS	Système d'information de gestion	MIS	MANAGEMENT INFORMATION SYSTEM	

<b>ABRÉV</b>	<b>TERME</b>	<b>ABBREV</b>	<b>TERM</b>	<b>SECTION/ SUB-SECTION</b>
MRC	CODE QUESTION	MRC	MASTER REQUIREMENT CODE	Chapter IV, Annex F
MRD	REPERTOIRE DES QUESTIONS PRINCIPALES	MRD	MASTER REQUIREMENTS DIRECTORY	611
NABS	SYSTÈME OTAN D'ÉCHANGES AUTOMATISÉS	NABS	NATO AUTOMATED BUSINESS SYSTEM	561
NADB	BASE DE DONNEES DES MUNITIONS OTAN	NADB	NATO AMMUNITION DATABASE	
NAMSA	AGENCE OTAN D'ENTRETIEN ET D'APPROVISIONNEMENT	NAMSA	NATO MAINTENANCE AND SUPPLY AGENCY	
ND	NUMERO DE DOCUMENT	DCN	DOCUMENT CONTROL NUMBER	Chapter IV, Annex F
NDD	NUMERO DE DONNEE	DRN	DATA RECORD NUMBER	Chapter IV, Annex F
NGIA	NUMERO DE GUIDE D'IDENTIFICATION D'ARTICLES	IIG NO	ITEM IDENTIFICATION GUIDE NUMBER	Chapter IV, Annex F
NI	NUMERO D'IDENTIFICATION	IIN	ITEM IDENTIFICATION NUMBER	121/ ANNEX II
NICSMA	AGENCE OTAN POUR LA GESTION INTEGREE DES TELECOMMUNICATIONS	NICSMA	NATO INTEGRATED COMMUNICATION MANAGEMENT AGENCY	
NMBS	SYSTEME « BOITE AUX LETTRES » DE L'OTAN	NMBS	NATO MAILBOX SYSTEM	
NMCRL	CATALOGUE PRINCIPAL DES RÉFÉRENCES DE LA LOGISTIQUE OTAN	NMCRL	NATO MASTER CATALOGUE OF REFERENCES FOR LOGISTICS	475
NN	NON-OTAN	NN	NON-NATO	
NN-CRL	Liste de correspondance des fabricants non-OTAN	NN-CRL	NON-NATO MANUFACTURER'S CROSS REFERENCE LIST	
NNO	NUMERO DE NOMENCLATURE OTAN	NSN	NATO STOCK NUMBER	Chapter IV, Annex F
NNP	NUMERO DE NOMENCLATURE PREVISIONNEL	PSCN	PERMANENT SYSTEM CONTROL NUMBER	Chapter IV, Annex F
NO MODELE GIA	NUMERO DE MODELE, GIA	STYLE NO, IIG	STYLE NUMBER, ITEM IDENTIFICATION GUIDE	Chapter IV, Annex F
NO NORME INT	NUMERO DE NORME INTERNATIONALE	INT STD NO	INTERNATIONAL STANDARD NUMBER	
NOGIA	NUMERO DE GUIDE D'IDENTIFICATION D'ARTICLES	IIG NO	ITEM IDENTIFICATION GUIDE NUMBER	Chapter IV, Annex F
NOI	NUMERO OTAN D'IDENTIFICATION	NIIN	NATO ITEM IDENTIFICATION NUMBER	Chapter IV, Annex F
NOMJ	NUMERO OTAN DE MISE A JOUR	NATO FMSN	NATO FILE MAINTENANCE SEQUENCE NUMBER	Chapter IV, Annex F

ABRÉV	TERME	ABBREV	TERM	SECTION/ SUB-SECTION
NOR DIF	NUMERO DE REGLE DE DIFFUSION	MOE RULE NO	MAJOR ORGANIZATIONAL ENTITY RULE NUMBER	Chapter IV, Annex F
NORM	NORMALISATION	STDZ	STANDARDIZATION	611
NORME INT	NORME INTERNATIONALE	INT STD	INTERNATIONAL STANDARD	
NS	NUMERO DE SEQUENCE	PSN	PACKAGE SEQUENCE NUMBER	Chapter IV, Annex F
NSA	NUMERO DE SEQUENCE, ASSOCIATION	APSN	ASSOCIATION PACKAGE SEQUENCE NUMBER	Chapter IV, Annex F
NSG	GROUPE OTAN	NSG	NATO SUPPLY GROUP	Chapter IV, Annex F
NSND	NUMERO DE SERIE DU NUMERO DE DOCUMENT	DCSN	DOCUMENT CONTROL SERIAL NUMBER	Chapter IV, Annex F
NSPA	AGENCE OTAN DE SOUTIEN ET D'ACQUISITION	NSPA	NATO SUPPORT AND PROCUREMENT AGENCY	
NSS	NUMERO DE SEQUENCE SOUMIS	SPSN	SUBMITTED PACKAGE SEQUENCE NUMBER	Chapter IV, Annex F
NUMÉRO DUNS	NUMÉRO DU SYSTÈME DE NUMÉROTATION UNIVERSEL DES DONNÉES (DUNS)	DUNS NUMBER	DATA UNIVERSAL NUMBERING SYSTEM (DUNS) NUMBER	Chapter IV, Annex F
OGIA	ORGANISME GESTIONNAIRE D'IDENTIFICATION D'ARTICLE	IIMA	ITEM IDENTIFICATION MANAGING ACTIVITY	
OLPO	ORGANISME DE LOGISTIQUE ET DE PRODUCTION DE L'OTAN	NPLO	NATO PRODUCTION AND LOGISTICS ORGANIZATION	131
ORG	ORGANISME	MOE	MAJOR ORGANIZATIONAL ENTITY	611
ORG ORIG DEC NORM	ORGANISME A L'ORIGINE DE LA DECISION DE NORMALISATION	ORIG STDS DEC	ORIGINATOR OF STANDARDIZATION DECISION	Chapter IV, Annex F
PCT	POURCENT	PCT	PERCENT	
PD NCAGE	PREFIXE DE DONNEES NCAGE	NCAGEDPC	NCAGE DATA PREFIX CODE	Chapter IV, Annex F
PHRASE	CODE PHRASE	PHRASE	PHRASE CODE	Chapter IV, Annex F
PU	PRIX UNITAIRE	UP	UNIT PRICE	Chapter IV, Annex F
QGIA	QUESTION GUIDE D'IDENTIFICATION D'ARTICLES	RQMT STAT	REQUIREMENT STATEMENT	Chapter IV, Annex F
QS	QUESTION STANDARD	SR	STANDARD REQUIREMENT	611
QUE	QUANTITE PAR UNITE D'EMBALLAGE	QUP	QUANTITY PER UNIT PACK CODE	Chapter IV, Annex F
RIC	REPORTABLE ITEM CODE	RIC	REPORTABLE ITEM CODE	Chapter IV, Annex F



<b>ABRÉV</b>	<b>TERME</b>	<b>ABBREV</b>	<b>TERM</b>	<b>SECTION/ SUB-SECTION</b>
S/O	SANS OBJET	N/A	NOT APPLICABLE	
SAC	CODE SECONDAIRE	SAC	SECONDARY ADDRESS CODE	Chapter IV, Annex F
SGD	SYSTEME GENERAL DE DECODAGE	GDS	GENERAL DECODING SYSTEM	281
SH	SYSTÈME HARMONISÉ	HS	HARMONIZED SYSTEM	Chapter IV, Annex F
SHAPE	GRAND QUARTIER GENERAL DES PUISSANCES ALLIEES EN EUROPE	SHAPE	SUPREME HEADQUARTERS ALLIED POWERS, EUROPE	
SID	SYSTEME INTEGRE DES DONNEES (USA)	FLIS	FEDERAL LOGISTICS INFORMATION SYSTEM (USA)	611
SOC	SYSTEME OTAN DE CODIFICATION	NCS	NATO CODIFICATION SYSTEM	611
SPEC	SPECIFICATION	SPEC	SPECIFICATION	611
SPEC MIL	SPECIFICATION MILITAIRE	MIL SPEC	MILITARY SPECIFICATION	
STANAG	ACCORD DE NORMALISATION OTAN	STANAG	STANDARDIZATION AGREEMENT	
TAB FD	TABULATEUR DE FICHE DESCRIPTIVE	PRINT CONT CODE	PRINT CONTROL CODE	Chapter IV, Annex F
TAD	TRAITEMENT AUTOMATIQUE DES DONNEES	ADP	AUTOMATIC DATA PROCESSING	
TE	EN-TETE ENTREE	IH	INPUT HEADER	Chapter IV, Annex F
TED	TRAITEMENT ELECTRONIQUE DES DONNEES	EDP	ELECTRONIC DATA PROCESSING	
TS	EN-TETE SORTIE	OH	OUTPUT HEADER	Chapter IV, Annex F
TYPE CRIBL	TYPE DE CRIBLAGE	TYPE SCR CODE	TYPE OF SCREENING CODE	Chapter IV, Annex F
UD	UNITE DE DISTRIBUTION	UI	UNIT OF ISSUE	Chapter IV, Annex F
UNSPSC	UNITED NATIONS STANDARD PRODUCTS AND SERVICES CODE	UNSPSC	UNITED NATIONS STANDARD PRODUCTS AND SERVICES CODE	Chapter IV, Annex F
WIMM	RESPONSABLE DU MATERIEL INTEGRE DES ARMEES (USA)	WIMM	WEAPONS INTEGRATED MATERIEL MANAGER (USA)	