



Tools to reduce incidents or accidents in the Airside

SGSO - RIOgaleão



Departamento
de Controle do Espaço Aéreo



ANAC
AGÊNCIA NACIONAL
DE AVIAÇÃO CIVIL

Tools to reduce incidents or accidents in the Airside

Agenda



The Issue

The tools

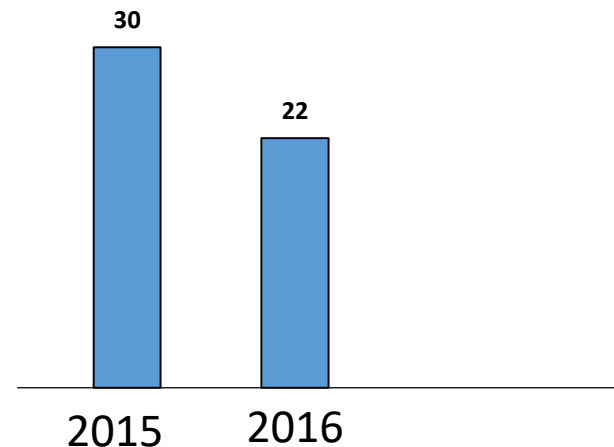
The Achievements

The Issue

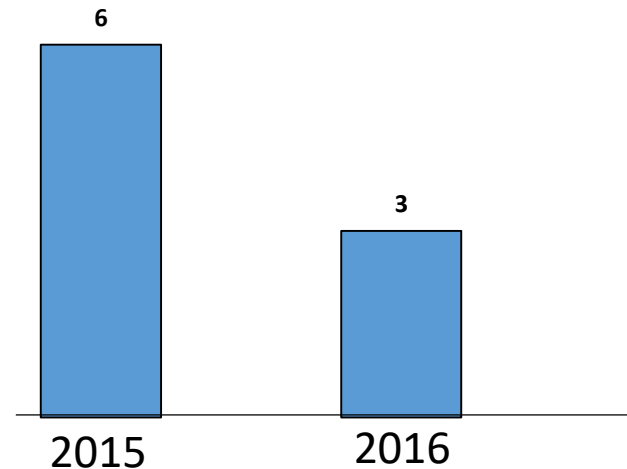
Colisions in the airside

- Ramp incidents
2015 - 2016 average: 26 occurrences/year
- Ground occurrences
2015 - 2016 average: 4,5 occurrences/year

Ramp incidents



Ground occurrences



The Issue



Collision during maneuvering: catering truck x belt loader - 2015

The Issue



The Issue



Baggage cart tipping over - 2016

The Issue



Collision: passenger stairs x aircraft- 2016




The Tools

- Safety Inspections
- Safety Index
- Talking to managers
- Safety Training Programme assessment
- SLA: Safety KPI inclusion
- Safety Audit for Ground Handling Operators

1. Safety Inspections



- Inspections additional to those carried out by Airside team.



2. Safety Index



- Monitoring operational activities;
- Measuring adherence to standards.



3. Talking to Managers



Objective:

- Discussion of appropriate measures;
- Evaluation of applied actions: efficiency and effectiveness;
- Deadline agreement.



4. Safety Training Programme assessment

Training:

- Aerodrome Rescue and Fire Fighting
- Airside Driving
- AVSEC
- Marshalling
- Runway incursion avoidance
- Safety

Level 1 – REACTION

Training evaluation

Level 2 – LEARNING

Test application

Level 3 – BEHAVIOR

Behavior at airside

Level 4 – RESULTS

Safety KPIs



RESULTS	CLASSIFICATION
7,6 to 10,0	Excellent
6,6 to 7,5	Good
4,6 to 6,5	Regular
3,6 to 4,5	Bad
0 to 3,5	Very bad

5. SLA: Safety KPI

- Departure punctuality
- Arrival delay
- Baggage delivery
- Check in
- Passenger terminal rules
- Safety Commitment





5. SLA: Safety KPI

Safety Commitment

- Safety committee meetings
- FOD Walk
- Safety Workshops
- SMS Symposium



6. Recognition



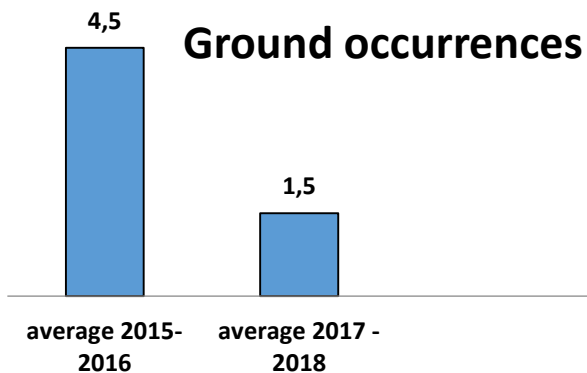
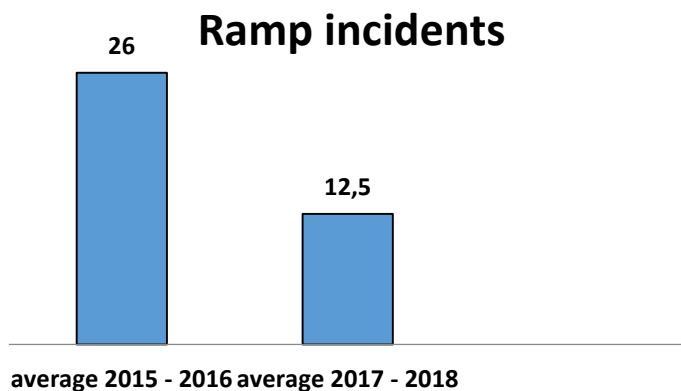
RIOgaleão Operational Excellence Award



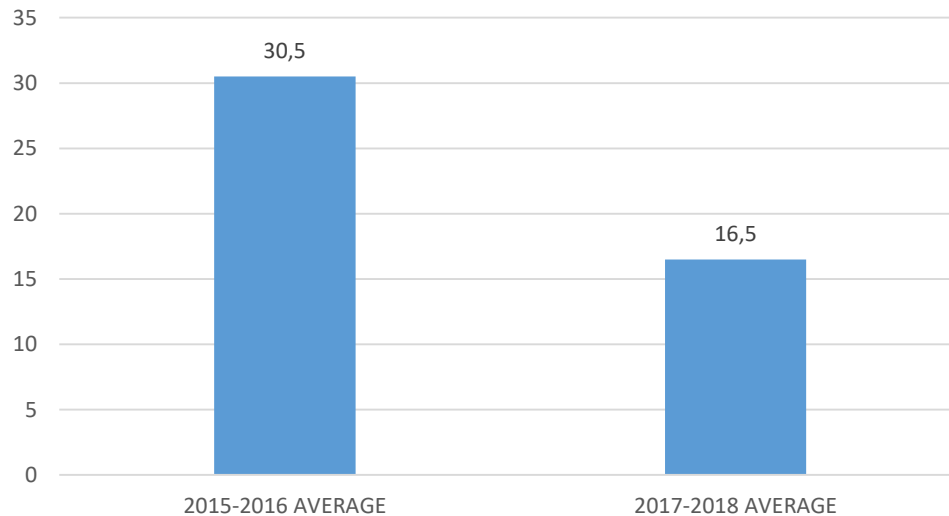
- Encouraging the best performance
- Enhancing Safety



The Achievements



OCCURRENCES IN THE AIRSIDE



KPI	INDEX	2015-2016 AVERAGE	2017-2018 AVERAGE
OCCURRENCES IN THE AIRSIDE	OCCURRENCES	30,5	16,5
	ATM	127.920	110.499
	Result	0,02%	0,01%

*“Major accidents are rare events due to the many barriers, safeguards and defences developed by modern technologies...
One of the greatest challenges we face is to develop more effective ways of both understanding and limiting their occurrence.”*

James Reason

Thank you!

Estela Andrade

SGSO

estelaandrade@riogaleao.com

+55 21 96782-5763



Aeroporto Internacional do Rio de Janeiro
Avenida Vinte de Janeiro, s/n - 21941 570
Galeão - Rio de Janeiro - RJ