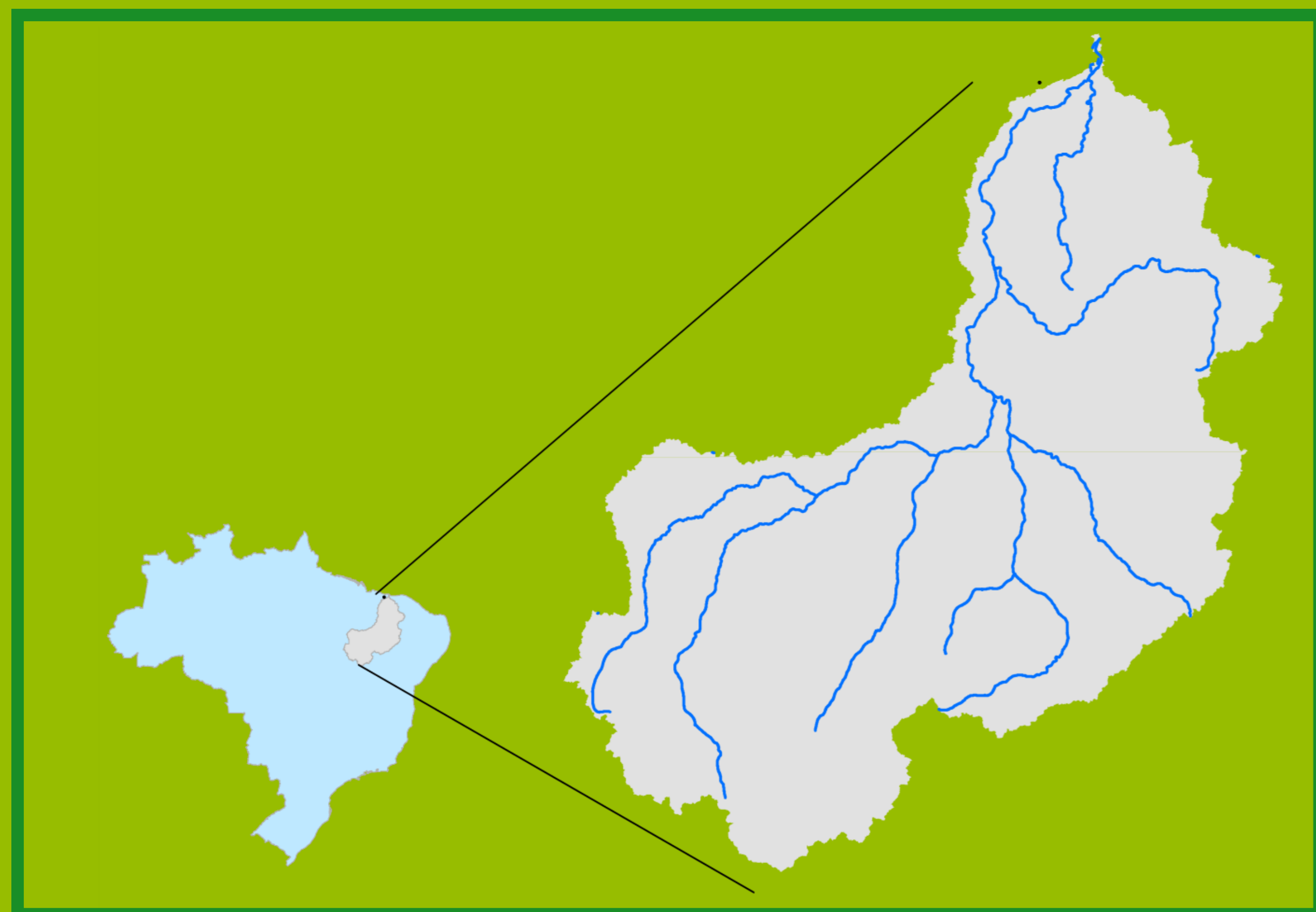


Acompanhamento da Bacia do Rio Parnaíba

Data do boletim
31/10/2023

Localização da bacia do Rio Parnaíba



Legenda:



Teresina-CHESF - 34690000

| Data | Cota (m) | Vazão (m ³ /s) |
|------------|----------|---------------------------|
| 27/10/2023 | 1,99 | 229,00 |
| 28/10/2023 | 2,19 | 278,00 |
| 29/10/2023 | 2,00 | 231,00 |
| 30/10/2023 | 1,97 | 224,00 |
| 31/10/2023 | 1,98 | 226,00 |

UHE Boa Esperança

| Data | Vazão Afluente (m ³ /s) | Vazão Defluente (m ³ /s) | Volume Útil (%) |
|------------|------------------------------------|-------------------------------------|-----------------|
| 26/10/2023 | 185 | 335 | 51,88 |
| 27/10/2023 | 185 | 335 | 51,20 |
| 28/10/2023 | 147 | 252 | 50,73 |
| 29/10/2023 | 171 | 252 | 50,37 |
| 30/10/2023 | 206 | 392 | 49,53 |

Ribeiro Gonçalves - 34060000

| Data | Cota (m) | Vazão (m ³ /s) |
|------------|----------|---------------------------|
| 27/10/2023 | 2,60 | 147,00 |
| 28/10/2023 | 2,62 | 150,00 |
| 29/10/2023 | 2,63 | 151,00 |
| 30/10/2023 | 2,65 | 153,00 |
| 31/10/2023 | 2,66 | 154,00 |






Prata do Piauí - 34770000

| Data | Cota (m) | Vazão (m ³ /s) |
|------------|----------|---------------------------|
| 27/10/2023 | 0,10 | |
| 28/10/2023 | 0,10 | |
| 29/10/2023 | 0,10 | |
| 30/10/2023 | 0,10 | |
| 31/10/2023 | 0,09 | |

Teresina



Rio Poti

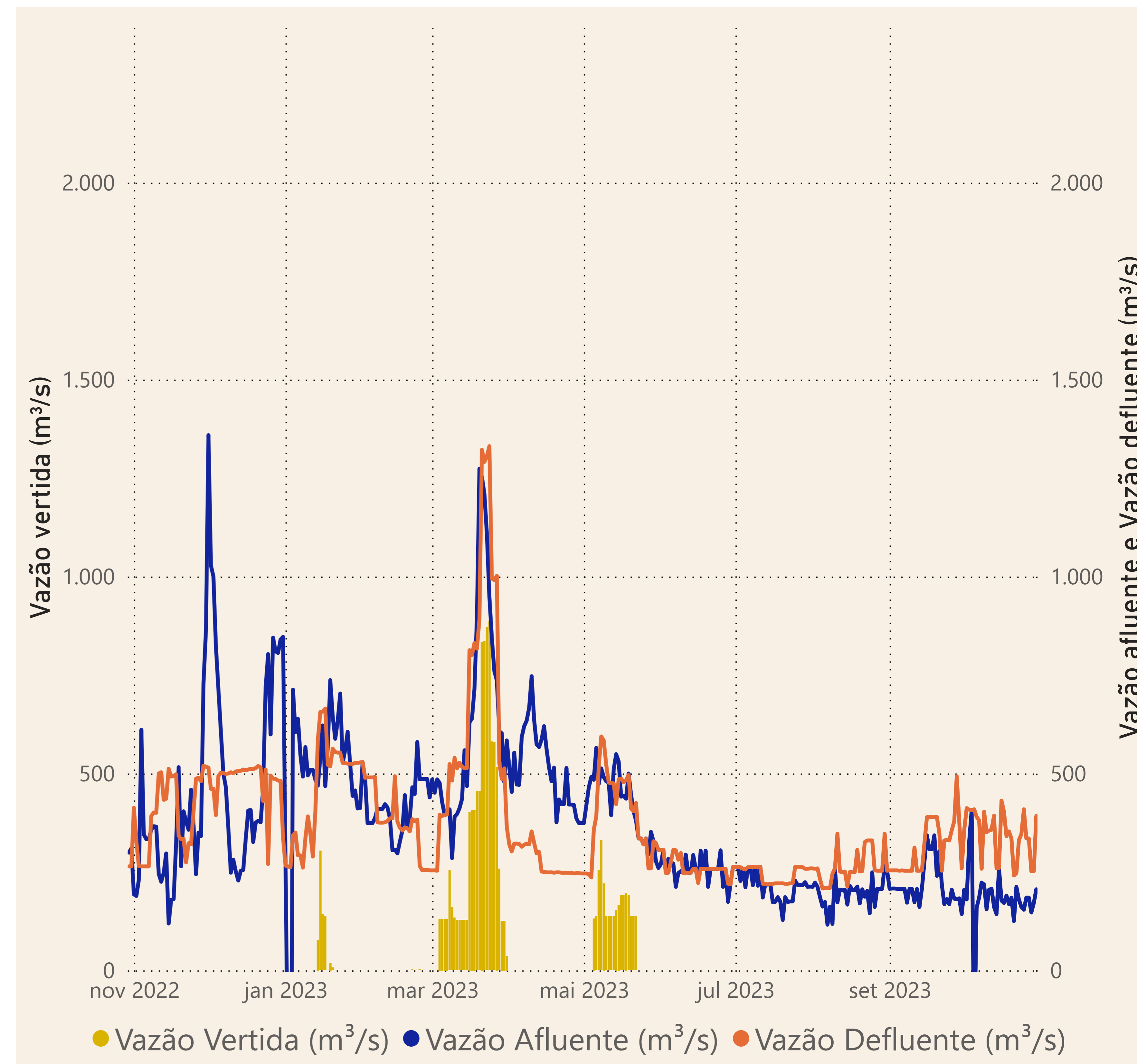
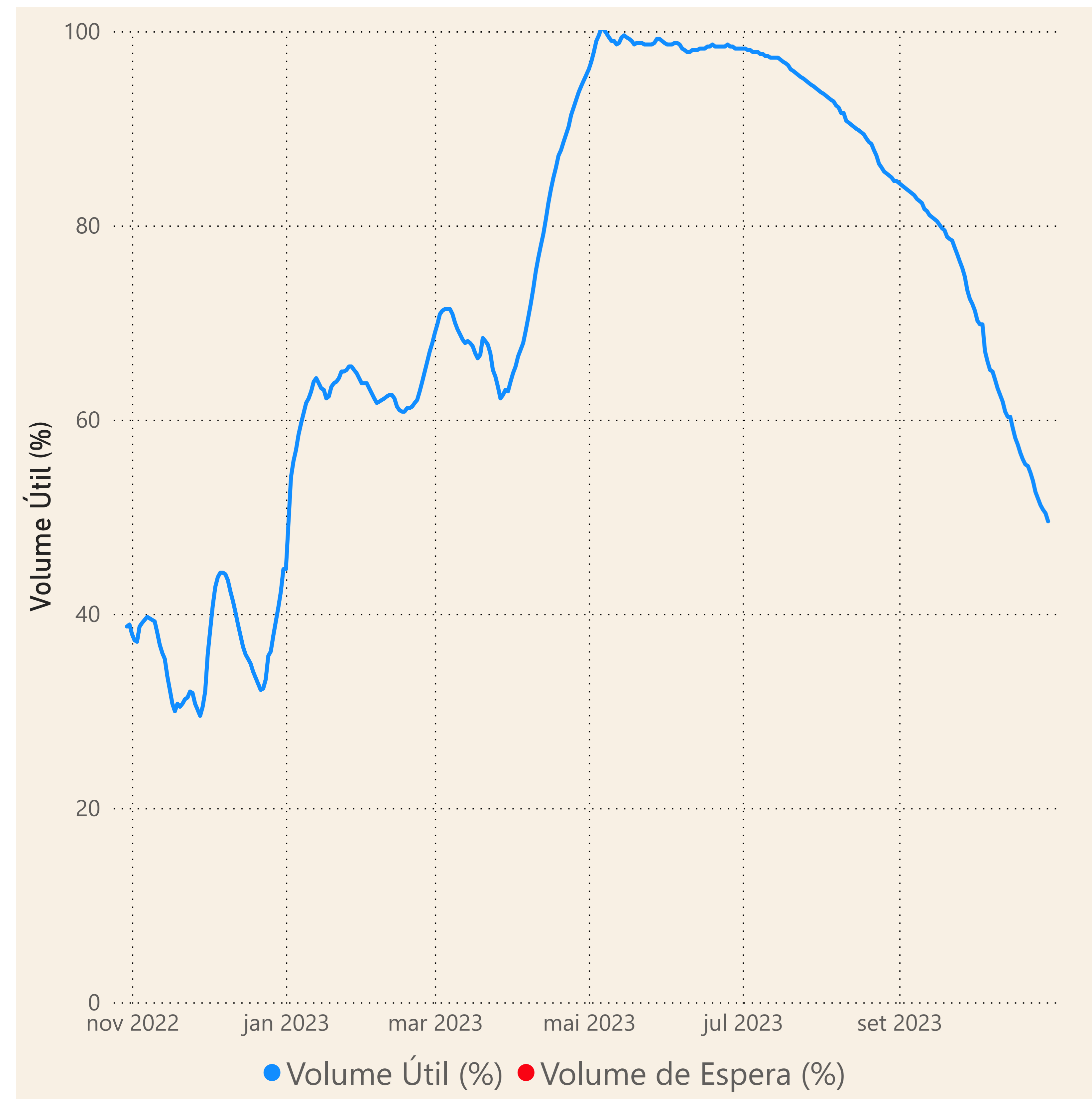


Rio Parnaíba

Fonte de dados: ONS e [HidroWeb](#)

Acompanhamento da Bacia do Rio Parnaíba

Operação da UHE Boa Esperança



Saiba mais sobre os termos técnicos da operação dos reservatórios no [Glossário do Sistema de Acompanhamento de Reservatórios - SAR da ANA](#)