


All you need to know about Advance Cargo Information System requirements and implementation plan

1 What is the Advance Cargo Information System (ACI)?







It is a customs system whose procedures take place during the pre-shipment stage from the country of export up to arrival at the Egyptian ports. The system is complementary to and integrated with Nafeza platform.

It aims at proactively preventing potential risks associated with imported goods, establishing governance of procedures and facilitating the release of goods upon arrival in the country.



For more, please visit
nafeza.gov.eg 
Or by sending an email to:
nafeza@mts-egy.com

2 What is the system process cycle?

-  The Egyptian importer records key data about the shipment to be imported.
-  The Customs Authority (and the other relevant entities) evaluate the potential risks within no later than (48) hours. If the shipment is accepted, a unified identification number (ACID) is automatically generated for the shipment.
-  The carrier, before 24 hours from the departure of the vessel from the port of export, sends an electronic list of the cargo to be shipped to Egypt, through Nafeza automatically to verify the data and send a reply confirmation message to the carrier.
-  The foreign exporter – upon vessel's departure from the port of export – prepare the shipment data and documents and send them electronically on the data and documents transfer platform (CargoX).
-  The Egyptian importer reviews and approves the electronic data and documents of the shipment. The Egyptian importer can thence apply for pre-clearance processing.
-  The shipping agent (in Egypt) submits the cargo manifest electronically to Customs, via Nafeza platform, no less than (48) hours from the time of the vessel arrival.

3 What are the stages of implementing the system?

Pilot Operation

01/04/2021

- ❏ The system applies only to seabourn shipments. It does not apply to personal shipments, diplomatic bodies or shipments of the Ministry of Defense, or Ministry of Interior.
- ❏ Operation is not mandatory neither to Egyptian importers nor foreign suppliers (exporters).
- ❏ In the case of using the system, it is not necessary to legalize the documents by the chambers of commerce or the Egyptian embassies. No paper documents shall be required to be submitted to customs.
- ❏ Customs and regulatory control procedures are completed upon arrival of goods.

Mandatory Operation

01/07/2021

- ❏ The system applies only to shipments incoming to sea ports.
- ❏ Operation is mandatory for all importers.
- ❏ No need to legalize the documents by the chambers of commerce or the Egyptian embassy. It is not required to submit the original paper documents to the customs.
- ❏ No incoming shipments to Egypt will be accepted without the shipment identification number (ACID) or the identification numbers of the Egyptian importer and the foreign exporter.



4 What are the system requirements?



Egyptian Importer



- ❑ Register a main account for the company on Nafeza.
- ❑ Register a sub-account for every authorized person of the company to use Nafeza.
- ❑ All authorized persons who use Nafeza should have e-Tokens.



Clearance companies

- ❑ Register a main account for the company on Nafeza.
- ❑ Register a sub-account for every authorized person (agent) of the company to use Nafeza.
- ❑ All authorized persons (agents) who use Nafeza should have e-Tokens.



Foreign Exporter

- ❏ Register an account for the company on the data and document transfer platform (Cargo X).
- ❏ Register sub-account for every authorized person of the company to use (Cargo X).
- ❏ Stipulate shipment ACID on all shipment documents, Exporter ID and Importer ID and specify GS1 (or Part Number if no GS1 available) on the commercial invoice line item(s).
- ❏ Send shipment data and documents electronically to the Egyptian importer via the data and documents transfer platform (CargoX).



Carrier/shipping agents

- ❏ Send the list of shipments, bound to Egypt, to the Egyptian Customs through the integration mechanism (API) provided by Nafeza, before 24 hours from vessel departure.
- ❏ Send the electronic cargo manifest via Nafeza Platform, no later than 24 hours from the time of vessel arrival.





5 Method of participation during the pilot stage: 01/04/2021 - 30/06/2021










Egyptian Importer and Foreign Exporter

| No. | Status of the Egyptian Importer | | Status of the Foreign Exporter | | Remarks |
|-----|---------------------------------|--|--------------------------------|---|--|
| | Account activated on Nafeza | Electronic signature certificate (e-Token) | Activated Account on CargoX | Ability to create an Electronic file for the commercial invoice | |
| 1 | ✗ | ✗ | ✗ | ✗ | Non-participation |
| 2 | ✓ | ✗ | ✗ | ✗ | Non-ACI participation: Enter customs certificates data (incoming) and submit documents at the Logistics Center |
| 3 | ✓ | ✓ | ✗ | ✗ | Importer: Enter the key data of the shipment to obtain the ACID identification number. Exporter: Send all shipment documents by courier (with ACID and exporter and importer ID's stipulated on all document. |
| 4 | ✓ | ✓ | ✓ | ✗ | Importer: Enter the key data of the shipment to obtain the ACID identification number. Exporter: Send the shipment documents (in PDF format) electronically through Cargo X platform with ACID on all documents and exporter and importer ID's on all documents. Importer: - Enter the commercial invoice data. - Approve electronic documents and file a (pre-clearance) application to the customs. |
| 5 | ✓ | ✓ | ✓ | ✓ | Importer: Enter the key data of the shipment and obtain the identification number (ACID). Exporter: Send the shipment documents (in PDF format) and the invoice data electronically through CargoX platform with ACID on all documents and exporter and importer ID's on all documents. Importer: Approve electronic documents and file a (pre-clearance) application to the customs. |

Carrier at the shipment port

| | Readiness to send list of shipments | Remarks |
|---|---|--|
| 1 |  | Non-participation |
| 2 |  | <p>Carrier: Send an electronic list of shipments to be shipped to Nafeza.</p> <p>Nafeza: Verify the list data automatically and reply with a confirmation message.</p> |

Shipping Agent (Egypt)

| | Account activated on Nafeza | Electronic signature certificate (e-Token) | Complete the amendment of the manifest file to include ACIDs | Remarks |
|---|---|---|---|--|
| 1 |  |  |  | Non-participation |
| 2 |  |  |  | Participation outside ACI system by sending the manifest to customs through Nafeza. |
| 3 |  |  |  | Send the amended shipping list to the customs through Nafeza. |



National Single Window For Egyptian Trade Across Borders

A single entry point that allows data to be received electronically and processed as quickly and cheaply as possible in a transparent and secure manner.

