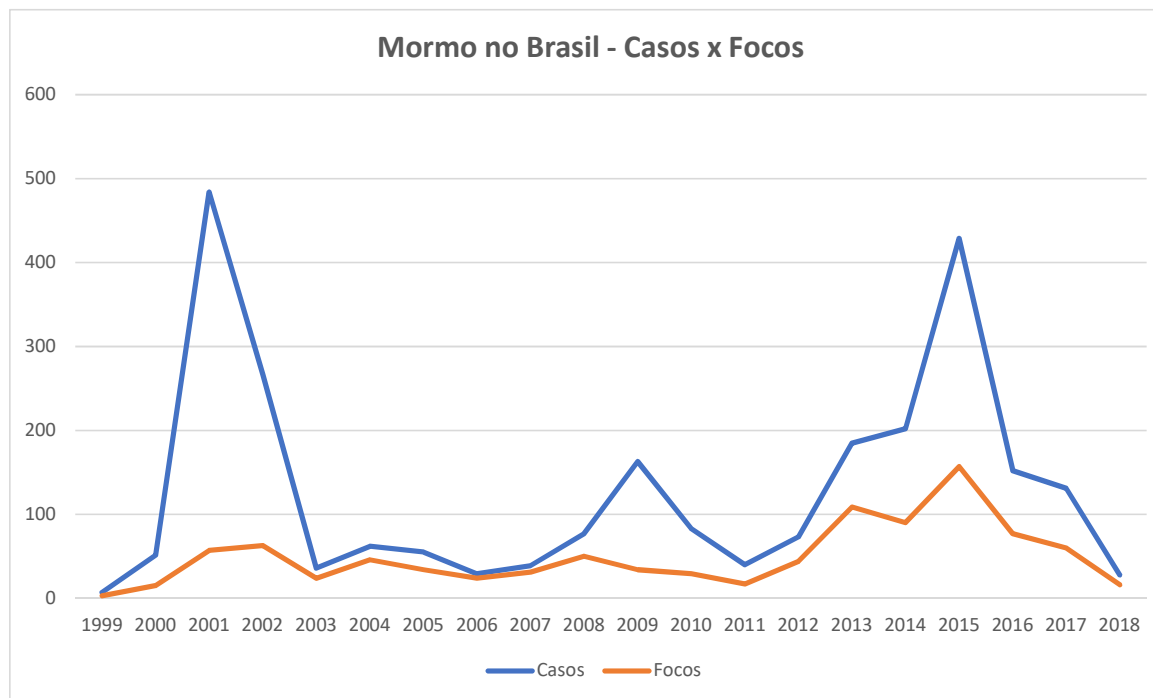


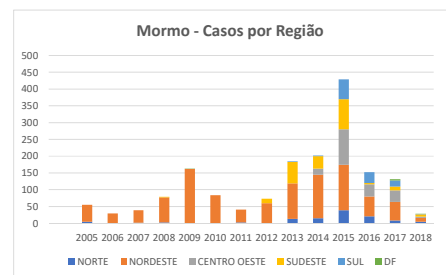
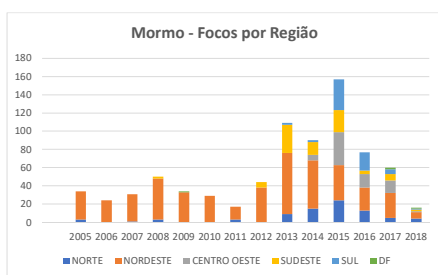
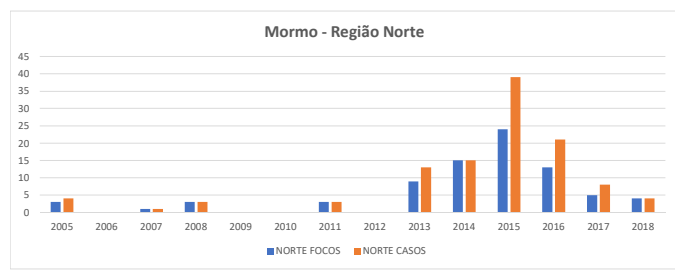
Ano	Casos	Focos
1999	7	3
2000	51	15
2001	484	57
2002	267	63
2003	36	24
2004	62	46
2005	55	34
2006	29	24
2007	39	31
2008	77	50
2009	163	34
2010	83	29
2011	40	17
2012	73	44
2013	185	109
2014	202	90
2015	429	157
2016	152	77
2017	131	60
2018	28	16

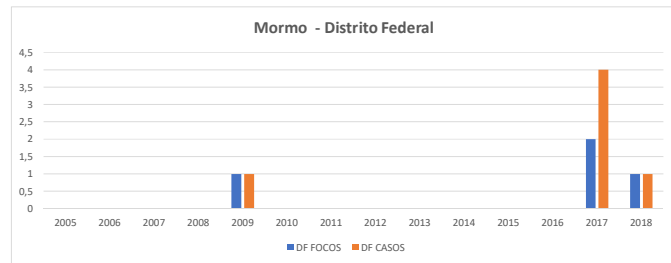
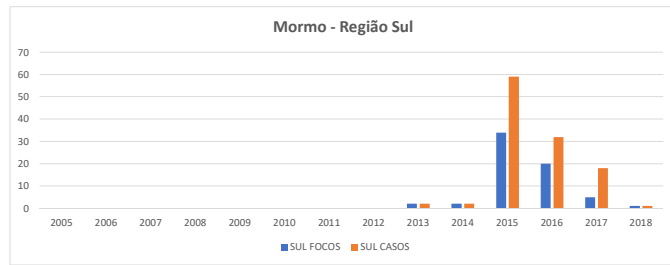
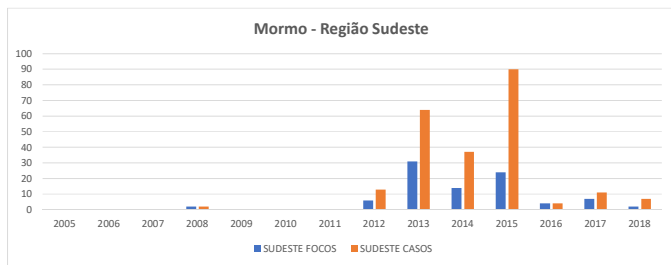
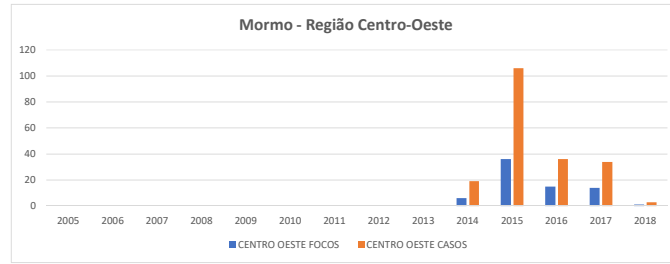
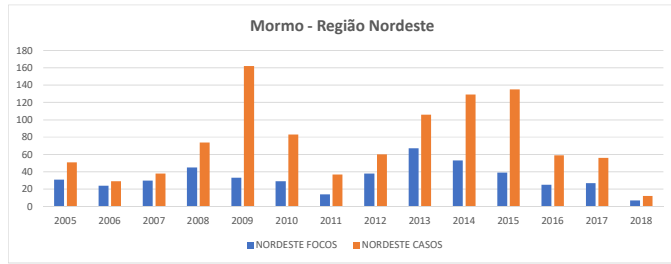


ANO	NORTE		NORDESTE		CENTRO OESTE		SUDESTE		SUL		DF	
	FOCOS	CASOS	FOCOS	CASOS	FOCOS	CASOS	FOCOS	CASOS	FOCOS	CASOS	FOCOS	CASOS
2005	3	4	31	51	0	0	0	0	0	0	0	0
2006	0	0	24	29	0	0	0	0	0	0	0	0
2007	1	1	30	38	0	0	0	0	0	0	0	0
2008	3	3	45	74	0	0	2	2	0	0	0	0
2009	0	0	33	162	0	0	0	0	0	0	1	1
2010	0	0	29	83	0	0	0	0	0	0	0	0
2011	3	3	14	37	0	0	0	0	0	0	0	0
2012	0	0	38	60	0	0	6	13	0	0	0	0
2013	9	13	67	106	0	0	31	64	2	2	0	0
2014	15	15	53	129	6	19	14	37	2	2	0	0
2015	24	39	39	135	36	106	24	90	34	59	0	0
2016	13	21	25	59	15	36	4	4	20	32	0	0
2017	5	8	27	56	14	34	7	11	5	18	2	4
2018	4	4	7	12	1	3	2	7	1	1	1	1

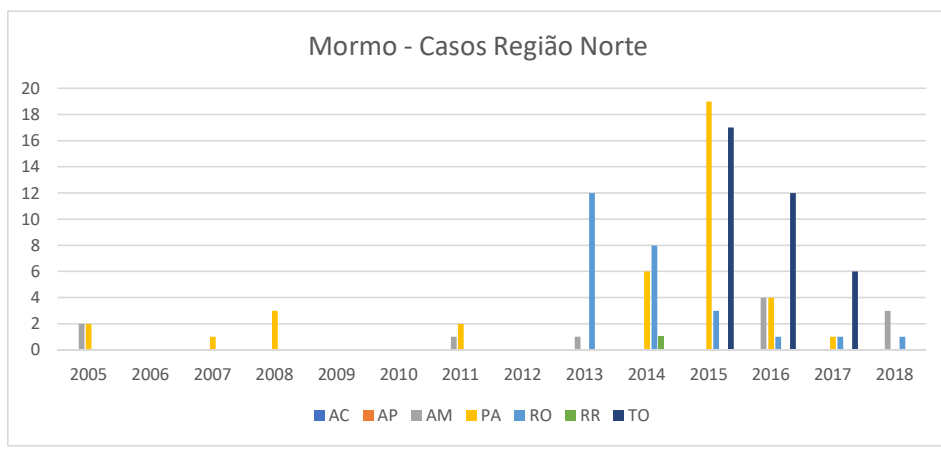
ANO	NORTE	NORDESTE	INTRO OES	SUDESTE	SUL	DF
2005	3	31	0	0	0	0
2006	0	24	0	0	0	0
2007	1	30	0	0	0	0
2008	3	45	0	2	0	0
2009	0	33	0	0	0	1
2010	0	29	0	0	0	0
2011	3	14	0	0	0	0
2012	0	38	0	6	0	0
2013	9	67	0	31	2	0
2014	15	53	6	14	2	0
2015	24	39	36	24	34	0
2016	13	25	15	4	20	0
2017	5	27	14	7	5	2
2018	4	7	1	2	1	1

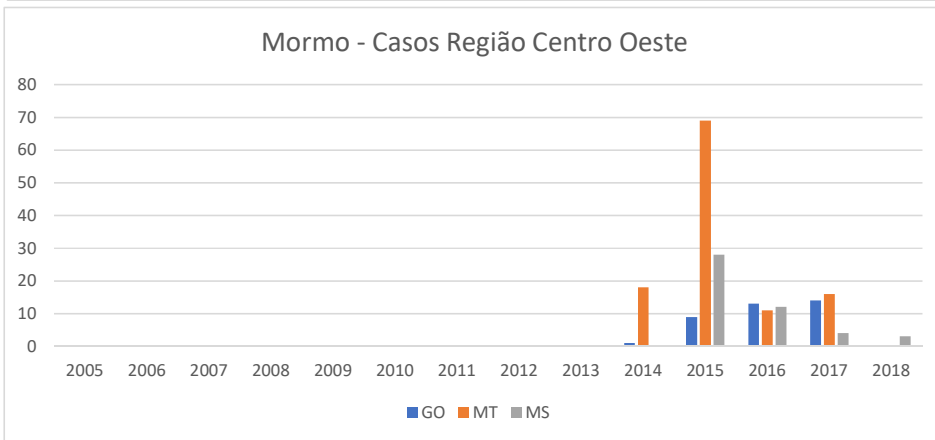
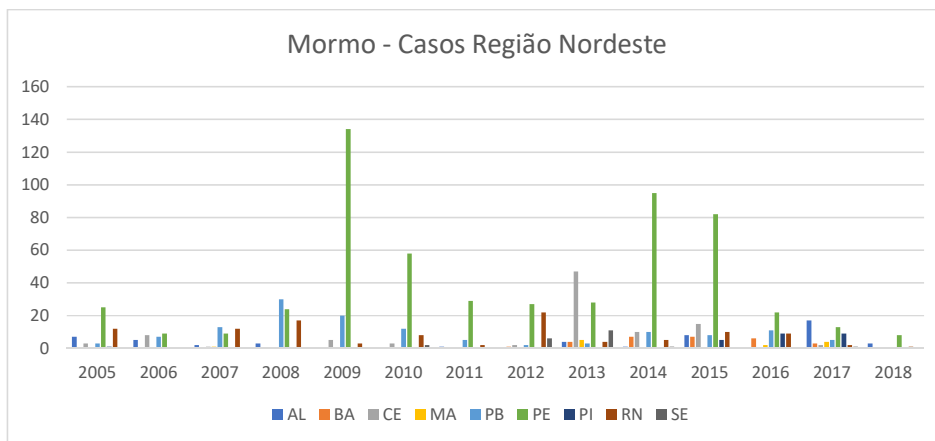
ANO	NORTE	NORDESTE	INTRO OES	SUDESTE	SUL	DF
2005	4	51	0	0	0	0
2006	0	29	0	0	0	0
2007	1	38	0	0	0	0
2008	3	74	0	2	0	0
2009	0	162	0	0	0	1
2010	0	83	0	0	0	0
2011	3	37	0	0	0	0
2012	0	60	0	13	0	0
2013	13	106	0	64	2	0
2014	15	129	19	37	2	0
2015	39	135	106	90	59	0
2016	21	59	36	4	32	0
2017	8	56	34	11	18	4
2018	4	12	3	7	1	1

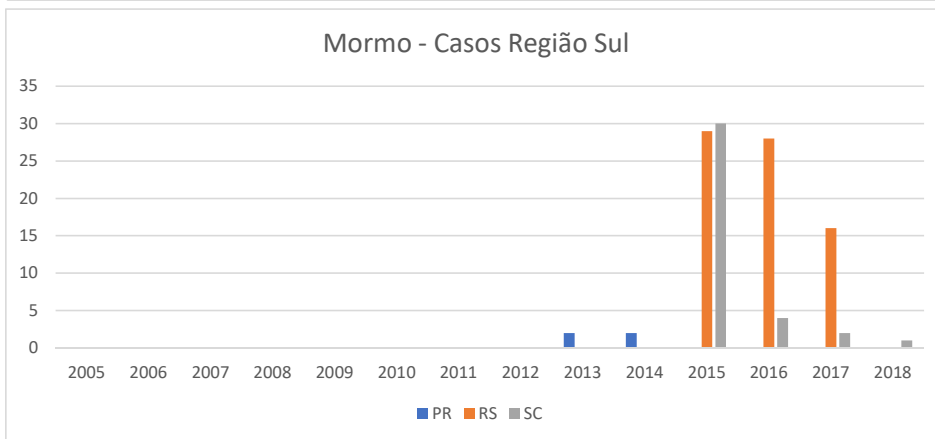
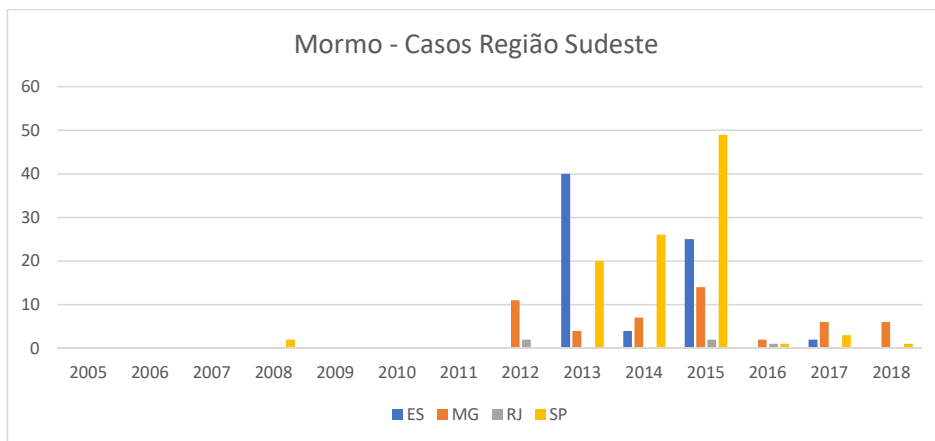




ANO	AC	AP	AM	PA	RO	RR	TO	AL	BA	CE	MA	PB	PE	PI	RN	SE	GO	MT	MS	ES	MG	RJ	SP	PR	RS	SC	DF
2005			2	2				7		3		3	25	1	12												
2006								5		8		7	9														
2007				1				2		1	1	13	9		12												
2008				3				3				30	24		17								2				
2009										5		20	134		3												1
2010										3		12	58		8	2											
2011			1	2				1				5	29		2												
2012									1	2		2	27		22	6					11	2					
2013			1		12			4	4	47	5	3	28		4	11				40	4		20	2			
2014				6	8	1		1	7	10		10	95		5	1	1	18		4	7		26	2			
2015				19	3		17	8	7	15		8	82	5	10		9	69	28	25	14	2	49		29	30	
2016			4	4	1		12		6		2	11	22	9	9		13	11	12		2	1	1		28	4	
2017				1	1		6	17	3	2	4	5	13	9	2	1	14	16	4	2	6		3		16	2	4
2018			3		1			3					8		1				3		6		1			1	1







PI		RN		SE		GO		MT		MS		ES		MG		RJ		SP		PR		RS		SC		DF		
C	F	C	F	C	F	C	F	C	F	C	F	C	F	C	F	C	F	C	F	C	F	C	F	C	F	F	C	
1	1	12	9																									
		12	6																									
		17	16															2	2									
		3	3																							1	1	
		8	4	2	1																							
		2	2																									
		22	16	6	6									11	5	2	1											
		4	2	11	7							40	14	4	4			20	13	2	2							
		5	4	1	1	1	1	18	5			4	3	7	7			26	4	2	2							
5	3	10	7			9	8	69	17	28	11	25	6	14	7	2	2	49	9			29	19	30	15			
9	6	9	5			13	1	11	7	12	7			2	2	1	1	1	1			28	17	4	3			
9	3	2	1	1	1	14	7	16	3	4	4	2	1	6	4			3	2			16	3	2	2	4	2	
		1	1							3	1			6	1			1	1					1	1	1	1	

ANO	NORTE								NORDESTE								CENTRO OESTE				SUDESTE				SUL				DF	BRASIL			
	AC	AP	AM	PA	RO	RR	TO	TOTAL	AL	BA	CE	MA	PB	PE	PI	RN	SE	TOTAL	GO	MT	MS	TOTAL	ES	MG	RJ	SP	TOTAL	PR			RS	SC	TOTAL
2005			2	1				3	6		3	3	9	1	9		31				0					0				0		34	
2006								0	5		4	7	8				24				0					0				0	24		
2007				1				1	2		1	1	13	7	6		30				0					0				0	31		
2008				3				3	3				15	11	16		45				0				2	2			0	50			
2009								0			2	11	17	3			33				0					0			0	1	34		
2010								0			1	7	16	4	1		29				0					0			0	29			
2011			1	2				3	1			1	10		2		14				0					0			0	17			
2012								0		1	2	2	11		16	6	38				0		5	1		6			0	44			
2013			1		8			9	5	5	22	5	3	18	2	7	67				0	14	4		13	31	2		2	109			
2014				6	8	1		15	1	2	9		10	26	4	1	53	1	5		6	3	7		4	14	2		2	90			
2015				10	3		11	24	1	2	12		6	8	3	7	39	8	17	11	36	6	7	2	9	24		19	15	34	157		
2016			3	2	1		7	13		3		2	3	6	6	5	25	1	7	7	15		2	1	1	4		17	3	20	77		
2017				1	1		3	5	3	3	2	4	5	5	3	1	1	27	7	3	4	14	1	4		2	7		3	2	5	2	60
2018			3		1			4	2					4		1	7				1	1		1		1	2		1	1	1	16	
TOTAL	0	0	10	26	22	1	21	80	29	16	58	12	86	156	13	76	16	462	17	32	23	72	24	30	4	32	90	4	39	21	64	4	772

ANO	NORTE								NORDESTE								CENTRO OESTE				SUDESTE					SUL				DF	BRASIL						
	AC	AP	AM	PA	RO	RR	TO	TOTAL	AL	BA	CE	MA	PB	PE	PI	RN	SE	TOTAL	GO	MT	MS	TOTAL	ES	MG	RJ	SP	TOTAL	PR	RS			SC	TOTAL				
2005			2	2				4	7		3		3	25	1	12		51				0										0			0		55
2006								0	5		8		7	9				29				0										0			0		29
2007				1				1	2		1	1	13	9		12		38				0										0			0		39
2008				3				3	3				30	24		17		74				0				2	2					0			0		79
2009								0			5		20	134		3		162				0									0			0	1	163	
2010								0			3		12	58		8	2	83				0									0			0		83	
2011			1	2				3	1				5	29		2		37				0									0			0		40	
2012								0		1	2		2	27		22	6	60				0		11	2						13			0		73	
2013			1		12			13	4	4	47	5	3	28		4	11	106				0	40	4		20	64	2				2		2		185	
2014				6	8	1		15	1	7	10		10	95		5	1	129	1	18		19	4	7		26	37	2				2		2		202	
2015				19	3		17	39	8	7	15		8	82	5	10		135	9	69	28	106	25	14	2	49	90		29	30	59				429		
2016			4	4	1		12	21		6		2	11	22	9	9		59	13	11	12	36		2	1	1	4		28	4	32				152		
2017				1	1		6	8	17	3	2	4	5	13	9	2	1	56	14	16	4	34	2	6		3	11		16	2	18	4			131		
2018			3		1			4	3					8		1		12			3	3		6		1	7			1	1	1			28		
TOTAL	0	0	11	38	26	1	35	111	51	28	96	12	129	563	24	107	21	1031	37	114	47	198	71	50	5	102	228	4	73	37	114	6		1688			